

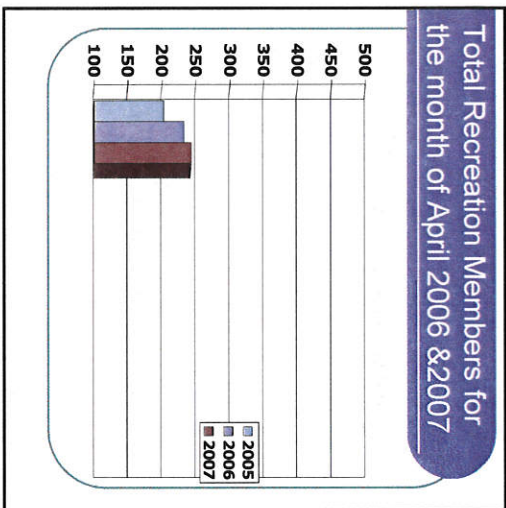
Waynesville Recreation Department
April 2007
Monthly Review

Member Demographics

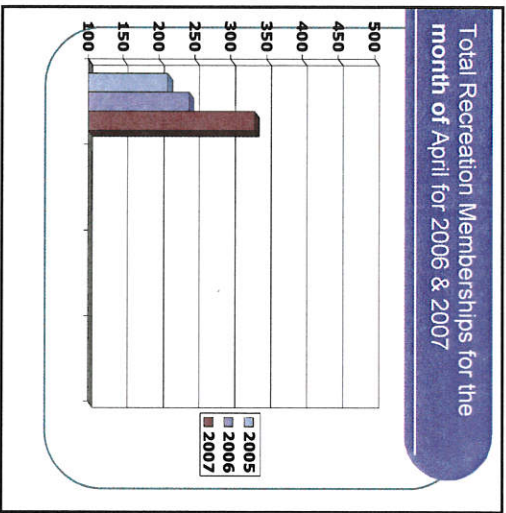
TOTAL MEMBERSHIPS = 6,417
TOTAL MEMBERS = 8,061

63 % of visits in April were Males.
 36 % of visits in April were Females.

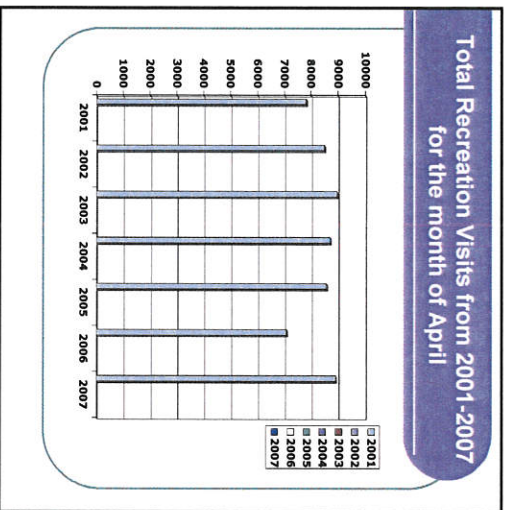
73 % of visits in April were Non-Res
 27 % of visits in April were Res



05-28
07-30



06-21
07-27



**6 Visits & 12 Visits
Punch Cards for the
month April**

6 VISIT PUNCH CARDS = 9

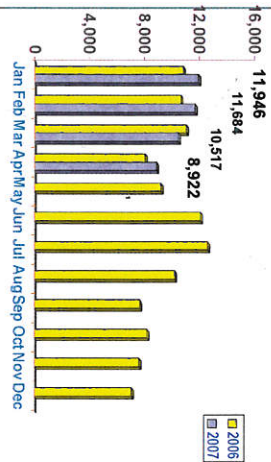
12 VISIT PUNCH CARDS = 35

Application & Tour Information

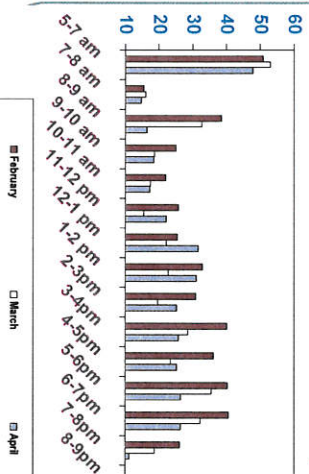
How did you hear about us?

Friend 12 Been here before 2
Family 3 Drive by 1
Media 5 Employer 2

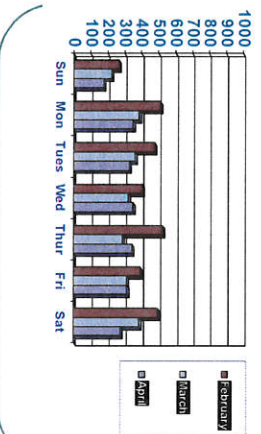
Total Recreation Center Visits




Average Hourly Visits



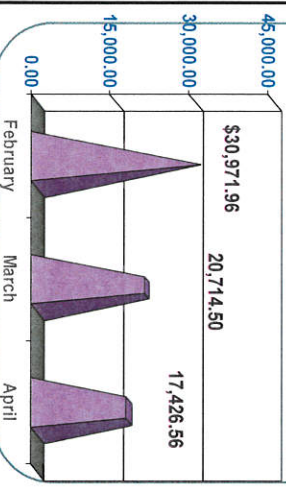
Average Daily Visits



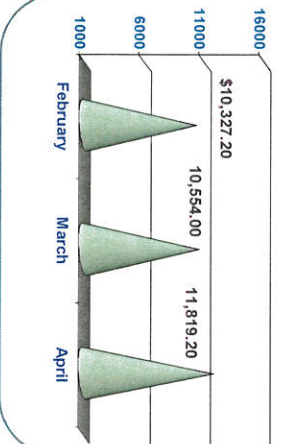
Corporate Memberships



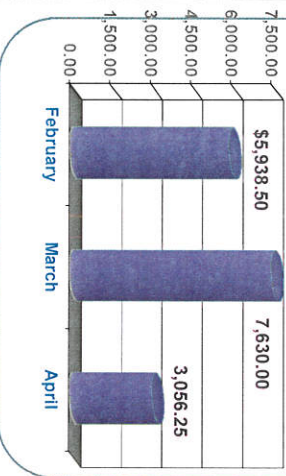
Membership Revenue



Daily Admissions Revenue



Facility Rental Revenue



General Fund Revenue

