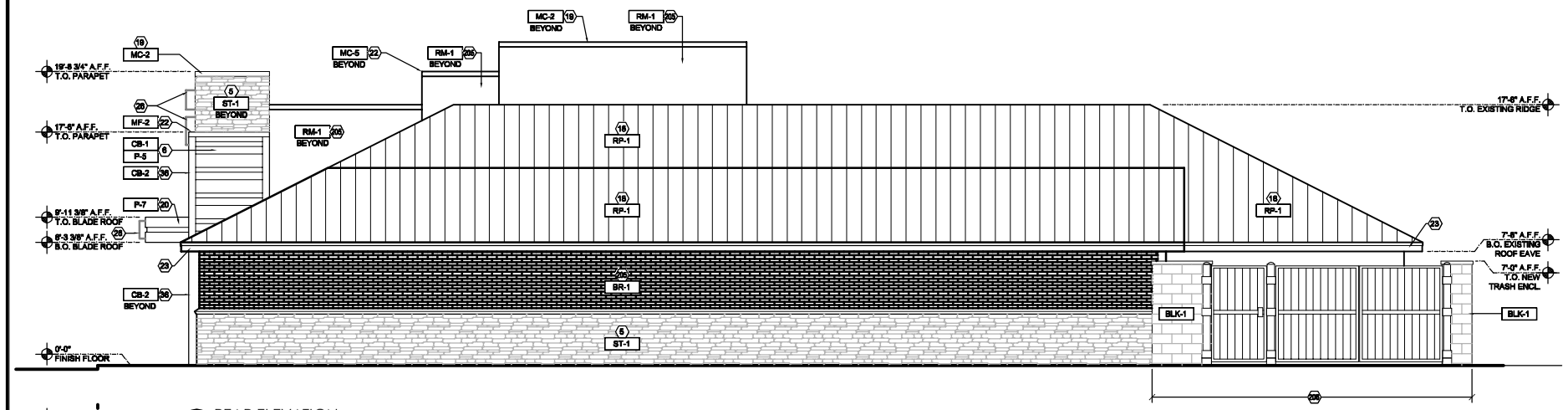

1 REAR ELEVATION
1/4"=1'-0"

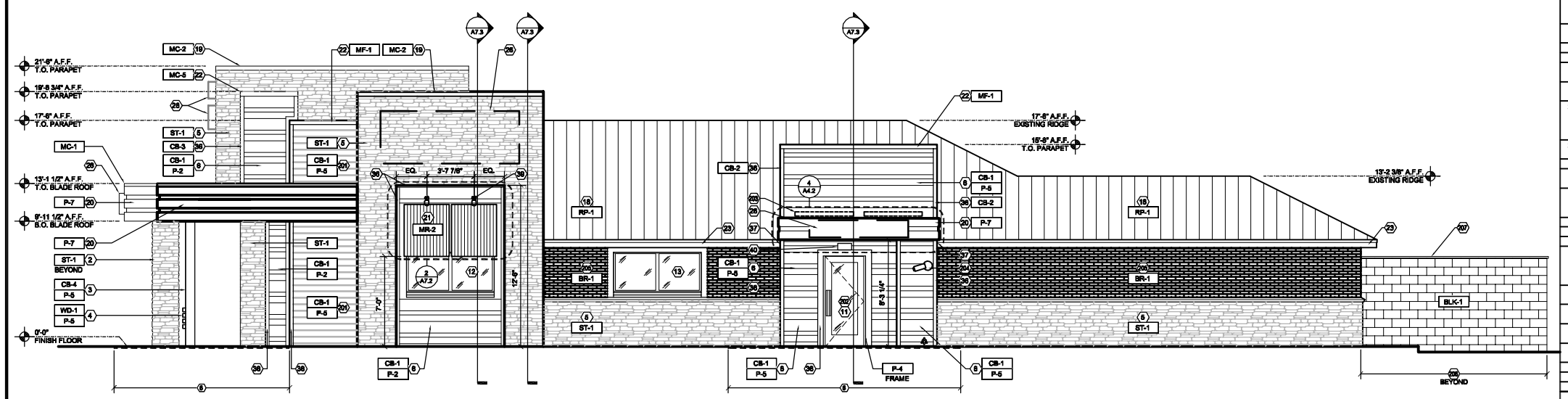

2 RIGHT SIDE ELEVATION
1/4"=1'-0"

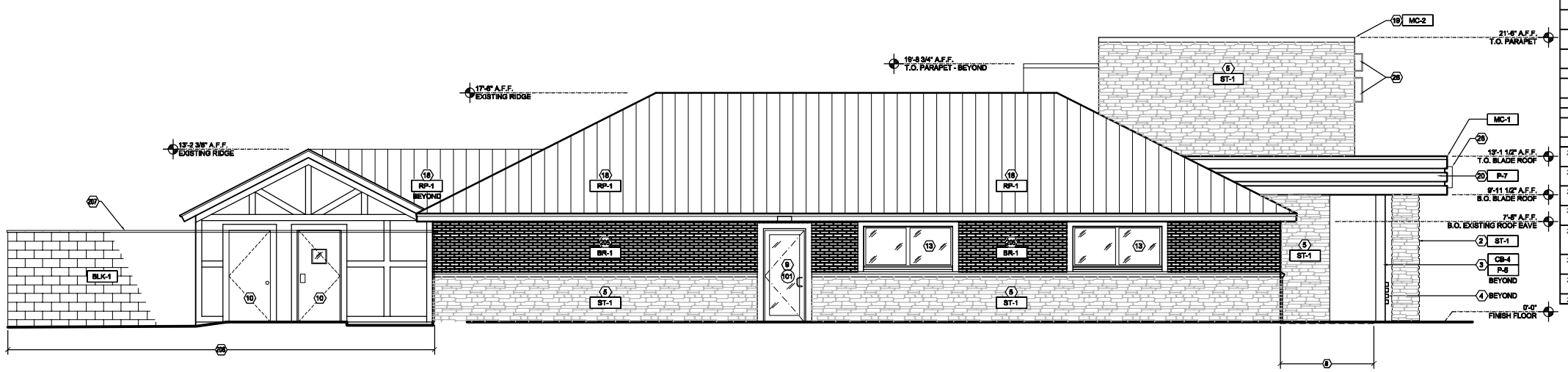

3 LEFT SIDE ELEVATION
1/4"=1'-0"

A. SIGNAGE SHOWN FOR GENERAL LOCATION ONLY. REFER TO APPROVED SIGN DRAWINGS BY SIGNAGE COMPANY. SEPARATE PERMIT REQUIRED FOR ALL SIGNS. SIGN CONTRACTOR RESPONSIBLE FOR ALL SIGNAGE WORK.

B. ELECTRICAL CONTRACTOR TO SUPPLY REQUIRED POWER TO SIGN, SIGN CONTRACTOR TO MAKE CONNECTION; COORDINATE WITH SIGN CONTRACTOR.

C. GENERAL CONTRACTOR TO VERIFY THAT NEW CONSTRUCTION DOES NOT INTERFERE WITH VIDEO CAMERAS PRIOR TO CONSTRUCTION. RELOCATE CAMERAS AS REQUIRED. COORDINATE WITH SECURITY COMPANY AS NECESSARY.

D. PAINTER TO TAPE OFF AND PROTECT ALL SURFACES MEETING THE PAINTED AREA TO PREVENT OVER-SPRAY. IN THE EVENT OF OVER-SPRAY, PAINTER IS TO REMOVE COMPLETELY.

E. DO NOT PAINT NEW HOT-DIPPED GALVANIZED PLATES, BOLTS, NUTS, WASHERS, COLUMN BASES, ETC.

EXTERIOR ELEVATION KEYED NOTES

1	NEW STRUCTURAL COLUMN WITH NEW "HARDIE" TRIM WRAP (CB-4); PAINT (P-5). REFERENCE EXTERIOR FINISH SCHEDULE, STRUCTURAL SHEETS & DETAILS 4 & 5/A8.1 FOR ADDITIONAL INFORMATION.
2	NEW STRUCTURAL COLUMN. PROVIDE NEW STONE VENEER (ST-1) AND STONE CAP (ST-2) WITH "HARDIE" SOFFIT PANELS ABOVE (CB-2); PAINT PANELS (P-5). REFERENCE EXTERIOR FINISH SCHEDULE, STRUCTURAL SHEETS & DETAILS 3 & 5/A8.1 FOR ADDITIONAL INFORMATION.
3	NEW 6x6 POST WITH "HARDIE" TRIM WRAP (CB-4) (NON-STRUCTURAL); PAINT (P-5). REFERENCE EXTERIOR FINISH SCHEDULE, STRUCTURAL SHEETS & DETAILS 4 & 5/A8.1 FOR ADDITIONAL INFORMATION.
4	NEW WOOD RAILING AT PORCH ATTACHED TO COLUMNS AND INTERMEDIATE SUPPORT POSTS AS REQUIRED. REFERENCE DETAIL 1B/A8.1 FOR ADDITIONAL INFORMATION.
5	NEW STONE VENEER (ST-1). REFERENCE SHEETS A4.1 & A4.2 FOR ADDITIONAL INFORMATION.
6	NEW SMOOTH "HARDIE PLANK" LAP SIDING (CB-1). (3) DIFFERENT WIDTHS OF SIDING TO BE USED IN ORDER TO ACHIEVE DESIRED STAGGERED LOOK. REFERENCE EXTERIOR FINISH SCHEDULE FOR ADDITIONAL INFORMATION.
7	EXISTING SIDING TO BE PAINTED. REFERENCE FINISH TAGS THIS SHEET.
8	EXISTING CONCRETE SLAB TO REMAIN; ALL EXISTING SPRAY-CRETE TO HAVE BEEN REMOVED. AN ARDEX ENGINEERED CEMENTS RECOMMENDED INSTALLER TO INSTALL NEW "CO-FINE" CONCRETE DRESSING (S-6) TO HORIZONTAL AND VERTICAL SURFACES OF EXISTING SLAB. REFERENCE FINISH SCHEDULE ON SHEET A4.1 FOR ADDITIONAL INFORMATION.
9	NEW DOOR TO MATCH EXISTING OPENING. BBI CPM TO VERIFY IF FRAME CAN BE REUSED AND PAINTED (P-4) OR REPLACED. REFERENCE DOOR SCHEDULE ON SHEET A4.1 FOR ADDITIONAL INFORMATION.
10	EXISTING HOLLOW METAL DOOR TO BE PAINTED (P-2). EXISTING FRAME TO BE PAINTED (P-4). REFERENCE SHEETS A4.1 & A4.2 FOR ADDITIONAL INFORMATION.
11	EXISTING DOORS TO REMAIN. GENERAL CONTRACTOR TO VERIFY WITH CPM IF REFINISHING IS REQUIRED OR IF EXISTING CONDITION IS ACCEPTABLE; STAIN (S-1) IF DOORS ARE TO BE REFINISHED. CLEAN AND PAINT EXISTING HOLLOW METAL FRAME (P-4).
12	EXISTING WINDOW AND FRAME TO REMAIN. PROVIDE NEW TRIM AND EXTEND JAMB AS NECESSARY FOR NEW WALL FINISH. CLEAN AND PREP FRAME TO RECEIVE NEW PAINT. PAINT EXISTING FRAME AND NEW TRIM (P-4).
13	EXISTING WINDOW, FRAME AND TRIM TO REMAIN. CLEAN AND PREP FRAME AND TRIM TO RECEIVE NEW PAINT (P-4).
14	EXISTING WOOD TRIM TO REMAIN AND BE PAINTED AS INDICATED.
15	
16	EXISTING ATTACHED DUMPSTER ENCLOSURE & GATES TO BE PAINTED AS INDICATED; INTERIOR OF ENCLOSURE AND GATES TO BE PAINTED (P-4).
17	~~(MD-Ex)~~ ~~(RP-1)~~ ~~(MR-1)~~
18	EXISTING METAL ROOF TO REMAIN, PREP AND CLEAN AS REQUIRED TO RECEIVE NEW PAINT (RP-1). REFERENCE EXTERIOR FINISH SCHEDULE ON SHEET A4.1 FOR ADDITIONAL INFORMATION. GENERAL CONTRACTOR TO PROVIDE ALTERNATE BID FOR REPLACING ENTIRE METAL ROOF WITH NEW (MR-1) IN LIEU OF PAINTING EXISTING.
19	NEW METAL COPING. REFERENCE FINISH TAGS AND EXTERIOR FINISH SCHEDULE ON SHEET A4.1 FOR COLOR SCHEME.
20	NEW BLADE ROOF; PAINT (P-7). REFERENCE DETAILS 1 & 2/A7.1
21	NEW PRE-FINISHED (BOTH SIDES) GALVANIZED CORRUGATED METAL WINDOW AWNINGS BY BERRIDGE (MR-2). REFERENCE DETAILS 2 & 3/A7.2 FOR ADDITIONAL INFORMATION.
22	NEW CONTINUOUS METAL FLASHING WITH DRIP EDGE; MATCH HEIGHT / PROFILE OF NEW ADJACENT METAL COPING. REFERENCE FINISH TAGS AND EXTERIOR FINISH SCHEDULE ON SHEET A4.1 FOR COLOR SCHEME.
23	ALL EXPOSED SIDES OF FASCIA BOARD TO BE PAINTED (P-7) AND SOFFIT TO BE PAINTED (P-1).
24	REWORK FRAMING IN THIS AREA TO MATCH EXISTING ROOF AS REQUIRED.
25	LINE OF ROOF BEYOND.
26	NEW OR REUSED SIGN SUPPLIED AND INSTALLED BY SIGN CONTRACTOR (GENERAL CONTRACTOR TO COORDINATE MOUNTING HEIGHT AND POWER WITH SIGN CONTRACTOR). SIGNAGE SHOWN FOR GRAPHIC REFERENCE ONLY, AND IS NOT A PART OF THIS PERMIT APPLICATION. A SEPARATE PLAN SUBMITTAL AND PLAN REVIEW PROCESS IS REQUIRED.
27	RE-INSTALL EXISTING HOURS OF OPERATION SIGN AS INDICATED. REFERENCE EQUIPMENT SCHEDULE ON SHEET A1.2 FOR ADDITIONAL INFORMATION.
28	EXISTING 'RING BELL FOR CERTIFICATES' SIGN TO BE REINSTALLED BY GENERAL CONTRACTOR AS INDICATED. REFERENCE EQUIPMENT SCHEDULE ON SHEET A1.2 FOR ADDITIONAL INFORMATION.
29	NEW MENU HOLDERS TO BE INSTALLED BY GENERAL CONTRACTOR AS INDICATED. REFERENCE EQUIPMENT SCHEDULE ON SHEET A1.2 FOR ADDITIONAL INFORMATION.
30	EXISTING DOOR BUZZER TO BE BROUGHT OUT TO FACE OF NEW FINISH. GENERAL CONTRACTOR TO REPLACE BUZZER IF REQUIRED.
31	EXISTING 'PROPRIETOR' SIGN TO BE REUSED.
32	NEW DECORATIVE ALUMINUM LOUVER. REFERENCE DETAIL 2/A8.1 FOR TYPICAL LOUVER CONSTRUCTION.
33	
34	NEW BOARD AND BATTEN INFILL ABOVE ENTRY DOORS; STAIN (S-1). REFERENCE DETAILS 1/A7.1 & 8/A7.2.
35	NEW 2x CYPRESS WOOD TRIM; PAINT (S-1).
36	NEW "HARDIE" TRIM (CB-3). PAINT TO MATCH ADJACENT "HARDIE" SIDING.
37	NEW "HARDIE" PANEL (SMOOTH FINISH) AND TRIM AT EXPOSED END OF ADJUSTED GABLE ROOF FRAMING; PAINT (P-4).
38	NEW LED LIGHTING TO BE MOUNTED DIRECTLY TO STONE, DIRECTLY ABOVE OR BELOW FLASHING. REFERENCE DETAIL 3/A4.1.
39	NEW LIGHT FIXTURE TO BE CENTERED ON EACH AWNING. REFERENCE ELECTRICAL SHEETS FOR ADDITIONAL INFORMATION.
40	NEW EXTERIOR EMERGENCY LIGHT. REFERENCE SHEET A2.1 AND ELECTRICAL SHEETS FOR ADDITIONAL INFORMATION. SEE DETAIL 12/A7.3.
41	EXISTING WALL PACK LIGHT FIXTURE TO REMAIN; PAINT (P-4).
42	PROVIDE NEW CEILING FANS AS INDICATED. FAN TO BE ORDERED AND INSTALLED BY GENERAL CONTRACTOR. ORDER THRU REXEL ITEM #OPXL52BR, COLOR - BROWN.
43	
44	J-BOX AND DUPLEX RECEPTACLE (BLACK) FOR FUTURE T.V. TO BE MOUNTED 7'-6" A.F.F.; SEE SHEET A2.1
45	SPEAKER (BLACK) TO BE SUPPLIED AND INSTALLED BY MOOD MEDIA. REFERENCE EQUIPMENT SCHEDULE ON SHEET A1.2 FOR ADDITIONAL INFORMATION.
46	
200	RELOCATED EXISTING WINDOWS. PROVIDE NEW TRIM AND SILL TO MATCH EXISTING. PAINT TO MATCH EXISTING.
201	NEW "HARDIE PLANK" LAP SIDING TO MATCH EXISTING SIDING IN TEXTURE AND SPACING. REFERENCE EXTERIOR FINISH SCHEDULE FOR ADDITIONAL INFORMATION.
202	GENERAL CONTRACTOR TO REPLACE DECORATIVE GLASS DOOR PANEL WITH NEW CLEAR INSULATED TEMPERED GLASS PANEL. VERIFY EXACT DIMENSIONS OF GLASS PANEL PRIOR TO ORDERING NEW.
203	NEW LED LIGHTING TO BE MOUNTED DIRECTLY TO EXTERIOR WALL, DIRECTLY ABOVE OR BELOW FLASHING. REFERENCE DETAIL 3/A4.1 SIM.
204	EXISTING CCTV CAMERA TO BE RELOCATED AS REQUIRED PER NEW CONSTRUCTION. COORDINATE NEW LOCATION WITH SECURITY SERVICE PROVIDER, CPM AND RM. PROVIDE POWER AND/OR CABLE JACK AS REQUIRED.
205	NEW BRICK VENEER (BR-1). REFERENCE SHEETS A4.1 & A4.2 FOR ADDITIONAL INFORMATION.
206	NEW SPLIT FACED CONCRETE BLOCK TRASH ENCLOSURE, INCLUDING METAL FRAME GATES AND CONCRETE SLAB. REFER TO SHEET A1.3 FOR ADDITIONAL INFORMATION. PAINT AS INDICATED.
207	NEW CONCRETE CAP TO MATCH BLOCK BELOW.

LED LIGHT FIXTURE SCHEDULE

A1	18" LED LINEAR LIGHT BAR (5 DEGREE BEAM SPREAD)	COMPANY: FSG
A2	36" LED LINEAR LIGHT BAR (5 DEGREE BEAM SPREAD)	
A3	54" LED LINEAR LIGHT BAR (5 DEGREE BEAM SPREAD)	CONTACT: BBI NAC TEAM TEL #: (800) 347-5530 bbi@fsgi.com
A4	72" LED LINEAR LIGHT BAR (5 DEGREE BEAM SPREAD)	
C1	18" LED LINEAR LIGHT BAR (10 DEGREE BEAM SPREAD)	
C2	36" LED LINEAR LIGHT BAR (10 DEGREE BEAM SPREAD)	
C3	54" LED LINEAR LIGHT BAR (10 DEGREE BEAM SPREAD)	
C4	72" LED LINEAR LIGHT BAR (10 DEGREE BEAM SPREAD)	

LED FIXTURES AND ADJUSTIBLE BRACKETS SHALL BE INSTALLED IN THE PATTERN DEPICTED ON THE EXTERIOR ELEVATIONS, SHEETS A4.1 AND A4.2. ALL FIXTURE LAYOUTS SHALL BE CENTERED ON THE ARCHITECTURAL FEATURE THEY ARE BEING APPLIED TO. FIXTURES AND ADJUSTIBLE BRACKETS TO BE INSTALLED AT SPACING INDICATED. REFERENCE ELECTRICAL SHEETS FOR COMPLETE FIXTURE SCHEDULE AND POWER REQUIREMENT INFORMATION.

SIGNAGE SHOWN AS REFERENCE ONLY
NOT A PART OF THIS PERMIT

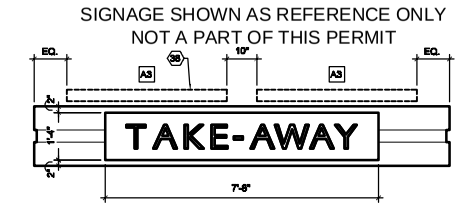

4 LED LIGHTING & TAKE-AWAY SIGN DETAIL
NTS

REVISION	REMARKS	BY	DAT

I certify that these drawings were prepared or approved by me, and that I am a duly licensed architect under the laws of the State of Ohio.
License number: 1418182
Expiration Date: December 31, 2017

Michael J. DeVere
Architect
111 One Hill Drive
Tryon, North Carolina 28782
(513) 871-7000

PROJECT: 159-125
3652 CINCINNATI, OH
(KENWOOD)
8240 MONTGOMERY ROAD

OUTBACK STEAKHOUSE

PROTOTYPE: 1M SERIES	
DPM: TM	DRAWN BY: MJD
STORE NUMBER: 3652	CHECKED BY: ---
ISSUE DATE: 01/11/2016	

SHEET NUMBER
A4.2
EXTERIOR ELEVATIO