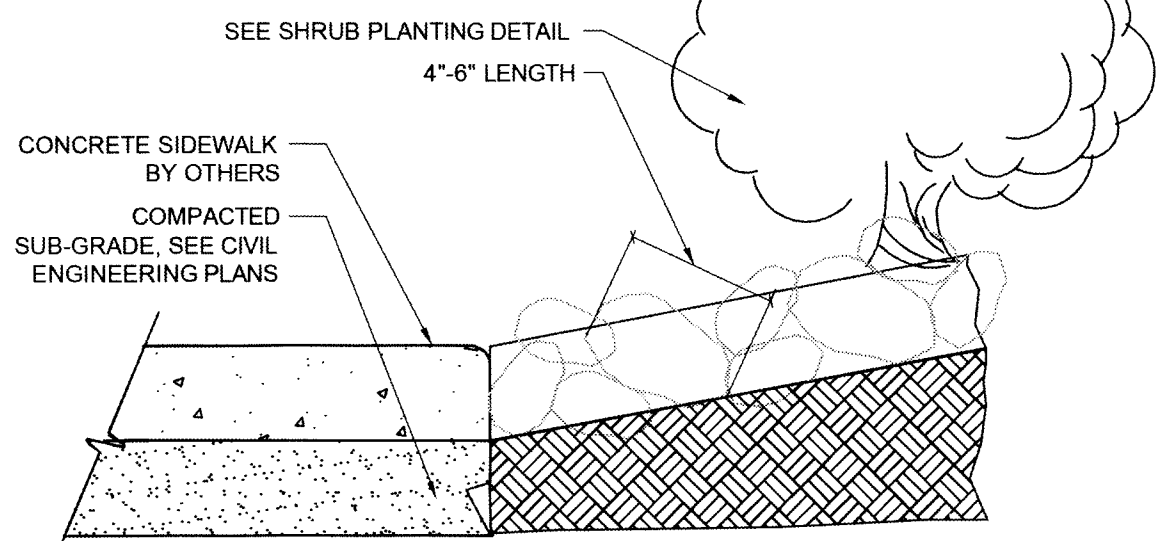
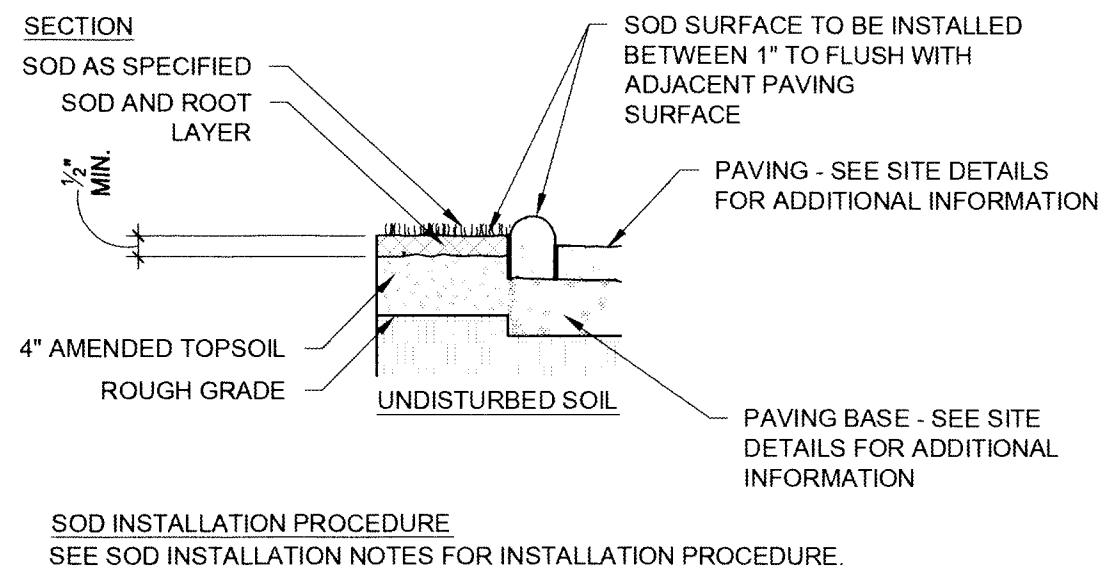


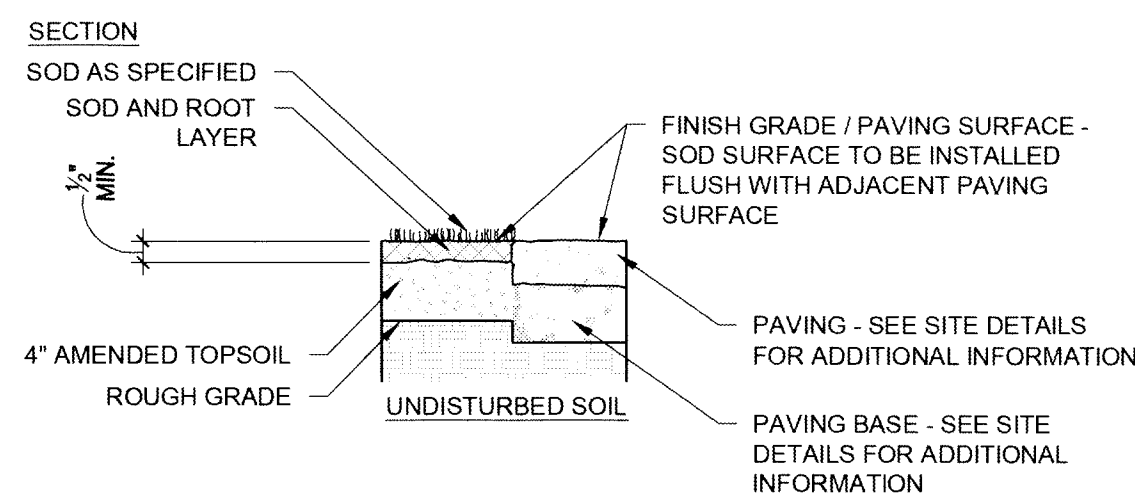
- INSTALL 4"-6" LENGTH RIVER ROCK COBBLE, ON WEED BARRIER.
- HAND-PLACE COBBLE AROUND PLANT MATERIAL TO AVOID DAMAGE.
- INSTALL NEAR FLUSH WITH TOP OF SIDEWALK. DO NOT CREATE "BIRDBATHS" BY TRAPPING WATER AROUND PLANTS OR NEAR BUILDING FOUNDATIONS OR SIDEWALK. CONTRACTOR MUST MAINTAIN POSITIVE DRAINAGE.



7 4"-6" LENGTH RIVER ROCK COBBLE DETAIL
SCALE: NOT TO SCALE

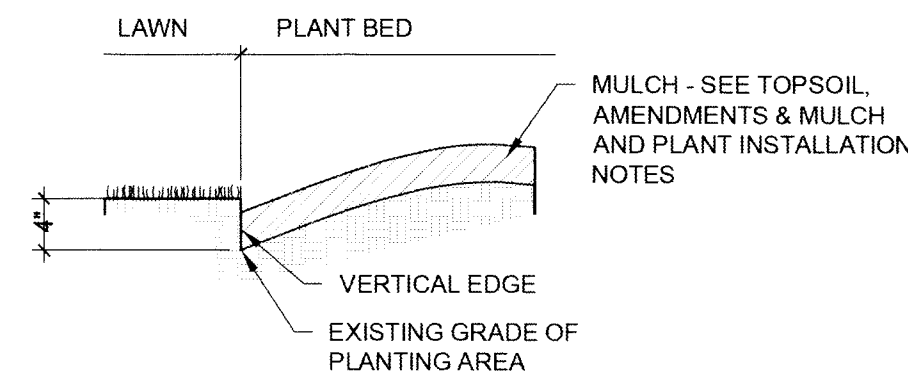


3 SOD-CURB INSTALLATION DETAIL
SCALE: NOT TO SCALE

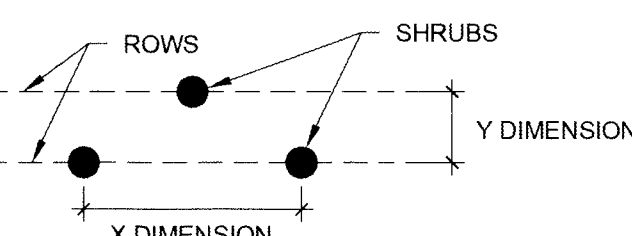


4 SODWALK INSTALLATION DETAIL
SCALE: NOT TO SCALE

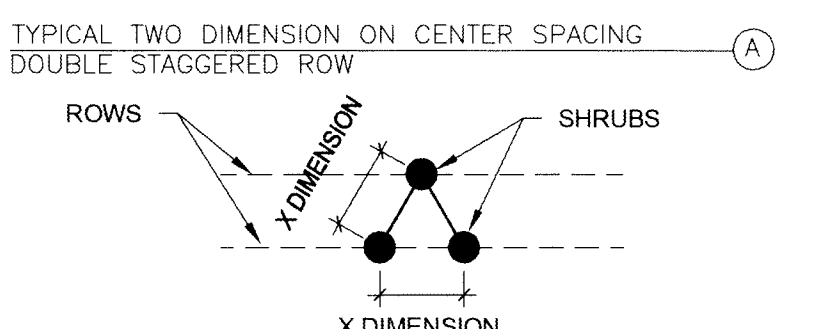
- NOTES:**
- EDGE SHALL CREATE A CLEAN SEPARATION BETWEEN AREAS AND CREATE SMOOTH AND EVEN LINES AS INDICATED ON PLANS.
 - EDGE DETAIL SHALL BE USED AT ALL LAWN EDGES AND AT EDGES OF MULCHED AREAS FOR CONTAINMENT.



5 SHRUB BED EDGE DETAIL
SCALE: NOT TO SCALE



NOTE: TWO DIMENSION O.C. SPACING INDICATED IN THE PLANT SCHEDULE IS IN THE ORDER OF THE "X" DIMENSION FIRST, AND THE "Y" DIMENSION SECOND WHERE "X" IS THE SHRUB SPACING AND "Y" IS THE ROW SPACING. (EXAMPLE: X' x Y')



NOTE: THIS DIAGRAM REPRESENTS SPACING FOR MASS SHRUB PLANTINGS THAT HAVE BEEN GIVEN ONE O.C. (ON CENTER) DIMENSION IN THE PLANT SCHEDULE.

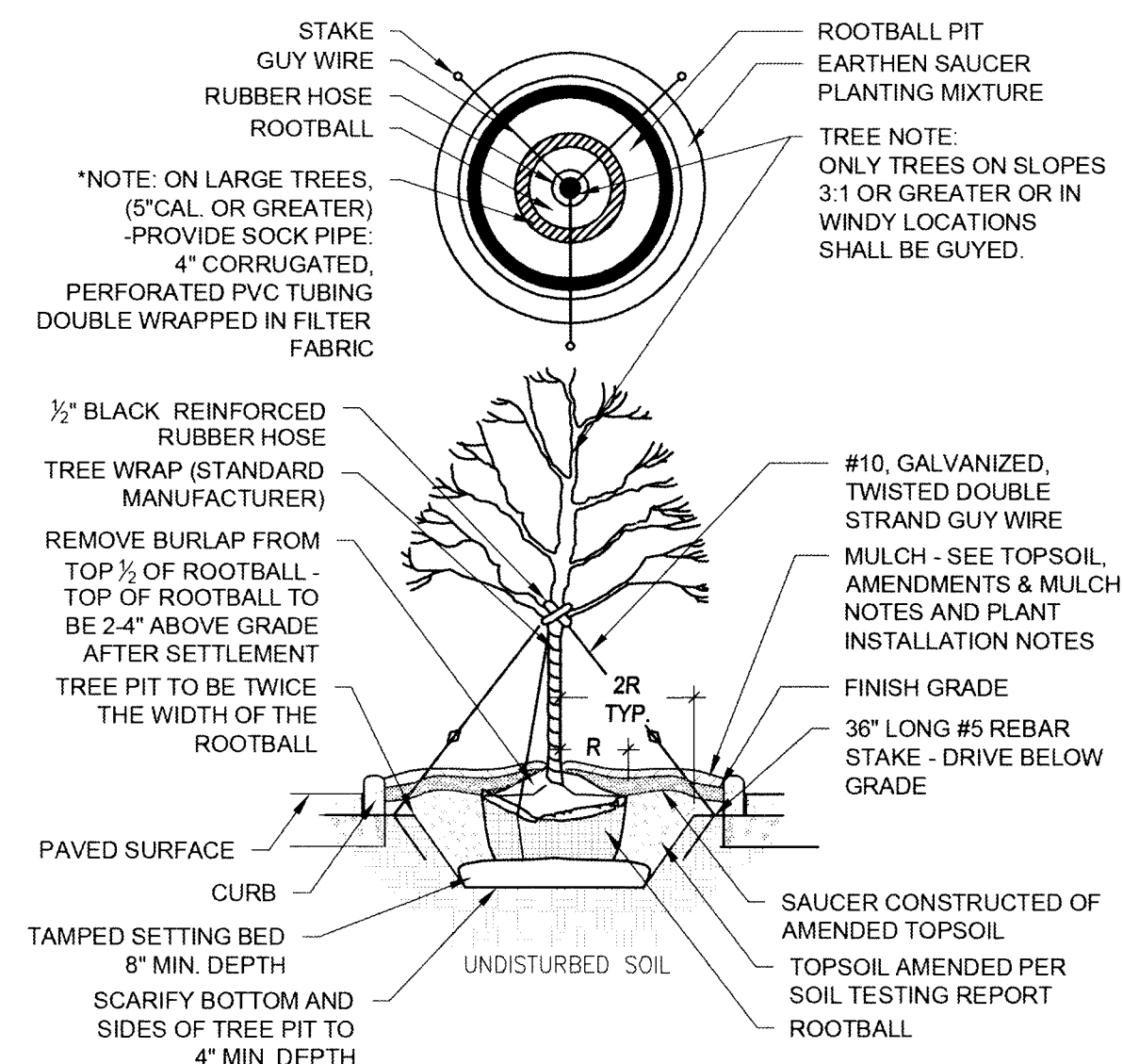
6 SHRUB SPACING DETAIL (TYP.)
SCALE: NOT TO SCALE

SEEDING / SOD PREPARATION

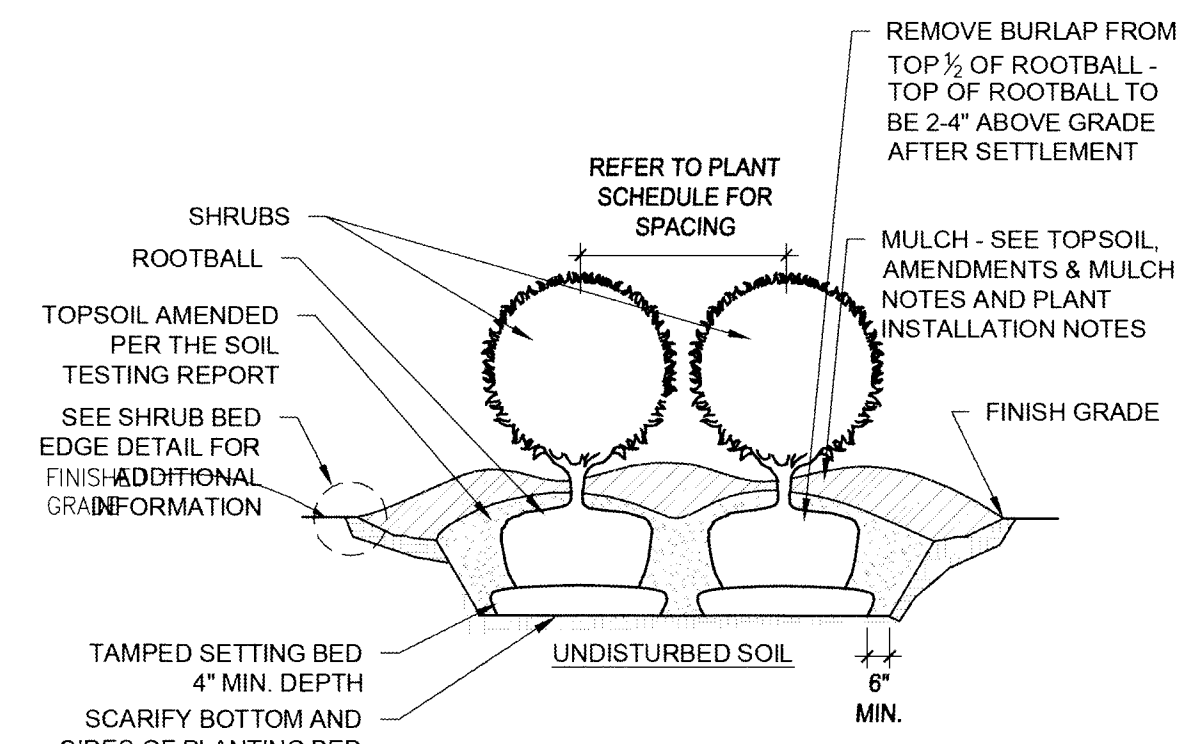
- DE-COMPACT AREAS HEAVILY TRAFFICED BY CONSTRUCTION ACTIVITIES WITH HOE OR OTHER APPROVED METHOD.
- GRADE SURFACES TO ASSURE DRAINAGE AWAY FROM STRUCTURES AND TO PREVENT PONDING AND POCKETS OF SURFACE DRAINAGE. PROVIDE SUBGRADE FREE FROM IRREGULAR SURFACE CHANGES AND AS FOLLOWS:
 - ROUGH GRADE SHALL EQUAL PLUS / MINUS TWO TENTHS (0.20) FEET, SUBGRADE TOLERANCE SHALL BE FREE OF EXPOSED BOULDERS OR STONE EXCEEDING ONE (1) INCH IN GREATEST DIMENSION.
 - FILL IN ALL AREAS OF SETTLEMENT TO PROPER GRADE BEFORE SUBSEQUENT PLACEMENT OF TOPSOIL.
- PLACE TOPSOIL A MINIMUM OF SIX (6) INCHES AVERAGE DEPTH.
- GRADE AREA TO A SMOOTH, FREE DRAINING EVEN SURFACE WITH A LOOSE, MODERATELY COURSE TEXTURE. ROLL, SCARIFY, RAKE, AND LEVEL AS NECESSARY TO OBTAIN A TRUE, EVEN LAWN SURFACE AND FILL DEPRESSIONS AS REQUIRED TO DRAIN. SEED BED TO BE APPROXIMATELY ONE HALF (1/2) TO ONE (1) INCH BELOW ALL SIDEWALKS AND CURBS. DO NOT MOVE HEAVY OBJECTS EXCEPT NECESSARY LAWN MAKING EQUIPMENT OVER LAWN AREAS AFTER THE SOIL IS PREPARED UNLESS IT IS LOOSENED AND RE-GRADED. RESTORE PREPARED AREAS TO SPECIFIED CONDITIONS IF ERODED, SETTLED, OR OTHERWISE DISTURBED. APPLY TYPE A / STARTER FERTILIZER TO INDICATED TURF AREAS AT A RATE EQUAL TO ONE (1) POUND OF ACTUAL NITROGEN PER ONE THOUSAND (1,000) SQUARE FEET OR AS OTHERWISE INDICATED. APPLY FERTILIZERS BY MECHANICAL DROP OR ROTARY DISTRIBUTOR, THOROUGHLY AND EVENING INCORPORATED WITH THE SOIL TO A DEPTH OF THREE (3) INCHES BY DIGGING OR OTHER APPROVED METHOD. FERTILIZE AREAS INACCESSIBLE TO POWER EQUIPMENT, WITH HAND TOOLS, TO INCORPORATE INTO THE SOIL.
- ACCEPTABLE SEEDING TIMES ARE AS FOLLOWS:
 - FALL SEED PLANTING - APRIL 1 TO JUNE 1
 - SPRING SEED PLANTING - AUGUST 15 TO OCTOBER 1

SEED INSTALLATION

- HYDROSEED**
- LANDSCAPE CONTRACTOR SHALL SEED ALL DISTURBED AREAS, THE FINAL GRADE AND TOPSOIL WITHIN +/- .10 FEET WILL BE IN PLACE FOR SEEDING. CONTRACTOR SHALL...
 - CONTRACTOR SHALL APPLY CELLULOSE FIBER MULCH AT A MINIMUM RATE OF 1500 LBS./ACRE AND FERTILIZERS: BEST 6-20-20 OR BEST 15-15-15 OR APPROVED EQUAL APPLIED AT RATE APPROPRIATE FOR PRODUCT. ORGANIC TACKIFIER SHALL BE APPLIED AT RATE OF 70 LBS./ACRE. HYDROSEED SEED MIX SHALL BE APPLIED AT THE 2,000 LBS./ACRE.
 - CONTRACTOR SHALL WATER ALL PLANT AREAS THOROUGHLY TO SATURATE UPPER LAYERS OF SOIL PRIOR TO THE HYDROSEEDING OPERATION. ALLOW THE PLANTING AREA SOIL SURFACE TO DRY OUT FOR ONE DAY ONLY PRIOR TO THE HYDROSEEDING APPLICATION.
 - CONTRACTOR SHALL APPLY THE HYDROSEEDING IN THE FORM OF A SLURRY CONSISTING OF ORGANIC SOIL AMENDMENTS, COMMERCIAL FERTILIZER, AND ANY OTHER CHEMICALS THAT ARE CALLED OUT. WHEN HYDRAULICALLY SPRAYED ONTO THE SOIL, THE MULCH SHALL FORM A BLOTTER-LIKE MATERIAL. SPRAY THE AREA WITH A UNIFORM VISIBLE COAT. USING THE DARK COLOR OF THE CELLULOSE FIBER AS A VISUAL GUIDE. THE SLURRY SHALL BE APPLIED IN A DOWNWARD DRILLING MOTION VIA A FAN STREAM NOZZLE. CONTRACTOR SHALL INSURE THAT ALL OF THE SLURRY COMPONENTS ENTER AND MIX WITH THE SOIL. IF SLURRY COMPONENTS ARE LEFT FOR MORE THAN TWO HOURS IN THE MACHINE, ADD 50% MORE OF THE ORIGINALLY SPECIFIED SEED MIX TO ANY SLURRY MIXTURE WHICH HAS NOT BEEN APPLIED WITHIN THE TWO HOURS AFTER MIXING. ADD 75% MORE OF THE ORIGINAL SEED MIX TO ANY SLURRY MIXTURE WHICH HAS NOT BEEN APPLIED EIGHT (8) HOURS AFTER MIXING. ALL MIXTURES MORE THAN EIGHT (8) HOURS OLD, SHALL BE DISPOSED, OFFSITE, AT THE CONTRACTOR'S EXPENSE.
 - CONTRACTOR SHALL REMOVE ALL SLURRY SPRAYED ONTO HARDSCAPE AREAS INCLUDING CONCRETE WALKS, FENCES, WALLS, BUILDINGS, ETC. AT THE CONTRACTOR'S EXPENSE.
 - CONTRACTOR SHALL SAVE ALL SEED AND FERTILIZER TAGS AND FIBER MULCH BAGS FOR THE LANDSCAPE ARCHITECT TO VERIFY COMPLIANCE WITH THE DRAWINGS AND SPECIFICATIONS.



1 TREE ISLAND PLANTING DETAIL
SCALE: NOT TO SCALE



2 SHRUB BED PLANTING DETAIL
SCALE: NOT TO SCALE

PLANT INSTALLATION

- LOOSEN SUBGRADE OF PLANTING AREAS TO A DEPTH OF TWELVE (12) INCHES. REMOVE STONES LARGER THAN ONE (1) INCH IN ANY DIMENSION, STICKS, RUBBISH, AND OTHER EXTRANEOUS MATTER AND LEGALLY DISPOSE OF THEM OFF OF THE OWNER'S PROPERTY.
- APPLY FERTILIZER DIRECTLY TO THE SUBGRADE BEFORE LOOSENING.
- SPREAD TOPSOIL, APPLY SOIL AMENDMENTS AND FERTILIZER ON SURFACE, AND THOROUGHLY BLEND PLANTING SOIL. APPLY AXIS SOIL AMENDMENT AT THE FOLLOWING RATES:
 - FOR 2" DEEP BEDS - 450 LBS / 1000 SF
 - FOR 4" DEEP BEDS - 900 LBS / 1000 SF
 - FOR 6" DEEP BEDS - 1,300 LBS / 1000 SF
 - FOR 8" DEEP BEDS - 1,750 LBS / 1000 SF
- DELAY MIXING FERTILIZER WITH PLANTING SOIL IF PLANTING WILL NOT PROCEED WITHIN A FEW DAYS.
- MIX LIME WITH DRY SOIL PRIOR TO MIXING FERTILIZER.
- SPREAD TOPSOIL TO A DEPTH OF (6) SIX INCHES FOR LAWN OR (12) TWELVE INCHES BUT NOT LESS THAN REQUIRED TO MEET FINISH GRADES AFTER NATURAL SETTLING. DO NOT SPREAD IF PLANTING SOIL IF SUBGRADE IS FROZEN, MUDDY, OR EXCESSIVELY WET.
- GRADE PLANTING AREAS TO A SMOOTH, UNIFORM, SURFACE PLANE WITH LOOSE, UNIFORM FINE TEXTURE. ROLL AND RAKE, REMOVE RIDGES, AND FILL DEPRESSION TO MEET FINISH GRADES.
- RESTORE PLANTING AREAS IF ERODED OR OTHERWISE DISTURBED AFTER FINISH GRADING.
- FOR PLANTING PITS AND TRENCHES, EXCAVATE CIRCULAR PLANTING PITS WITH SIDES SLOPING INWARD AT A FORTY-FIVE (45) DEGREE ANGLE. EXCAVATIONS WITH VERTICAL SIDES ARE NOT ACCEPTABLE. FIRM PERIMETER OF BOTTOM LEAVING THE CENTER AREA OF THE BOTTOM RAISED 8" TO SUPPORT THE ROOT BALL AND ASSIST WITH DRAINAGE AWAY FROM THE CENTER. DO NOT FURTHER DISTURB THE BASE. ENSURE THAT THE ROOT BALL WILL SIT ON UNDISTURBED BASE SOIL TO PREVENT SETTLING. SCARIFY SIDES OF THE PLANTING PIT SMOOTHER OR SMOOTHER DURING EXCAVATION.
 - EXCAVATE APPROXIMATELY TWO (2) TIMES THE DIAMETER OF THE ROOT BALL FOR BALLED AND BURLAPPED STOCK.
 - EXCAVATE AT LEAST TWELVE (12) INCHES WIDER THAN THE ROOT SPREAD AND DEEP ENOUGH TO ACCOMMODATE VERTICAL ROOTS FOR BARE ROOT STOCK.
 - IF DRAIN TILE IS SHOWN ON DRAWINGS OR DETAILS, OR REQUIRED UNDER PLANTING AREAS, EXCAVATE TO TOP OF POREOUS BACKFILL OVER TILE.
- SUBSOIL AND TOPSOIL REMOVED FROM EXCAVATION MAY BE USED AS PLANTING SOIL PROVIDED IT IS FREE FROM ROCKS AND OTHER DELETERIOUS MATERIAL.
- NOTIFY LANDSCAPE ARCHITECT IF UNEXPECTED ROCK OR OBSTRUCTIONS DETRIMENTAL TO TREES OR SHRUBS ARE ENCOUNTERED IN EXCAVATIONS.
- NOTIFY LANDSCAPE ARCHITECT IF SUBSOIL CONDITIONS EVIDENCE UNEXPECTED WATER SEEPAGE OR DETENTION IN TREE OR SHRUB PLANTING PITS.
- FILL EXCAVATIONS WITH WATER AND ALLOW TO PERCOLATE AWAY BEFORE POSITIONING TREES AND SHRUBS.
- INSTALL PLANTS - REFER TO TYPICAL PLANTING DETAILS ON THIS SHEET FOR PLANT INSTALLATION.
- IT IS THE CONTRACTOR'S OPTION WHETHER OR NOT TO STAKE A TREE, BUT IT IS ALSO THE CONTRACTOR'S RESPONSIBILITY TO ASSURE THAT PLANTS REMAIN IN AN UPRIGHT POSITION UNTIL THE END OF THE WARRANTY PERIOD, AT WHICH POINT ANY STAKES & WIRE ARE TO BE REMOVED BY THE CONTRACTOR.
- ALL DECIDUOUS TREES SHALL BE WRAPPED WITH STANDARD MANUFACTURER'S TREE WRAP TO PREVENT WINTER DAMAGE. TREE WRAP TO BE REMOVED AFTER THE FIRST WINTER BY THE LANDSCAPE CONTRACTOR.
- LANDSCAPE CONTRACTOR SHALL INSTALL GATOR BAGS, PER MANUFACTURER'S RECOMMENDATION FOR ALL TREES THAT ARE NOT OTHERWISE IRRIGATED.
- PRIOR TO MULCHING, APPLY PRE-EMERGENT HERBICIDE (PREEM OR EQUIVALENT) PER MANUFACTURER'S RECOMMENDATION.
- INSTALL WEED CONTROL BARRIERS BEFORE MULCHING ACCORDING TO MANUFACTURER'S WRITTEN INSTRUCTIONS. COMPLETELY COVER AREA TO BE MULCHED, OVERLAPPING EDGES A MINIMUM OF SIX (6) INCHES AND SECURE THE SEAMS WITH GALVANIZED PINS.
- MULCH BACKFILLED SURFACES OF PLANTING AREAS AND OTHER AREAS AS INDICATED.
- APPLY MULCH ACCORDING TO THE FOLLOWING:
 - TREES AND SHRUBS IN TURF AREAS - APPLY ORGANIC MULCH RING OF FOUR (4) INCH AVERAGE THICKNESS, WITH THIRTY-SIX (36) INCH RADIUS AROUND TRUNKS OR STEMS. DO NOT PLACE MULCH WITHIN THREE INCHES OF THE TRUNKS OR STEMS.
 - ORGANIC MULCH IN PLANTING AREAS - APPLY TWO (2) INCH AVERAGE THICKNESS OF ORGANIC MULCH EXTENDING TWELVE (12) INCHES BEYOND THE EDGES OF INDIVIDUAL PLANTING PIT OR TRENCH AND OVER THE WHOLE SURFACE OF THE PLANTING AREA, AND FINISH LEVEL WITH ADJACENT FINISH GRADES. DO NOT PLACE MULCH WITHIN THREE (3) INCHES OF TRUNKS OR STEMS.
- THE LANDSCAPE CONTRACTOR SHALL INSTRUCT THE OWNER OR OWNER REPRESENTATIVE ON WATERING NEEDS OF INSTALLED PLANTINGS.

WARRANTY

- CONTRACTOR SHALL PROVIDE OWNER WITH A MINIMUM ONE YEAR WRITING WARRANTY FOR LABOR AND MATERIALS.
- CONTRACTOR SHALL WARRANT EXTERIOR PLANTS AGAINST DEFECTS, INCLUDING DEATH AND UNSATISFACTORY GROWTH, EXCEPT FOR DEFECTS RESULTING FROM LACK OF ADEQUATE MAINTENANCE, NEGLIGENCE OR ABUSE BY OWNER, OR INCIDENTS THAT ARE BEYOND CONTRACTOR'S CONTROL.
- WARRANTY SHALL INCLUDE SPECIFIC WARRANTY PERIODS FROM DATE OF ACCEPTANCE FOR TREES AND SHRUBS, GROUND COVERS, AND OTHER EXTERIOR PLANTS.
- WARRANTY SHALL BE LIMITED TO REPLACEMENT OF EACH EXTERIOR PLANT, EXCEPT FOR LOSSES OR REPLACEMENTS DUE TO FAILURE OF CONTRACTOR TO COMPLY WITH REQUIREMENTS.
- WARRANTY FOR IRRIGATION SERVICE, PLUMBING, & DRAINAGE SHALL BE GUARANTEED FOR A PERIOD OF 1 YEAR AND WILL INCLUDE START-UP, WINTERIZATION, AND SECOND SEASON START-UP. WARRANTY SHALL INCLUDE ALL LABOR, MATERIAL, TOOLS, AND EQUIPMENT AS NECESSARY TO PROVIDE A FUNCTIONING SYSTEM, FREE FROM DEFECTS AND ADJUSTED PROPERLY FOR APPROPRIATE WATER DELIVERY TO ALL PLANT MATERIAL.

TRAFFIC & SAFETY

- REFER TO BID DOCUMENTS AND COMPLY WITH ALL STATE & LOCAL REQUIREMENTS REGARDING APPROVED WORK TIMES, SCHEDULING OF INSTALLATION, AND ALL OTHER REQUIREMENTS.

SOD INSTALLATION

- TURFGRASS SOD**
- TURFGRASS SOD SHALL BE OF GOOD QUALITY, FREE OF WEEDS, DISEASE AND INSECTS AND OF GOOD COLOR AND DENSITY.
 - INDIVIDUAL PIECES OF TURFGRASS SOD SHALL BE CUT TO THE SUPPLIER'S STANDARD WIDTH AND LENGTH. MAXIMUM ALLOWABLE DEVIATION FROM STANDARD WIDTHS AND LENGTHS SHALL BE 5 PERCENT.
 - SUPPORT THEIR OWN WEIGHT AND RETAIN THEIR SIZE AND SHAPE WHEN SUSPENDED VERTICALLY FROM A FIRM GRASP ON THE UPPER 10 PERCENT OF THE SECTION.
 - LANDSCAPE CONTRACTOR SHALL SOD ALL SPECIFIED AREAS. THE FINAL GRADE AND TOPSOIL WITHIN +/- .10 FEET WILL BE IN PLACE FOR SOD CONTRACTOR.
 - TILL AREA TO BE SODDED TO A DEPTH OF 4". RAKE TILLED AREA TO REMOVE DEBRIS 1" OR LARGER IN SIZE THAT HAS BEEN BROUGHT TO THE SURFACE DURING TILLING.
 - AFTER ALL GRADING HAS BEEN COMPLETED, THE SOIL SHALL BE IRRIGATED WITHIN 12-24 HOURS PRIOR TO LAYING THE TURFGRASS SOD. TURFGRASS SOD SHOULD NOT BE LAID ON SOIL THAT IS DRY AND POWDERY.
 - THE FIRST ROW OF TURFGRASS SOD SHALL BE LAID IN A STRAIGHT LINE, WITH SUBSEQUENT ROWS FALLING PARALLEL TO, AND TIGHTLY AGAINST, EACH OTHER. LATERAL JOINTS SHALL BE STAGGERED TO PROMOTE MORE UNIFORM GROWTH AND STRENGTH. CARE SHALL BE EXERCISED TO INSURE THAT THE TURF IS NOT STRETCHED OR OVERLAPPED, AND ALL JOINTS ARE BUTTED TIGHT IN ORDER TO PREVENT VOIDING, WHICH WOULD CAUSE AIR-DRYING OF THE ROOTS.
 - ON SLOPES ARE WHERE EROSION MAY BE A PROBLEM, TURFGRASS SOD SHALL BE LAID WITH STAGGERED JOINTS AND SECURED BY PEGGING.
 - THE LANDSCAPE CONTRACTOR SHALL BE RESPONSIBLE FOR WATERING TURFGRASS SOD IMMEDIATELY DURING AND AFTER INSTALLATION TO PREVENT DRYING. IT SHALL THEN BE THOROUGHLY IRRIGATED TO A DEPTH SUFFICIENT THAT THE UNDERSIDE OF THE NEW TURFGRASS SOD PAD AND SOIL IMMEDIATELY BELOW THE TURFGRASS SOD ARE THOROUGHLY WET (USUALLY 1 INCH OF WATER IS NEEDED). THE GENERAL CONTRACTOR SHALL BE RESPONSIBLE FOR HAVING ADEQUATE WATER AVAILABLE AT THE SITE PRIOR TO AND DURING INSTALLATION OF THE TURFGRASS SOD.
 - LANDSCAPE CONTRACTOR IS TO SET GRADE TO PROMOTE POSITIVE DRAINAGE AWAY FROM THE BUILDING AND TO DETENTION BASINS.
 - UNLESS OTHERWISE SPECIFIED, THE LANDSCAPE CONTRACTOR SHALL BE RESPONSIBLE FOR MAINTAINING THE ACCEPTED SODDED TURFGRASS AREAS UNTIL THE EFFECTIVE DATE FOR TURF MAINTENANCE OPERATIONS BEGINS. THE EFFECTIVE DATE SHALL BE SPECIFIED IN WRITTEN NOTICE FROM THE GENERAL CONTRACTOR.

GENERAL LANDSCAPE NOTES

- THE CONTRACTOR SHALL VISIT THE SITE AND COMPLETELY REVIEW THESE DOCUMENTS AND FULLY UNDERSTAND THE NATURE AND SCOPE OF WORK NEEDED TO ACHIEVE THE FINISHED PRODUCT INTENDED BY THE OWNER. IN ADDITION, THE CONTRACTOR SHALL AT ONCE REPORT TO THE LANDSCAPE ARCHITECT, INACCURACIES OR INCONSISTENCIES DISCOVERED. FAILURE TO REASONABLY RECOGNIZE OR NOTIFY THE LANDSCAPE ARCHITECT OF SUCH ITEMS SHALL RELEASE THE LANDSCAPE ARCHITECT AND OWNER OF ALL LIABILITY. ANY DEVIATIONS FROM THESE DOCUMENTS WITHOUT WRITTEN APPROVAL FROM THE LANDSCAPE ARCHITECT SHALL BE CORRECTED AT THE CONTRACTOR'S EXPENSE.
- PROTECT ALL EXISTING VEGETATION TO REMAIN AS PER PLANS AND SPECIFICATIONS. INSTALL MINIMUM 4" TALL FENCE 5' OUTSIDE THE DRIP LINE OF TREES TO REMAIN. WATER TREES AND VEGETATION TO REMAIN WITH ONE INCH OF RAIN (RAIN GAUGE OR NOAA LOCAL WEATHER VERIFIED) PER WEEK FOR DURATION OF CONSTRUCTION PROJECT.
- PRIOR TO CONSTRUCTION, THE LANDSCAPE CONTRACTOR IS RESPONSIBLE FOR OBTAINING ALL PERMITS NECESSARY TO THE WORK, LOCATING ALL UNDERGROUND UTILITIES, AND SHALL AVOID DAMAGE TO ALL UTILITIES DURING INSTALLATION. THE LANDSCAPE CONTRACTOR IS RESPONSIBLE FOR REPAIRING ALL DAMAGE TO UTILITIES, STRUCTURES, SITE APPURTENANCES, ETC., WHICH MAY OCCUR AS A RESULT OF LANDSCAPE CONSTRUCTION.
- CONTRACTOR MUST CERTIFY THAT ITS SAFETY PROGRAM MEETS REGULATORY REQUIREMENTS. CONTRACTOR TO PROVIDE DOCUMENTATION OF THE OSHA RECORD KEEPING SUMMARY.
- LANDSCAPE ARCHITECT MAY OBSERVE TREES AND SHRUBS EITHER AT PLACE OF GROWTH OR SITE BEFORE PLANTING FOR COMPLIANCE WITH REQUIREMENTS FOR GENUS, SPECIES, VARIETY, SIZE, AND QUALITY. LANDSCAPE ARCHITECT RETAINS RIGHT TO OBSERVE TREES AND SHRUBS FURTHER FOR SIZE AND CONDITION OF BALLS, ROOT SYSTEMS, INSECTS, INJURIES, AND LATENT DEFECTS AND TO REJECT UNSATISFACTORY OR DEFECTIVE MATERIAL AT ANY TIME DURING PROGRESS OF WORK. LANDSCAPE CONTRACTOR SHALL REMOVE REJECTED TREES OR SHRUBS IMMEDIATELY FROM PROJECT SITE.
- IF EXISTING ECOLOGY CAUSES ADJUSTMENTS OF LANDSCAPE PLANS TO FIT THE SITE CONDITIONS, A STAKE OUT BY LANDSCAPE CONTRACTOR AND ADJUSTMENTS BY LANDSCAPE ARCHITECT SHALL BE REQUIRED PRIOR TO INSTALLATION.
- ALL PLANTING AREAS SHOWN ON PLANS SHALL BE TO WITHIN 2" OF FINAL GRADE BEFORE LANDSCAPE CONTRACTOR COMMENCES INSTALLATION.
- LANDSCAPE CONTRACTOR IS RESPONSIBLE FOR COORDINATING WITH OTHER CONTRACTORS AND/OR LOCATING PROPOSED SITE UTILITIES, STORM STRUCTURES, EASEMENTS, ETC.
- ALL PLANT MATERIAL MUST BE INSTALLED ACCORDING TO THE APPROVED LANDSCAPING PLAN BY NO LATER THAN THE NEXT PLANTING SEASON OR WITHIN 6 MONTHS FROM THE COMPLETION OF ALL SITE CONSTRUCTION.
- CONTRACTOR TO VERIFY ALL PLANT QUANTITIES. ANY DISCREPANCY BETWEEN THE PLANTING LIST AND THE PLAN SHALL BE VERIFIED BY THE LANDSCAPE ARCHITECT. ALL SUBSTITUTIONS AND/OR CHANGES SHALL BE REQUESTED IN WRITING TO THE OWNER OR OWNER'S REPRESENTATIVE AND BE APPROVED BY THE LANDSCAPE ARCHITECT AND THE LOCAL MUNICIPALITY (IF REQUIRED) PRIOR TO INSTALLATION.
- THE CONTRACTOR SHALL PROVIDE QUALITY, SIZE, GENUS, SPECIES, AND VARIETY OF EXTERIOR PLANTS TO BE INSTALLED, COMPLETELY COVER AREA TO BE MULCHED, OVERLAPPING EDGES A MINIMUM OF SIX (6) INCHES AND SECURE THE SEAMS WITH GALVANIZED PINS.
- CONTRACTOR SHALL FURNISH NURSERY-GROWN TREES AND SHRUBS COMPLYING WITH ANSI Z60.1, WITH HEALTHY ROOT SYSTEMS DEVELOPED BY TRANSPANTING OR ROOT PRUNING. PROVIDE WELL-SHAPED, FULLY BRANCHED, HEALTHY, VIGOROUS STOCK, FREE OF DISEASE, INSECTS, EGGS, LARVAE AND DEFECTS SUCH AS KNOTS, SUN SCALD, INJURIES, ABRASIONS, AND DISFIGUREMENT.
- TREES AND SHRUBS OF A LARGER SIZE MAY BE USED, IF ACCEPTABLE TO LANDSCAPE ARCHITECT, WITH A PROPORTIONATE INCREASE IN SIZE OF ROOTS OR BALLS.
- IF FORMAL ARRANGEMENTS OR CONSECUTIVE ORDER OF TREES OR SHRUBS IS SHOWN, SELECT STOCK FOR UNIFORM HEIGHT AND SPREAD, AND NUMBER LABEL TO ASSURE SYMMETRY IN PLANTING.
- THE CONTRACTOR SHALL LABEL ONE TREE AND ONE SHRUB OF EACH VARIETY AND CALIPER WITH A SECURELY ATTACHED, WATERPROOF TAG BEARING LEGIBLE DESIGNATION OF BOTH THE BOTANICAL AND COMMON NAME.
- PLANT TAGS SHALL REMAIN ON INSTALLED PLANT MATERIAL UNTIL THE WORK HAS BEEN APPROVED BY LOCAL INSPECTOR AND/OR THE OWNER OR OWNER'S REPRESENTATIVE.
- LANDSCAPE CONTRACTOR SHALL ASSURE POSITIVE DRAINAGE FROM ALL PLANT BEDS WITHOUT ADVERSELY AFFECTING SITE DRAINAGE. GRADES BEHIND CURBS FOR AREAS TO RECEIVE MULCH SHALL BE HELD 4 INCHES BELOW TOP OF CURBS AND 2 INCHES BELOW TOP OF CURB FOR SOD.
- THE LANDSCAPE CONTRACTOR IS RESPONSIBLE FOR FULLY MAINTAINING, INCLUDING, BUT NOT LIMITED TO, WATERING, SPRAYING, MULCHING, FERTILIZING, ETC., ALL PLANTING AREAS AND LAWN UNTIL THE WORK IS ACCEPTED BY THE OWNER OR THE OWNER'S REPRESENTATIVE.
- IF IRRIGATION IS PART OF THE PROJECT, THE LANDSCAPE CONTRACTOR SHALL COORDINATE THE LOCATION OF ALL PLANT MATERIAL WITH THE IRRIGATION CONTRACTOR. ACTIVATE IRRIGATION SYSTEM UPON COMPLETION OF ALL LAWN AREAS.
- ALL IRRIGATION COMPONENTS SHALL BE OF THE SAME MANUFACTURER & INSTALLED PER MANUFACTURER'S SPECIFICATIONS.

TOPSOIL, AMENDMENTS & MULCH

- STRIP TOPSOIL TO ITS FULL DEPTH AT AREAS IMPACTED AND AT ALL AREAS TO BE RE-GRADED AND RESURFACED. STOP TOPSOIL STRIPPING OUTSIDE THE DRIP LINE OF TREES TO REMAIN / DO NOT STRIP AS TO IMPACT THE ROOT LINE OF TREES TO REMAIN.
- COORDINATE WITH THE OWNER PRIOR TO ESTABLISHING TOPSOIL STORAGE AREAS. GRADE AND SLOPE STOCKPILES FOR PROPER DRAINAGE AND TO PREVENT EROSION. THE REUSE OF STOCKPILE TOPSOIL WITHIN THE PROJECT SITE MUST BE APPROVED FOR PLACEMENT BY THE LANDSCAPE ARCHITECT.
- ALL TOPSOIL SHALL BE SHREDDED, CLEAN, AND UNIFORM IN QUALITY FREE FROM HARD CLODS, STIFF CLAY, PARTIALLY DISINTEGRATED STONE, LIME, CEMENT, SLAG, OR OTHER UNDESIRABLE MATERIAL. TOPSOIL SHALL CONFORM TO THE FOLLOWING:
 - ORGANIC CONTENT - BETWEEN 3% - 10% ORGANIC MATTER AS DETERMINED BY LOSS OF IGNITION
 - pH - SHALL RANGE BETWEEN 6.0 - 7.5
 - SOIL TEXTURE - TOPSOIL SHALL CONSIST OF THE FOLLOWING PERCENTAGES OF SAND, SILT, AND CLAY PASSING THROUGH A 2.00 MM (#10) SIEVE
 - SAND - 30%-75%
 - SILT - 15%-70%
 - CLAY - 10%-50%
- TOPSOIL MUST BE APPROVED PRIOR TO PLACEMENT. TOPSOIL TEXT RESULTS SHALL SHOW RECOMMENDATION FOR SOIL ADDITIVES FOR FERTILIZERS TO CORRECT NUTRIENT DEFICIENCIES AS NECESSARY.
 - LIME - ASTM C 602, AGRICULTURAL LIMING MATERIAL CONTAINING A MINIMUM OF 80% CALCIUM CARBONATE EQUIVALENT AS FOLLOWS:
 - PROVIDE LIME IN FORM OF GROUND DOLOMITIC LIMESTONE PER ASTM 605, CONTAINING NO LESS THAN 15% OF TOTAL CARBONATES AND SHALL BE GROUND TO SUCH A FINENESS THAT 50% WILL PASS THROUGH A 100 MESH SIEVE AND 90% WILL PASS THROUGH A MESH SIEVE. COARSER MATERIAL WILL BE ACCEPTABLE, PROVIDED THE SPECIFIED RATES OF APPLICATION ARE INCREASED PROPORTIONALLY ON THE BASIS OF QUANTITIES PASSING THE 100 MESH SIEVE.
 - SULFUR - GRANULAR BIODENATURABLE AND CONTAINING A MINIMUM OF 90% SULFUR, WITH A MINIMUM OF 99% PASSING THROUGH NUMBER 6 SIEVE AND A MAXIMUM OF 10% PASSING THROUGH A NUMBER 40 SIEVE.
 - AXIS CALCINED DIATOMACEOUS EARTH SOIL AMENDMENT - SEE PREPARATION AND INSTALLATION NOTES FOR APPLICATION RATES.
- ORGANIC MULCH - FREE FROM DELETERIOUS MATERIALS AND SUITABLE AS A TOP DRESSING OF TREES AND SHRUBS, CONSISTING OF ONE DOUBLE SHREDDED HARDWOOD BARK.

PLANTING PREPARATION

- EXAMINE AREAS TO RECEIVE PLANTS FOR COMPLIANCE WITH REQUIREMENTS AND CONDITIONS AFFECTING INSTALLATION AND PERFORMANCE. PROCEED WITH INSTALLATION ONLY AFTER UNSATISFACTORY CONDITIONS ARE CORRECTED.
- PROTECT STRUCTURES, SIDEWALKS, PAVEMENTS, AND OTHER FACILITIES AND TURF AREAS AND EXISTING PLANTS FROM DAMAGE CAUSED BY PLANTING OPERATIONS.
- INSTALL EROSION-CONTROL MEASURES TO PREVENT EROSION OR DISPLACEMENT OF SOILS AND DISCHARGE OF SOIL-BEARING WATER RUNOFF OR AIRBORNE DUST TO ADJACENT PROPERTIES AND WALKWAYS.
- APPLY ANTI-DESICCANT TO TREES AND SHRUBS USING POWER SPRAY TO PROVIDE ADEQUATE FILM OVER TRUNKS (BEFORE WRAPPING), BRANCHES, STEMS, TWIGS, AND FOLIAGE TO PROTECT DURING HANDLING AND TRANSPORTATION. IF DECIDUOUS TREES OR SHRUBS ARE MOVED IN FULL LEAF, SPRAY ANTI-DESICCANT AT NURSERY BEFORE MOVING AND AGAIN TWO (2) WEEKS AFTER PLANTING.
- WRAP TREES AND SHRUBS WITH BURLAP OVER TRUNKS, BRANCHES, STEMS, TWIGS, AND FOLIAGE TO PROTECT FROM WIND AND OTHER DAMAGE DURING DIGGING, HANDLING, AND TRANSPORTATION.
- LAY OUT INDIVIDUAL TREE AND SHRUB LOCATIONS AND BED EDGES FOR ALL EXTERIOR PLANTINGS. STAKE LOCATIONS, OUTLINE AREAS, ADJUST LOCATIONS WHEN REQUESTED, AND OBTAIN LANDSCAPE ARCHITECT'S, OWNER'S, OR OWNER REPRESENTATIVE'S WRITTEN ACCEPTANCE OF LAYOUT PRIOR TO PLANTING. TREES SHALL BE SITED IN THE FIELD BY THE LANDSCAPE ARCHITECT WHERE NOTED ON THE PLAN.

STATE OF OHIO
MARK A. BURGESS
REGISTERED
LANDSCAPE ARCHITECT
822

TEXAS
LANDHOUSE

Date	Drawn	Chk	Revision	Description

Item 1

TEXAS ROADHOUSE

SYCAMORE PLAZA AT KENWOOD
SYCAMORE TOWNSHIP
HAMILTON COUNTY, OHIO

PLANTING NOTES & DETAILS

bayer becker

www.bayerbecker.com
1404 Race Street, Suite 204
Cincinnati, OH 45202-5134 6151

Drawn by:	14M064-000 PP
Drawn by:	CJM
Checked by:	CJM
Issue Date:	PRELIMINARY
Sheet:	L 2.0