




FEATURE & SPECIFICATIONS

FEATURES – Custom design, available and factory performance and safety data. **WARRANTY** – 5-year, limited warranty. **OPERATION** – 50,000 hours. **INSTALLATION** – Simple, quick, easy to install. **FRUITFUL** – Available in a wide range of finishes. **DESIGN** – Available in a wide range of finishes. **OPERATION** – 50,000 hours. **INSTALLATION** – Simple, quick, easy to install. **FRUITFUL** – Available in a wide range of finishes.



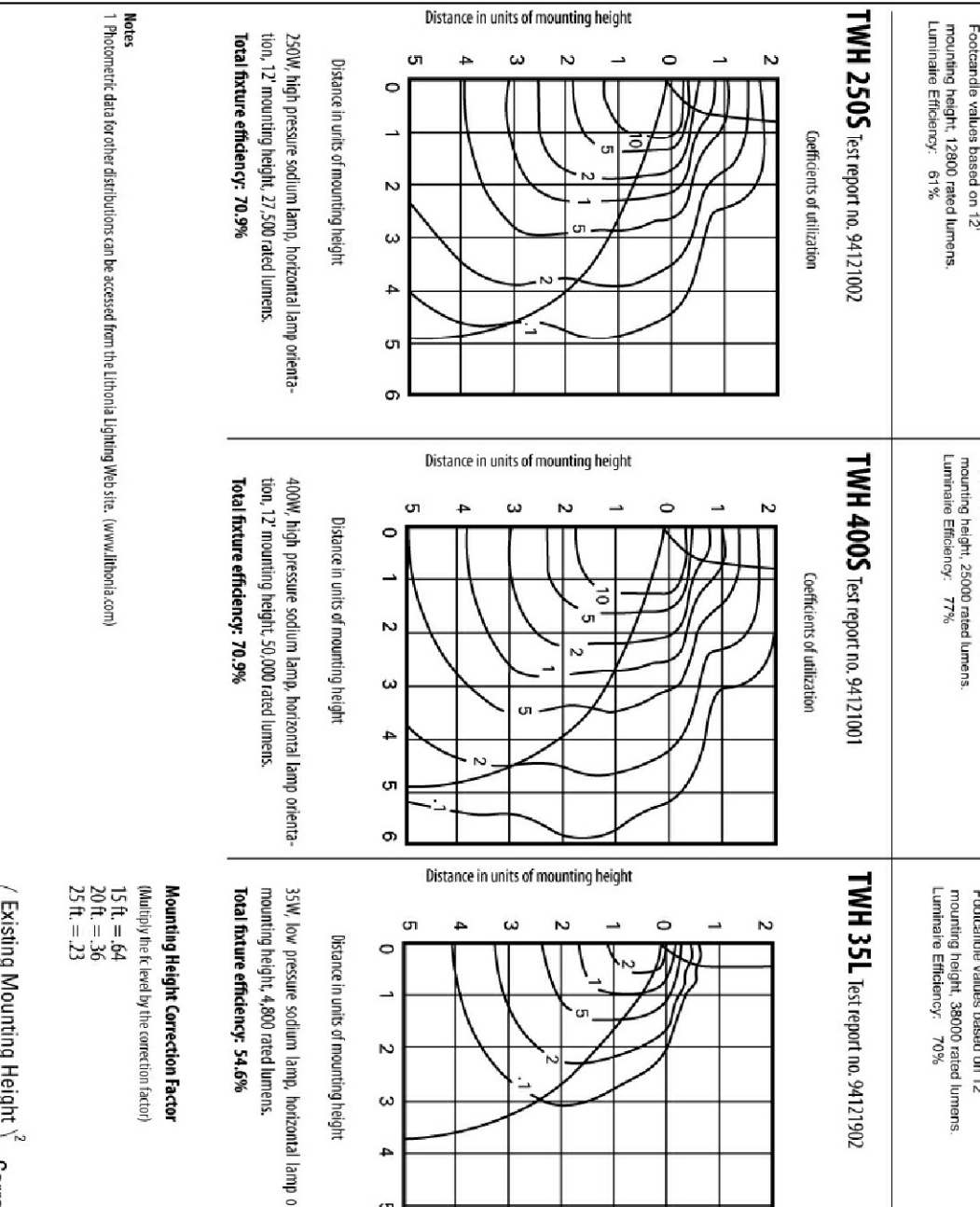
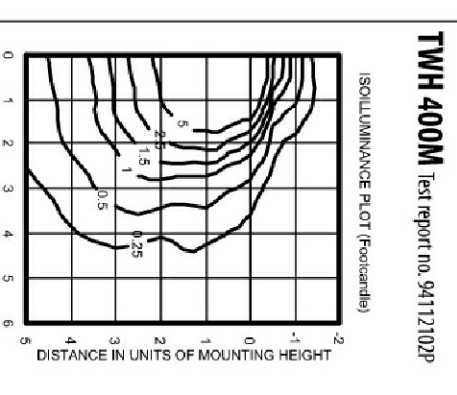
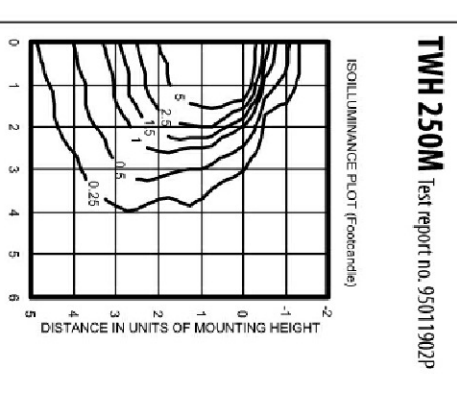
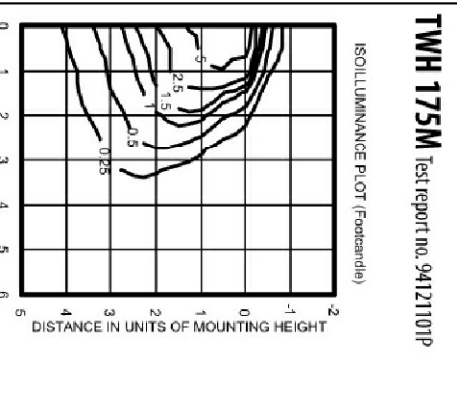
TWH
HIGH-PRESSURE SODIUM 70W - 400W
LOW-PRESSURE SODIUM 35W
8' to 25' Mounting



SIZES	VOLTS			FINISH		
	260S	400S	400S	Finish	LPI	Example: TWH 100M T8 LP
Model Number	120	120	120	Standard	Standard	Standard
Line Voltage	120	120	120	Standard	Standard	Standard
High Pressure	70W	347	347	Standard	Standard	Standard
Low Pressure	35W	35W	35W	Standard	Standard	Standard
Ballast	SCM	SCM	SCM	Standard	Standard	Standard
Mounting	48"	48"	48"	Standard	Standard	Standard
Options	Standard	Standard	Standard	Standard	Standard	Standard
Finish	Standard	Standard	Standard	Standard	Standard	Standard
LPI	Standard	Standard	Standard	Standard	Standard	Standard

1. No. of lumens per foot.
2. No. of lumens per foot.
3. No. of lumens per foot.
4. No. of lumens per foot.
5. No. of lumens per foot.
6. No. of lumens per foot.
7. No. of lumens per foot.
8. No. of lumens per foot.
9. No. of lumens per foot.
10. No. of lumens per foot.
11. No. of lumens per foot.
12. No. of lumens per foot.
13. No. of lumens per foot.
14. No. of lumens per foot.
15. No. of lumens per foot.
16. No. of lumens per foot.
17. No. of lumens per foot.

TWH Metal Halide Wall-Packs



Beam Spread
Distance in units of mounting height.
250W High pressure sodium lamp, horizontal beam spread - 17°
Total beam diameter: 25.0"

Beam Spread
Distance in units of mounting height.
400W High pressure sodium lamp, horizontal beam spread - 17°
Total beam diameter: 35.0"

Beam Spread
Distance in units of mounting height.
35W Low pressure sodium lamp, horizontal beam spread - 17°
Total beam diameter: 4.0"

Mounting Height Conversion Factor
1.5 ft = 44"
2.5 ft = 76"
3.5 ft = 108"



FEATURE & SPECIFICATIONS

FEATURES – Custom design, available and factory performance and safety data. **WARRANTY** – 5-year, limited warranty. **OPERATION** – 50,000 hours. **INSTALLATION** – Simple, quick, easy to install. **FRUITFUL** – Available in a wide range of finishes. **DESIGN** – Available in a wide range of finishes. **OPERATION** – 50,000 hours. **INSTALLATION** – Simple, quick, easy to install. **FRUITFUL** – Available in a wide range of finishes.



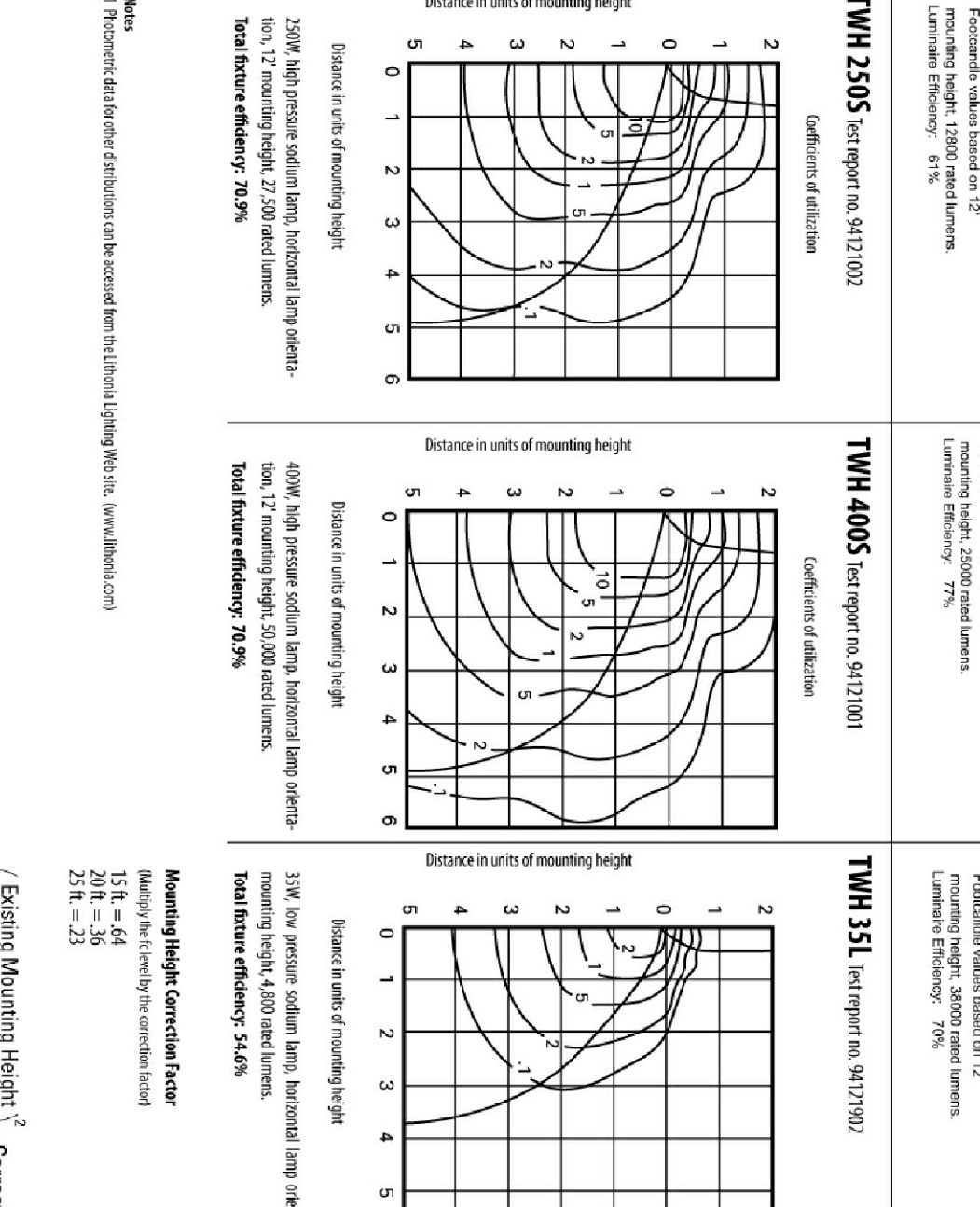
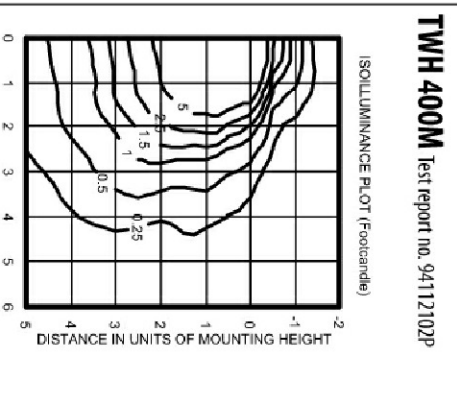
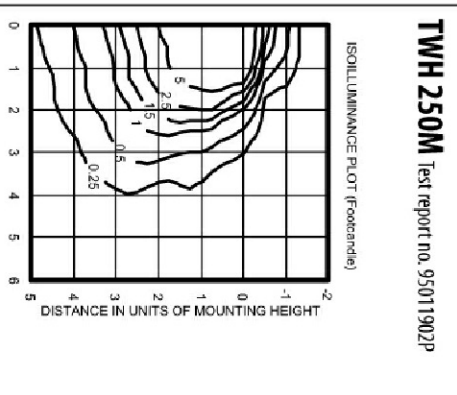
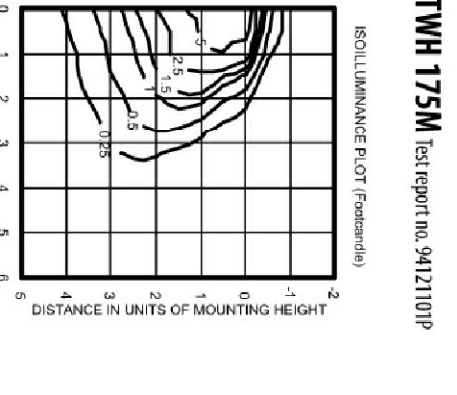
TWH
HIGH-PRESSURE SODIUM 70W - 400W
LOW-PRESSURE SODIUM 35W
8' to 25' Mounting



SIZES	VOLTS			FINISH		
	160S	400S	400S	Finish	LPI	Example: TWH 100M T8 LP
Model Number	120	120	120	Standard	Standard	Standard
Line Voltage	120	120	120	Standard	Standard	Standard
High Pressure	70W	347	347	Standard	Standard	Standard
Low Pressure	35W	35W	35W	Standard	Standard	Standard
Ballast	SCM	SCM	SCM	Standard	Standard	Standard
Mounting	48"	48"	48"	Standard	Standard	Standard
Options	Standard	Standard	Standard	Standard	Standard	Standard
Finish	Standard	Standard	Standard	Standard	Standard	Standard
LPI	Standard	Standard	Standard	Standard	Standard	Standard

1. No. of lumens per foot.
2. No. of lumens per foot.
3. No. of lumens per foot.
4. No. of lumens per foot.
5. No. of lumens per foot.
6. No. of lumens per foot.
7. No. of lumens per foot.
8. No. of lumens per foot.
9. No. of lumens per foot.
10. No. of lumens per foot.
11. No. of lumens per foot.
12. No. of lumens per foot.
13. No. of lumens per foot.
14. No. of lumens per foot.
15. No. of lumens per foot.
16. No. of lumens per foot.
17. No. of lumens per foot.

TWH Metal Halide Wall-Packs



Beam Spread
Distance in units of mounting height.
250W High pressure sodium lamp, horizontal beam spread - 17°
Total beam diameter: 25.0"

Beam Spread
Distance in units of mounting height.
400W High pressure sodium lamp, horizontal beam spread - 17°
Total beam diameter: 35.0"

Beam Spread
Distance in units of mounting height.
35W Low pressure sodium lamp, horizontal beam spread - 17°
Total beam diameter: 4.0"

Mounting Height Conversion Factor
1.5 ft = 44"
2.5 ft = 76"
3.5 ft = 108"

COMBINED CONTAINERBOARD, INC

7741 SCHOOL ROAD CINCINNATI, OH 45249

LS-2

K4CONSTRUCTION, LLC
555 East Street
Cincinnati, Ohio 45203
Tel: (513) 455-5000
Fax: (513) 455-5008

