



COUNCIL MONTHLY REPORT

DEPARTMENT: PUBLIC WORKS

MONTH: DECEMBER 2016

PUBLIC WORKS

During December, Public Works staff responded to 60 requests for service submitted through the City's E-Gov software. Of those requests for service 5% were generated from outside City Hall.

Public Works staff ran the street sweeper five times in December. The table below records the debris recovered, diesel used, hours swept, and the volume of water used.

Date Swept	Diesel Used (gallons)	Hours Swept	Collected Amount (cubic yards)	Water Used (gallons)
12/1/2016	11	4	12	150
12/9/2016	18	6	12	150
12/15/2016	11	4	8	300
12/22/2016	11	3	12	150
12/29/2016	11	3	12	150
DECEMBER	62	20	56	900

In December, there was one cut of the irrigated areas (those areas of the City with sprinkler systems), one cut of the non-irrigated areas. Once a week BrightView's staff checks these areas and picks up any debris. Cuts were also made to the City's lift stations.

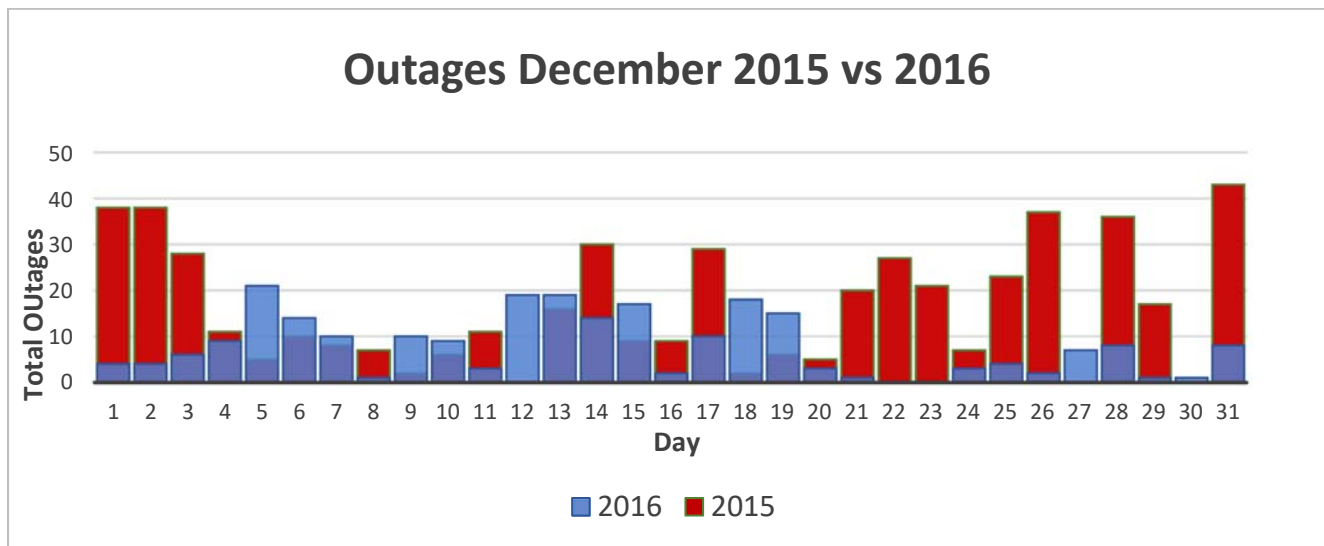
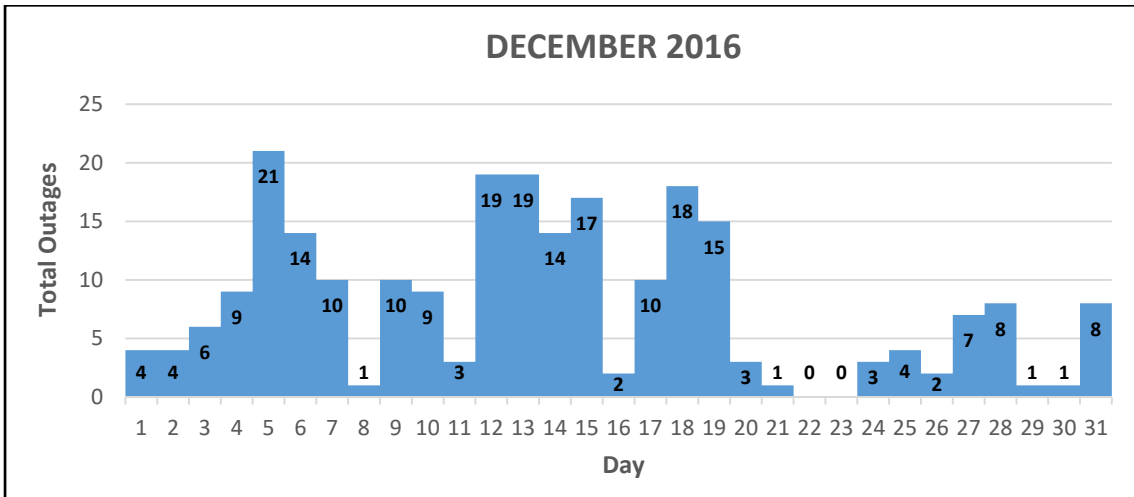
Public Works staff performs two checks of the City Parks during the weekdays and once on Saturday and Sunday. During the morning and afternoon checks, trash cans are emptied if needed, bathrooms are checked for cleanliness, and a general inspection is performed.

Solar streetlights were monitored during the month for outages, battery replacements, maintenance issues, and testing. The batteries recovered are those that showed a failure upon first testing when removed from the solar light, but staff was able to perform a 16V boost and recover some of the lost capacity.

SOLAR STREETLIGHT DATA

Item Monitored	Quantity
Average number of lights out per day	7.8
Number of lights with battery change outs	24
Number of batteries tested	96
Number of battery replaced (failures)	12
Number of batteries recovered	16
Number of controllers replaced	13
Number of fixtures replaced	0
Number of solar panels replaced	0
Number of drivers replaced	2
Number of wiring issues	8

Light outages are recorded when either the light does not come on during the night or the light goes out sometime during the night. The chart below shows the number of street light outages per day for the month. This represents the total number of lights out each day and does not identify specifically which lights are out.



PUBLIC WORKS, PARKS, POOL AP REPORT

Fund: 100 - 30 - Public Works			Payment Dates 12/01/2016 - 12/31/2016	
Vendor Name	Payment Date	Payment Number	Description (Item)	Amount
OFFICE DEPOT CREDIT PLAN	12/06/2016	4192	OFFICE SUPPLIES-PW	42.20
ABC HOME/COMME SRVCS OF HOU.	12/06/2016	4167	NOV 2016 MONTHLY PEST CONTROL	200.85
GRAINGER, INC.	12/06/2016	4182	GOJO FOAM SOAP REFILL-1911-02 (2PK)-NOV 2016	144.00
GRAINGER, INC.	12/06/2016	4182	GOJO FOAM SOAP REFILL-8561-05 (2PK)-NOV 2016	120.00
VERIZON WIRELESS	12/06/2016	4207	2016-2017 PW CELLULAR PHONE USAGE	200.92
VERIZON WIRELESS	12/06/2016	4207	2016-2017 PW AIRCARD FEES	39.99
CONNEXA ENERGY, LLC	12/14/2016	4218	DRIVERS-SOLAR ST LIGHTS-NOV 2016	963.86
CONNEXA ENERGY, LLC	12/14/2016	4218	CHARGE CONTROLLERS-SOLAR ST LIGHTS-NOV 2016	949.70
FLEETTRAX, INC.	12/14/2016	4225	DEC 2016 GPS MONTHLY AIRTIME-PW	139.75
HOME DEPOT CREDIT SERVICES	12/14/2016	4228	SUPPLIES FOR PUBLIC WORKS	14.90
HOME DEPOT CREDIT SERVICES	12/14/2016	4228	SUPPLIES FOR PUBLIC WORKS	28.17
MCCAFFETY ELECTRIC CO, INC	12/14/2016	4232	CITY HALL PARKING LOT LIGHT REPAIR-NOV 16	1,102.71
AT & T CORP.	12/14/2016	4210	DEC 2016 FIRE ALARM SERVICE LINES-PW BLDG	115.48
CENTERPOINT ENERGY	12/14/2016	4214	PW BLDG -NAT GAS SERVICE-10.31-12.2.16	21.98
ENERGY	12/14/2016	4223	DEC 2016 ELECTRIC USUAGE-PNR	1,838.47
ENERGY	12/14/2016	4223	DEC 2016 ELECTRIC USAGE @ CITY HALL	4,714.04
ENERGY	12/14/2016	4223	DEC 2016 ELECTRIC USAGE-PW BLDG	982.04
VALERO MARKETING AND SUPPLY CO.	12/14/2016	4241	2016-2017 PW VEHICLE FUEL	33.00
MOMENTUM FITNESS SOLUTIONS	12/19/2016	4258	ANTIBACTERIAL WIPES-GYM-DEC 2016	93.80
MOMENTUM FITNESS SOLUTIONS	12/19/2016	4258	DEC 2016 PREVENTIVE MAINTENANCE AGR - GYM	164.00
LIBERTY FIRE PROTECTION, INC	12/19/2016	4255	CITY HALL FIRE ALARM MONITORING-J,F,M 2017	105.00
LIBERTY FIRE PROTECTION, INC	12/19/2016	4255	PW BLDG FIRE ALARM MONITORING-J,F,M 2017	105.00
BRANCH BANKING AND TRUST CO.	12/19/2016	4245	UNIFORM SAMPLE SHIRTS	27.96
SKELTON BUSINESS EQUIPMENT	12/19/2016	4262	PW COPIER MAINT. AGREEMENT-11.7-12.6.16	196.69
BATTERIES PLUS	12/19/2016	4242	JUMP BOX FOR PW VEHICLES-REPAIR-DEC 2016	59.95
BRANCH BANKING AND TRUST CO.	12/19/2016	4245	CASH DRAWER KEYS-#7574	42.94
SAM'S CLUB DIRECT	12/28/2016	4307	CITY HALL SUPPLIES	264.11
CONSOLIDATED ELECT. DISTRB, INC.	12/28/2016	4297	PARK SECURITY LIGHT REPAIR-DEC 2016	1,530.00
A & A GRAPHICS SUPPLY	12/28/2016	4292	NOV 2016 MAINTENANCE AGREEMENT	50.00
BRIGHTVIEW LANDSCAPES	12/28/2016	4293	DEC 2016 CITY LANDSCAPING & IRRIGATION	14,549.25
BRIGHTVIEW LANDSCAPES	12/28/2016	4293	EMERG. TREE REMOVAL PARKGATE/GROGANS MILL	812.50
DEPENDABLE KLEENING SERVICE	12/28/2016	4300	DEC 2016 OFFICE CLEANING SERVICE	3,642.83
			Function 30 - Public Works Total:	33,296.09

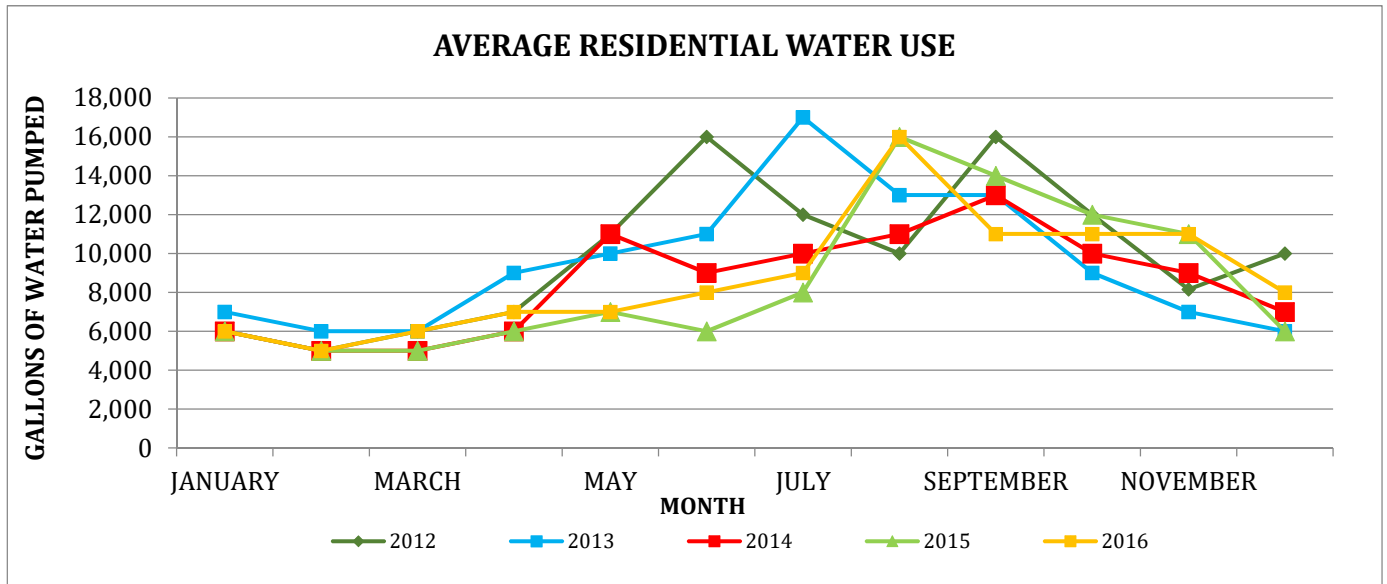
Fund: 100 - 31 - Swimming Pool		Payment Dates 12/01/2016 - 12/31/2016		
Vendor Name	Payment Date	Payment Number	Description (Item)	Amount
VERIZON WIRELESS	12/06/2016	4207	2016-2017 POOL- CELLULAR PHONE USAGE	50.23
AT & T CORP.	12/14/2016	4210	DEC 2016 LAND & INTERNET LINE SERVICE-POOL	147.07
CENTERPOINT ENERGY	12/14/2016	4214	POOL-NAT GAS SERVICE-10.31-12.2.16	18.94
ENERGY	12/14/2016	4223	ELECTRIC USAGE-POOL-DEC 2016	527.23
LIBERTY FIRE PROTECTION, INC	12/19/2016	4255	POOL HOUSE FIRE ALARM MONITORING-	105.00
BRANCH BANKING AND TRUST CO.	12/19/2016	4245	2016-2017 PANDORA RADIO @ POOL	59.42
LESLIES POOL MART	12/28/2016	4305	CHLORBRITE-12.20.2016	461.68
LESLIES POOL MART	12/28/2016	4305	POOL SALT 40#-12.20.2016	89.90
Fund: 100 - 31 - Swimming Pool Total:				1,459.47

Fund: 100 - 32 - Parks		Payment Dates 12/01/2016 - 12/31/2016		
Vendor Name	Payment Date	Payment Number	Description (Item)	Amount
AT & T CORP.	12/06/2016	4169	DEC 2016 U-VERSE SERVICE @ PARK-11.27-12.26.16	50.64
AT & T CORP.	12/14/2016	4210	DEC 2016 U-VERSE SERVICE @ PARK	50.64
ENERGY	12/14/2016	4223	ELECTRIC USAGE-CITY PARK-10.15-11.14.2016	39.30
ENERGY	12/14/2016	4223	ELECTRIC USAGE-TODDLER PARK-10.14--11.14.2016	0.23
LIBERTY FIRE PROTECTION, INC	12/19/2016	4255	PARK BLDG FIRE ALARM MONITORING-JAN,FEB,MAR	105.00
BRANCH BANKING AND TRUST CO.	12/19/2016	4245	NETS FOR BASKETBALL COURT	13.96
BRIGHTVIEW LANDSCAPES, LLC	12/28/2016	4293	DEAD TREE REMOVAL AT PARK-NOV 2016	1,838.75
Fund: 100 - 32 - Parks Total:				2,098.52

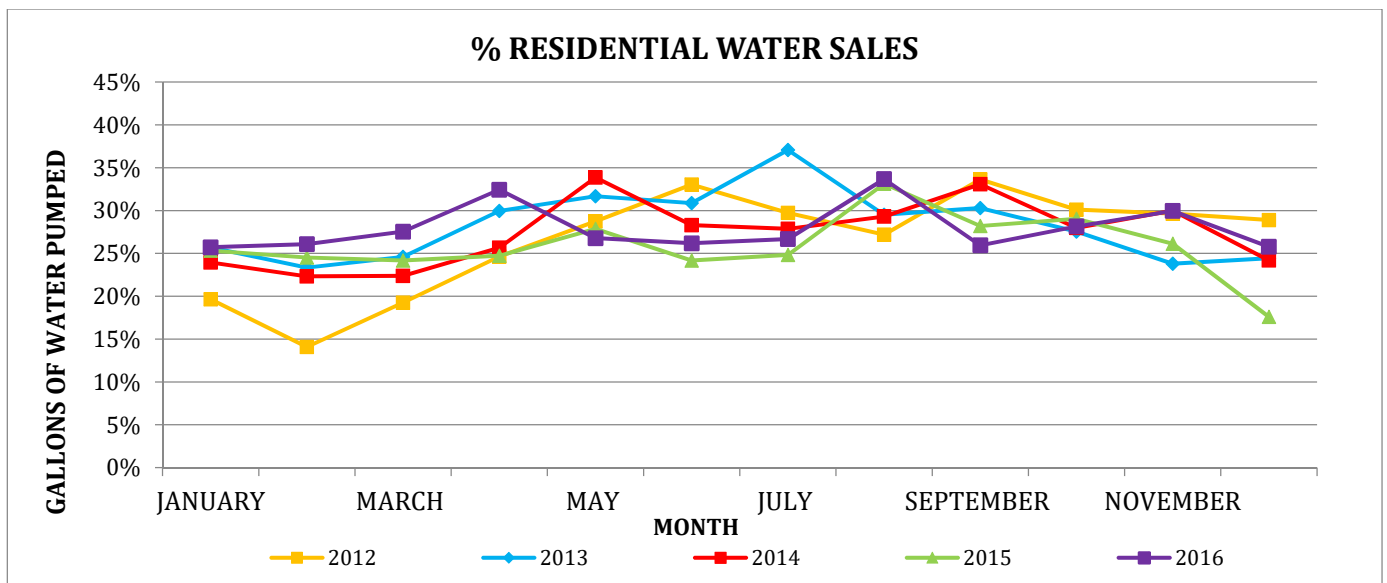
WATER & SEWER

Water and sewer data is reported on monthly reports as calendar months except for the average residential water use and the water loss data which are reported for the billing month as these data points are based on use data which is only available on a billing month cycle. Data reported with the utility billing report is reported as a billing month.

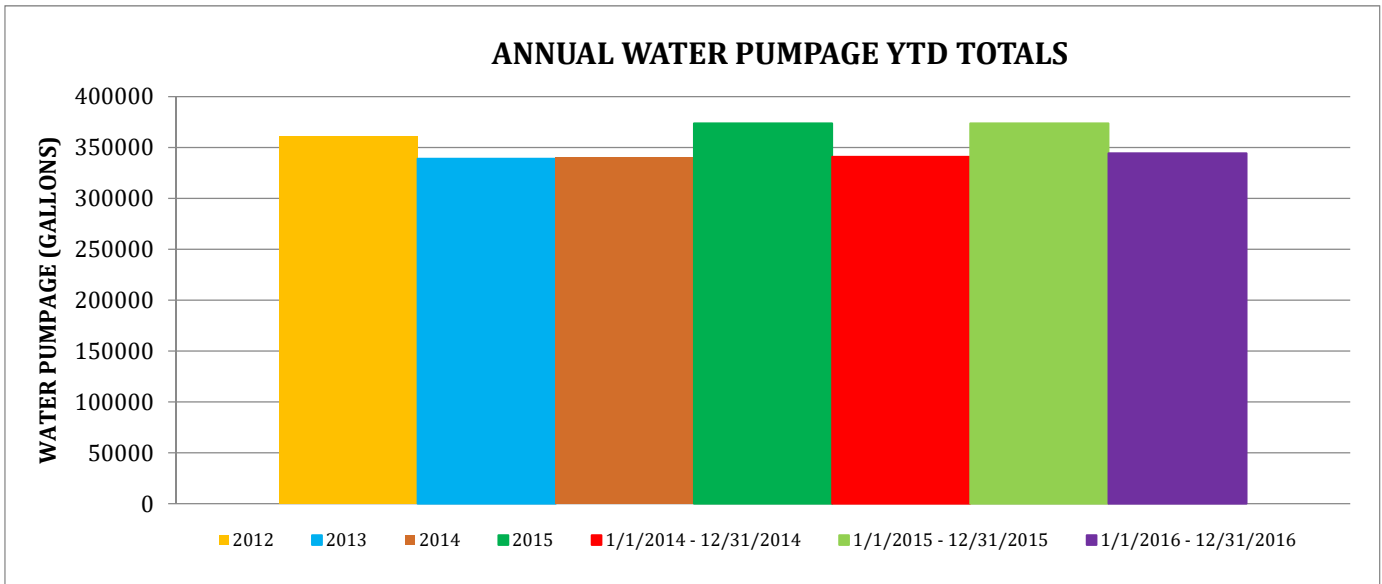
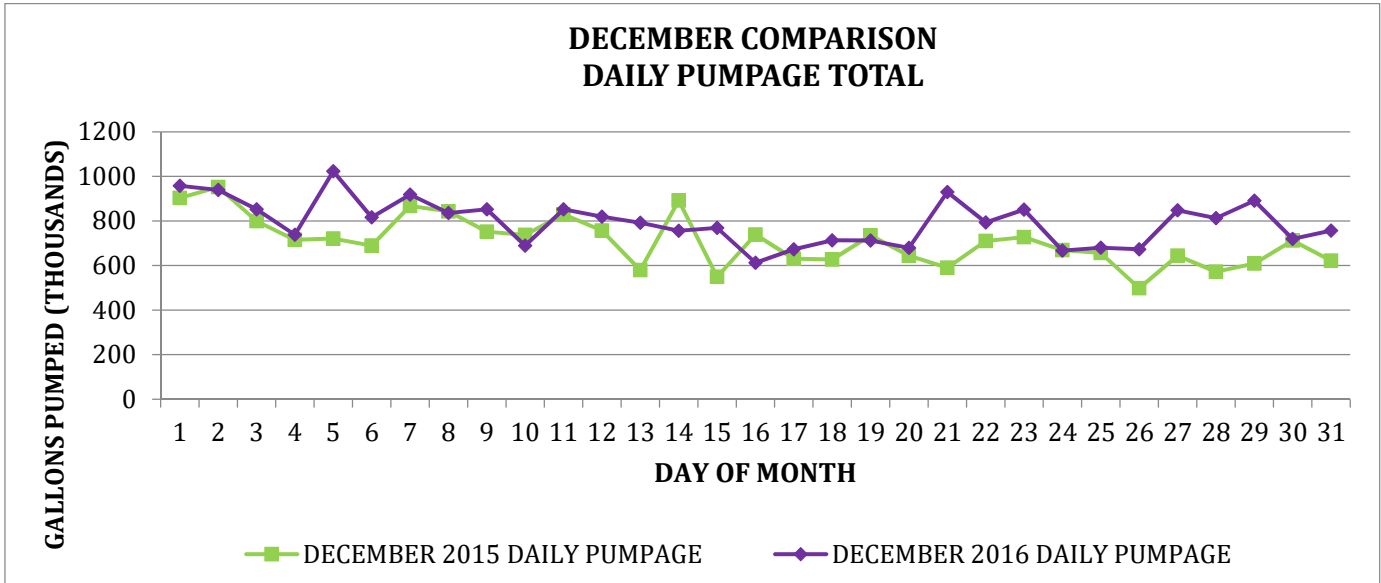
Groundwater production for the calendar month of December was approximately 24.62 million gallons with an average daily use of 794,000 gallons. The average residential water use for the billing month was 8,000 gallons. The next chart shows the average residential water use for each month compared to previous months.



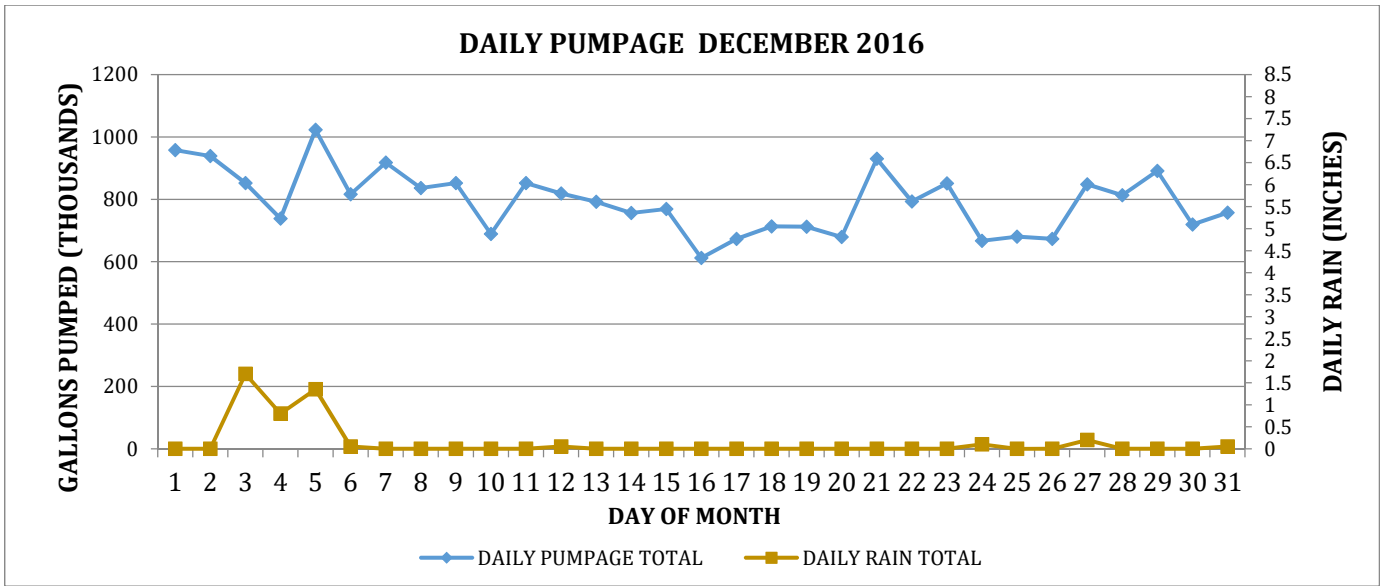
The chart below shows how much residential water sales have accounted for. In December 2015 residential water sales accounted for 17.59% of all water sales compared to 25.78% for the current month.



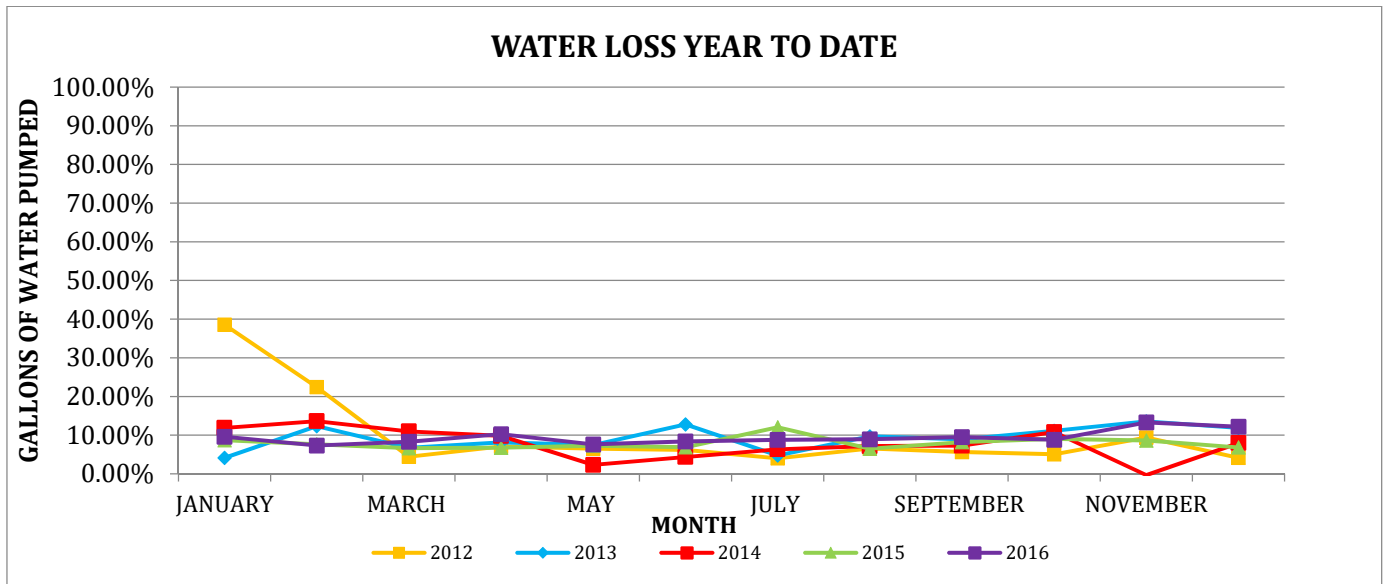
The next two charts show the daily pumpage data compared to previous years. Through December the City has pumped 368.2 million gallons of water this year. Last year during the same period the City pumped 373.7 million gallons.



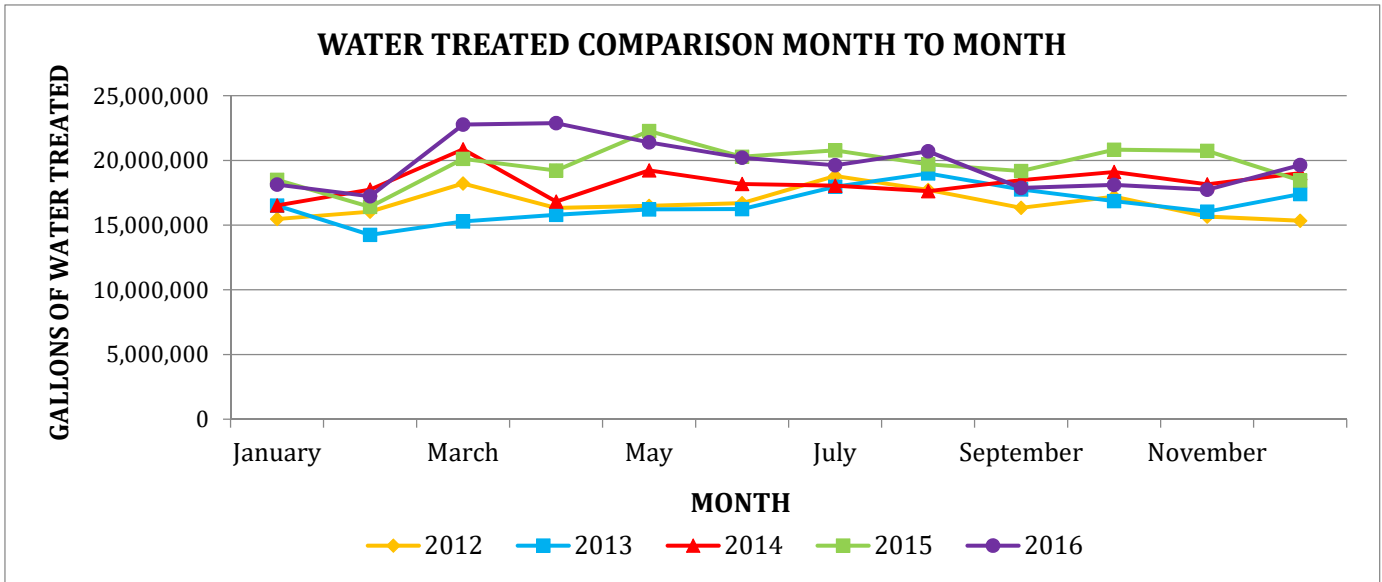
The next chart shows the daily pumpage compared with rain.



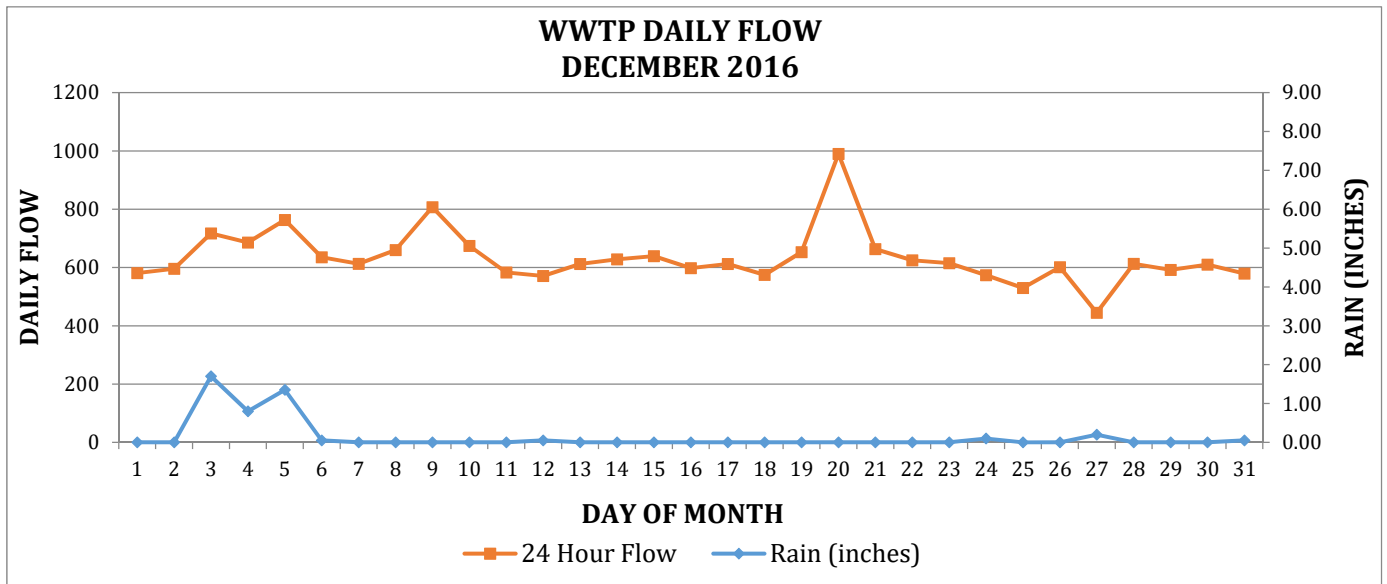
The water loss for the month of December was 12.17%. The chart below compares the loss rate to previous years.



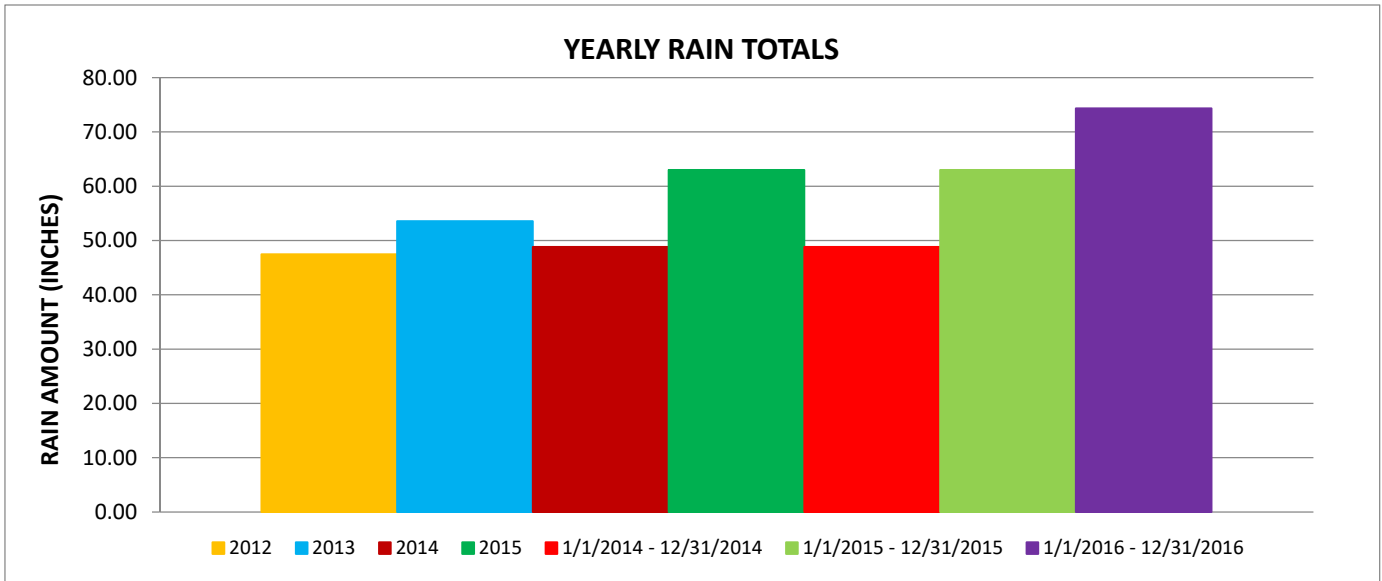
The next chart compares flow data at the wastewater treatment plant to previous years.



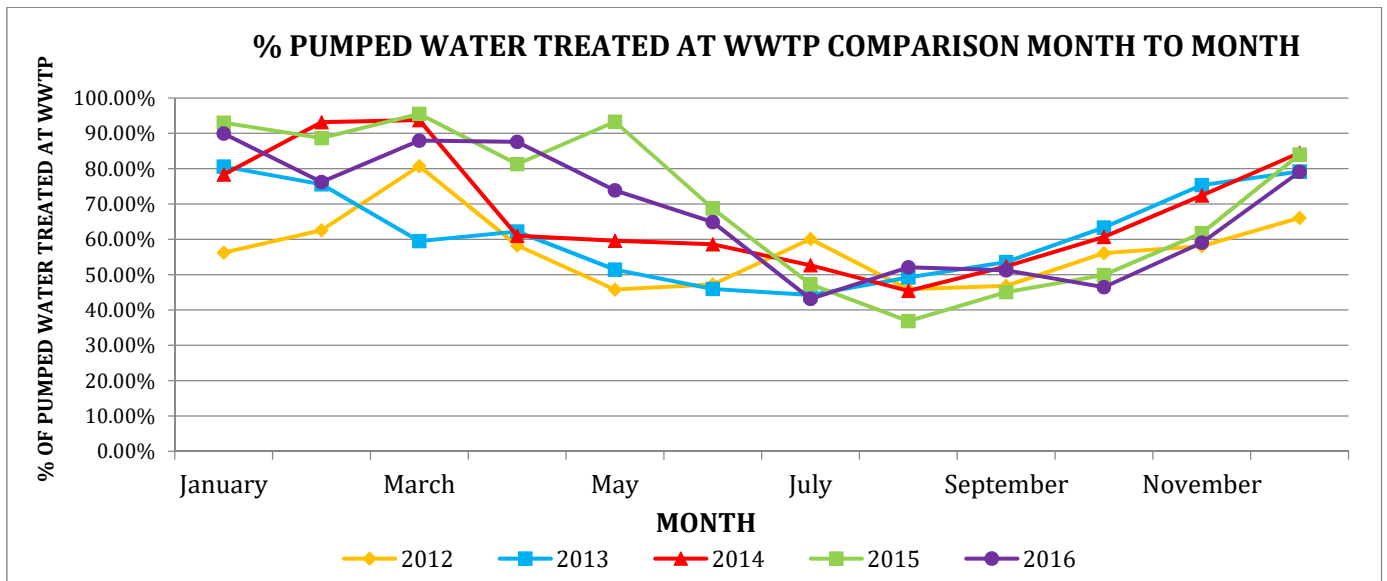
The City's wastewater treatment plant flowed 19.6 million gallons this month for an average of 633,516 gallons per day. Through the year, the City has treated 236.3 million gallons. The chart below shows the daily flow at the treatment plant and daily.



Through December 31st the City has registered 74.3 inches of rain at the treatment plant compared to 48.83 and 62.98 inches in previous years. The next chart summarizes rainfall from previous years.



The City “recovered” over 59.02 % of the water pumped at the treatment plant. The chart below compares the monthly percent recovery to previous years.



On June 22, 2016 TCEQ performed an inspection of the City’s water system. Our water system was reviewed by TCEQ and rated to be a Superior water system.

Water & Sewer AP REPORT

Fund: 600 - WATER / SEWER		Payment Dates 12/01/2016 - 12/31/2016		
Vendor Name	Payment Date	Payment Number	Description (Item)	Amount
FORT BEND SERVICES INC.	12/06/201	4180	BELT PRESS POLYMER-NOV 28, 2016	1,367.10
DXI INDUSTRIES, INC.	12/06/201	4179	CHEMICALS FOR THE WWTP-11.21.2016	746.60
CSA TECHNICAL LLC	12/06/201	4178	THORNWOOD LIFT STATION PUMP REPAIR-NOV 2016	237.50
CSA TECHNICAL LLC	12/06/201	4178	CC PUMP REPAIR-NOV 2016	142.50
CSA TECHNICAL LLC	12/06/201	4178	THORNWOOD L/S CONTROL REPAIR-NOV 2016	225.00
THE WOODLANDS JOINT POWERS AGENCY	12/06/201	4203	NOV 2016 SPRINKLER USAGE @ GUADALAJARA	630.69
THE WOODLANDS JOINT POWERS AGENCY	12/06/201	4203	NOV 2016 WATER/SEWER USAGE @ GUADALAJARA	1,978.78
LONE STAR GCD	12/06/201	4187	OPERATING PERMIT FEES-1ST QTR DEC 2016	888.86
LONE STAR GCD	12/06/201	4187	HISTORICAL PERMIT FEES-1ST QTR	3,165.96
PITNEY BOWES PURCHASE POWER	12/06/201	4193	MONTHLY POSTAGE FOR W/S	1.92
VERIZON WIRELESS	12/06/201	4207	2016-2017 WS CELLULAR PHONE USAGE-DIRECTOR	50.23
VERIZON WIRELESS	12/06/201	4207	2016-2017 WS SCADA AIRCARDS FEE	80.02
VERIZON WIRELESS	12/06/201	4207	2016-2017 WS CELLULAR PHONE USAGE-FIELD & OPER.	288.00
VERIZON WIRELESS	12/06/201	4207	2016-2017 WS AIRCARD FEE	40.09
CENTERPOINT ENERGY	12/14/201	4221	CHEMICALS FOR THE WWTP - 12.2.2016	897.40
DXI INDUSTRIES, INC.	12/14/201	4219	AUTO DIALER REPLACEMENT-THORNWOOD LIFT	952.50
FORT BEND SERVICES INC.	12/14/201	4225	DEC 2016 GPS MONTHLY AIRTIME	111.80
DXI INDUSTRIES, INC.	12/14/201	4226	LEAK REPAIR @ 17315 RESEARCH FOREST DR.-NOV 16	1,700.00
CSA TECHNICAL LLC	12/14/201	4211	GENERATOR BATTERY-GENERAC-WWTP-NOV 2016	102.95
FLEETTRAX, INC.	12/14/201	4227	2 PORT INSUL DISPLACEMENT CONNECTOR-AMR	44.34
G J BORING & CONSTRUCTION SRVS INC	12/14/201	4210	DEC 2016 LANDLINE SERVICE @ PARKGATE	33.23
BATTERIES PLUS	12/14/201	4210	DEC 2016 LANDLINE SERVICE @ THORNWOOD L/S	88.17
GRAINGER, INC.	12/14/201	4217	DEC 2016 ALARM MONITORING-LS	245.91
AT & T CORP.	12/14/201	4214	PINECROFT L/S-NAT GAS SERVICE-10.31-12.2.16	21.33
AT & T CORP.	12/14/201	4214	PARKGATE L/S-NAT GAS SERVICE-10.31-12.2.16	20.31
COMCAST	12/14/201	4214	THORNWOOD L/S-NAT GAS SERVICE-10.31-12.2.16	20.66
CENTERPOINT ENERGY	12/14/201	4214	RESEARCH FOREST L/S-NAT GAS SERV-10.31-12.2.16	24.77
CENTERPOINT ENERGY	12/14/201	4221	CHEMICALS FOR THE WWTP - 12.2.2016	897.40
CENTERPOINT ENERGY	12/14/201	4219	AUTO DIALER REPLACEMENT-THORNWOOD LIFT	952.50
CENTERPOINT ENERGY	12/14/201	4225	DEC 2016 GPS MONTHLY AIRTIME	111.80
DXI INDUSTRIES, INC.	12/14/201	4221	CHEMICAL CONTAINER RENTAL - NOV 2016	367.50
ENERGY	12/14/201	4223	DEC 2016 ELECTRIC USAGE-WS	16,857.76
VALERO MARKETING AND SUPPLY CO.	12/14/201	4241	2016-2017 WS VEHICLE FUEL-DIESEL	97.44
VALERO MARKETING AND SUPPLY CO.	12/14/201	4241	2016-2017 WS VEHICLE FUEL-UNLEADED	524.75
CUMMINS SOUTHERN PLAINS LLC	12/19/201	4250	GENRT BATTERY REPLACEMENT @ WELL #3-DEC 2016	843.75
CUMMINS SOUTHERN PLAINS LLC	12/19/201	4250	GENRT BATTERY REPLACEMENT @ WELL #2-DEC 2016	550.72
CUMMINS SOUTHERN PLAINS LLC	12/19/201	4250	GENRT BATTERY REPAELMENT @ CITY HALL-FEB 16	704.42
CUMMINS SOUTHERN PLAINS LLC	12/19/201	4250	GENRT BATTERY REPLACEMENT @ PW BLDG- FEB 16	971.81
BRANCH BANKING AND TRUST CO.	12/19/201	4245	PUMP & MOTOR MAINT REGISTRATION-CYOUNG	235.00
SPRINT WASTE SERVICES	12/19/201	4263	NOV 2016 SLUDGE HAULS-11	4,865.00
EASTEX ENVIRONMENTAL LAB INC	12/19/201	4253	NOV 2016 MONTHLY WATER TESTING FEES	1,591.00
CONSOLIDATED COMMUNICATIONS	12/19/201	4249	WWTP PHONE & INTERNET SERVICE-12.11-1.10.17	102.86
CITY OF PANORAMA VILLAGE	12/19/201	4248	CATAHOULA WELL EXP-GLOBAL TRT-JAN, FEB, MAR 16	4,698.00
BRANCH BANKING AND TRUST CO.	12/19/201	4245	LODGING-LEADERSHIP TRAINING	312.39
BRANCH BANKING AND TRUST CO.	12/19/201	4245	MEALS-LEADERSHIP TRAINING	98.08
BRANCH BANKING AND TRUST CO.	12/19/201	4245	REGISTRATION-LEADERSHIP TRAINING	295.00
CSA TECHNICAL LLC	12/28/201	4298	SAMPLER REPAIR @ WWTP-DEC 2016	190.00

CSA TECHNICAL LLC	12/28/201	4298	BI-ANNUALLY L/S INSPECTIONS-DEC 2016	1,575.00
USA BLUEBOOK CUST NO.919735	12/28/201	4309	CIRCULAR CHART PAPER @ WWTP-100/BX-12.9.2016	80.55
CITY OF PANORAMA VILLAGE	12/28/201	4294	CATAHOULA WELL EXPENSES-JUNE 2016	2,594.78
CITY OF PANORAMA VILLAGE	12/28/201	4294	JULY 2016 CATAHOULA WELL EXPENSES	4,396.11
CITY OF PANORAMA VILLAGE	12/28/201	4294	AUG 2016 CATAHOULA WELL EXPENSES	3,710.40
CITY OF PANORAMA VILLAGE	12/28/201	4294	SEPT 2016 CATAHOULA WELL EXPENSES	8,211.55
CITY OF PANORAMA VILLAGE	12/28/201	4294	CATAHOULA WELL EXP-MONITG-APRIL,MAY,JUNE 2016	1,391.86
			Function 50 - Water & Sewer Total:	69,393.68

SUBMITTED BY: Joseph Peart

