



COUNCIL MONTHLY REPORT

DEPARTMENT: PUBLIC WORKS

MONTH: MARCH 2017

PUBLIC WORKS

During March, Public Works staff responded to 63 requests for service submitted through the City's E-Gov software. Of those requests for service 8% were generated from outside City Hall.

Public Works staff ran the street sweeper five times in March. The table below records the debris recovered, diesel used, hours swept, and the volume of water used.

Date Swept	Diesel Used (gallons)	Hours Swept	Collected Amount (cubic yards)	Water Used (gallons)
3/02/2017	12	3	8	150
3/09/2017	13	5	8	300
3/16/2017	14	3	4	150
3/23/2017	8	4	6	150
3/30/2017	13	3	4	150
MARCH	60	18	30	900

In March, there were five cuts of the irrigated areas (those areas of the City with sprinkler systems), and three cuts of the non-irrigated areas. Once a week BrightView's staff checks these areas and picks up any debris. Cuts were also made to the City's lift stations.

Public Works staff performs two checks of the City Parks during the weekdays and once on Saturday and Sunday. During the morning and afternoon checks, trash cans are emptied if needed, bathrooms are checked for cleanliness, and a general inspection is performed.

On March 4th, the City celebrated Arbor Day. With 103 of the City's residents taking advantage of the plant exchange between neighbors and the Texas A&M Forest Service prepared and donated 300 Eastern Red Bud, Chickasaw Plum and Southern Crabapple seedlings. Thank you to Dixie McCloud and the Civic Club for organizing the plant/seed sharing event and securing 30 - 5 gallon trees from Trees of Houston in Bellaire and all who attended. Related to the Arbor Day event, the City recently completed a reforestation project at the main park. The City planted 128 trees which were a combination of Maples, Oaks, and Redbuds.

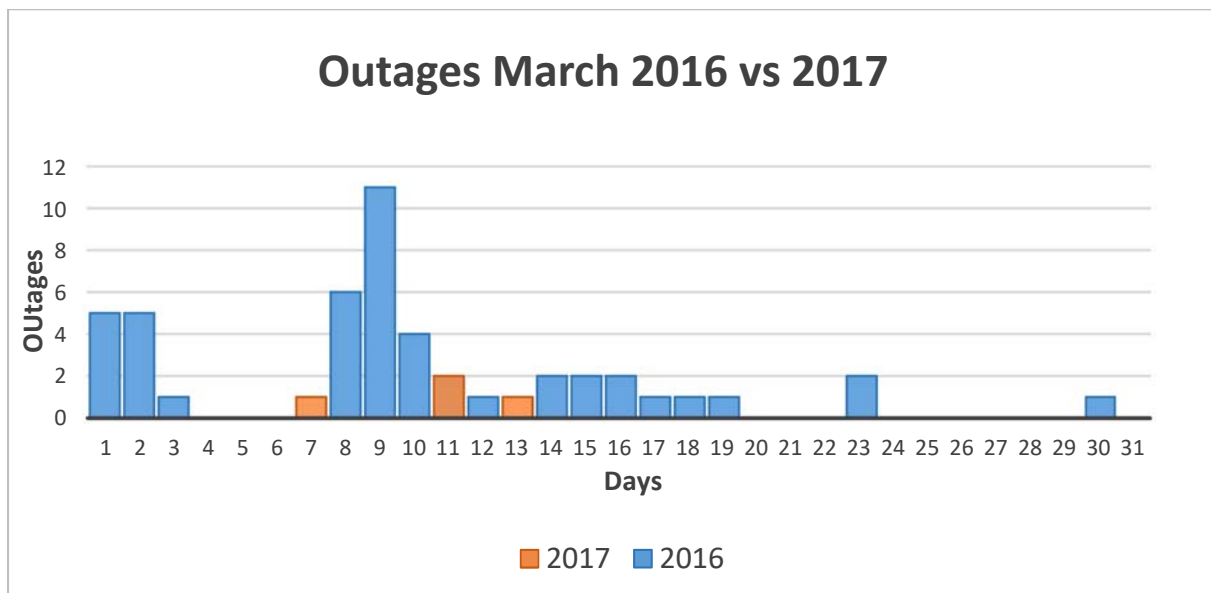
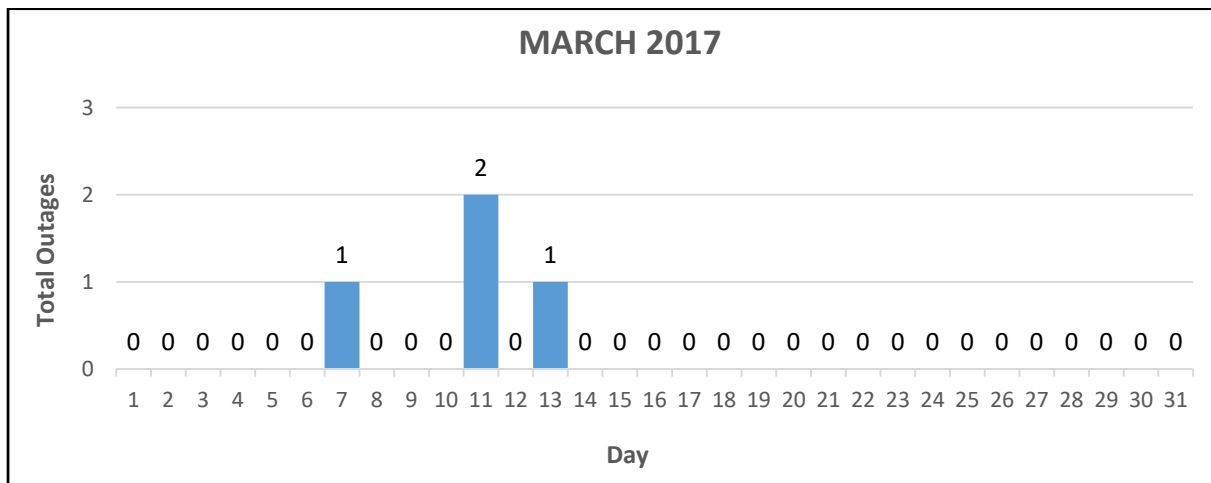
On March 25th, the City hosted its spring Trash Bash Event. Residents made 146 trips through the event. At the City's Trash Bash event, items collected were trash, recyclables, and household hazardous waste. The next Trash Bash will be held in October 2017.

Solar streetlights were monitored during the month for outages, battery replacements, maintenance issues, and testing. The batteries recovered are those that showed a failure upon first testing when removed from the solar light, but staff was able to perform a 16V boost and recover some of the lost capacity.

SOLAR STREETLIGHT DATA

Item Monitored	Quantity
Average number of lights out per day	0.13
Number of lights with battery change outs	1
Number of batteries tested	4
Number of battery replaced (failures)	4
Number of batteries recovered	4
Number of controllers replaced	0
Number of fixtures replaced	0
Number of solar panels replaced	0
Number of drivers replaced	0
Number of wiring issues	2

Light outages are recorded when either the light does not come on during the night or the light goes out sometime during the night. The chart below shows the number of street light outages per day for the month. This represents the total number of lights out each day and does not identify specifically which lights are out.



PUBLIC WORKS, PARKS, POOL AP REPORT

Fund: 100 - 30 - Public Works			Payment Dates 03/01/2017 - 03/31/2017	
Vendor Name	Payment Date	Payment Number	Description (Item)	Amount
SAM'S CLUB DIRECT	03/01/2017	4600	CITY HALL SUPPLIES	\$ 504.55
CUMMINS SOUTHERN PLAINS	03/01/2017	4578	CITY HALL-H100145676-ONAN-2.17.2017	\$ 269.00
SKELTON BUSINESS EQUIP	03/01/2017	4601	PW COPIER MAINT-PW-JAN 2017	\$ 113.92
BRIGHTVIEW LANDSCAPES	03/01/2017	4573	CITY LANDSCAPING & IRRIGATION-FEB 2017	\$ 14,549.25
BRIGHTVIEW LANDSCAPES	03/01/2017	4573	DEAD TREE REMOVAL @ PARKGATE-2.23.2017	\$ 2,250.00
TOTAL AIR SERVICE	03/01/2017	4608	HEATER REPAIR-LWASNER'S OFFICE-FEB 2017	\$ 364.00
DEPENDABLE KLEENING SERV	03/01/2017	4582	OFFICE CLEANING SERVICE-FEBRUARY 2017	\$ 3,642.83
CITY OF CONROE FLEET	03/08/2017	4626	PW VEHICLE INSPECTIONS	\$ 25.50
BUCKEYE CLEANING CENTER	03/08/2017	4622	13 GAL TRASH BAGS	\$ 136.44
BUCKEYE CLEANING CENTER	03/08/2017	4622	10 GAL TRASH BAGS	\$ 67.20
BUCKEYE CLEANING CENTER	03/08/2017	4622	MULTI FOLD TOWELS	\$ 96.00
BUCKEYE CLEANING CENTER	03/08/2017	4622	TOILET PAPER	\$ 160.00
CITY OF CONROE FLEET	03/08/2017	4626	12-02 R/P MAINTENANCE-PW	\$ 58.57
LIBERTY FIRE PROTECTION, INC	03/08/2017	4632	FIRE ALARM ERROR MESSAGE ON PANEL-PD	\$ 125.00
AT & T CORP.	03/08/2017	4618	MARCH FIRE ALARM SERVICE LINES	\$ 115.36
ABC HOME/COMMERCIAL SRVCS	03/08/2017	4616	MARCH 2017 MONTHLY PEST CONTROL	\$ 200.85
HOME DEPOT CREDIT SERVICES	03/08/2017	4629	PUBLIC WORKS SUPPLIES	\$ 150.40
HOME DEPOT CREDIT SERVICES	03/08/2017	4629	PW SUPPLIES	\$ 13.71
FLEETTRAX, INC.	03/14/2017	4664	MARCH GPS MONTHLY AIRTIME-PW	\$ 139.75
CENTERPOINT ENERGY	03/14/2017	4658	MARCH PW BLDG -NAT GAS SERVICE	\$ 23.03
GRAINGER, INC.	03/14/2017	4665	DISPOSABLE GLOVES	\$ 14.89
VERIZON WIRELESS	03/14/2017	4674	PW/WS CELL PHONE SERVICE 1/24-2/23	\$ 200.72
VERIZON WIRELESS	03/14/2017	4674	PW/WS CELL PHONE SERVICE 1/24-2/23	\$ 39.99
VALERO MARKETING & SUPPLY	03/14/2017	4673	PW VEHICLE FUEL FEB 2017	\$ 63.19
A & A GRAPHICS SUPPLY	03/22/2017	4682	MAINT AGREEMENT - PLOTTER FEB 2017	\$ 50.06
LIBERTY FIRE PROTECTION, INC	03/22/2017	4694	FIRE ALARM MONIT @ CITY HALL APRIL-JUNE 2017	\$ 105.00
LIBERTY FIRE PROTECTION, INC	03/22/2017	4694	FIRE ALARM MONIT @ PW BLDG APRIL-JUNE 2017	\$ 105.00
SKELTON BUSINESS EQUIPMENT	03/22/2017	4698	PW COPIER MAINT. AGREEMENT MARCH 2017	\$ 221.86
LHO ENTERPRISES, LLC.	03/22/2017	4693	SIDEWALK REPAIR-VISION PK @ GROGANS MILL	\$ 2,800.00
BRANCH BANKING & TRUST CO.	03/29/2017	4708	CITY HALL SUPPLIES	\$ 168.74
BRANCH BANKING & TRUST CO.	03/29/2017	4708	AIR COMPRESSOR REPAIR	\$ 90.53
SAM'S CLUB DIRECT	03/29/2017	4739	CITY HALL SUPPLIES 3/7/17	\$ 123.63
BIRCH COMMUNICATIONS, INC	03/29/2017	4707	FIRE ALARM LINE @ CITY HALL 3/18-4/17	\$ 89.62
BRIGHTVIEW LANDSCAPES, LLC	03/29/2017	4710	CITY LANDSCAPING & IRRIGATION MARCH 2017	\$ 14,549.25
BRIGHTVIEW LANDSCAPES, LLC	03/29/2017	4710	LARGE LIMB & DEADWOOD REMOVAL-POOL	\$ 437.50
BRIGHTVIEW LANDSCAPES, LLC	03/29/2017	4710	DEAD TREE REMOVAL IN TUSCANY WOODS	\$ 437.50
BRIGHTVIEW LANDSCAPES, LLC	03/29/2017	4710	DEAD PINE TREE REMOVAL @ POOL	\$ 437.50
BRANCH BANKING & TRUST CO.	03/29/2017	4708	2016-2017 PW VEHICLE REGISTRATION	\$ 14.55
DEPENDABLE KLEENING SERVICE	03/29/2017	4720	OFFICE CLEANING SERVICE MARCH 2017	\$ 3,642.83
ENTERGY	03/29/2017	4722	ELECTRIC USAGE-CITY HALL FEB 2017	\$ 4,739.57
ENTERGY	03/29/2017	4722	ELECTRIC USAGE-PW BLDG FEB 2017	\$ 836.92
ENTERGY	03/29/2017	4722	ELECTRIC USAGE-PARKS/REC FEB 2017	\$ 1,991.70
SIGNS NOW #440	3/29/2017	4740	COMMUNITY SIGN MOCK UP RTA'S	\$ 71.94
			Function 30 - Public Works Total:	54,237.85

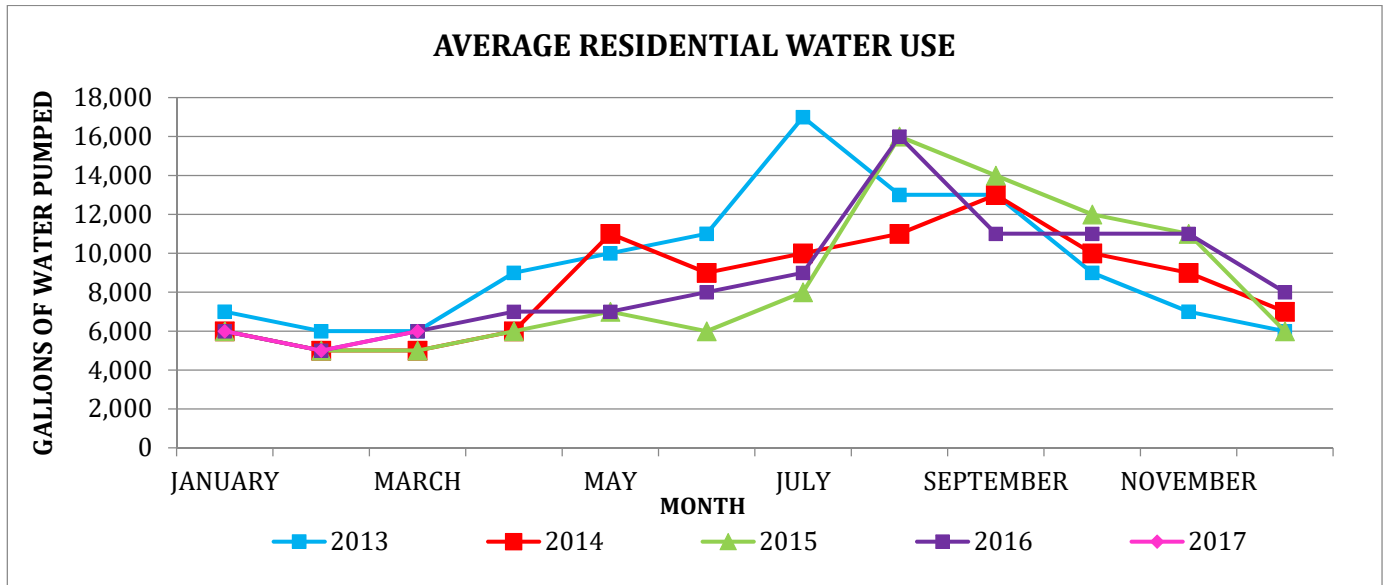
Fund: 100 - 31 - Swimming Pool			Payment Dates 03/01/2017 - 03/31/2017	
Vendor Name	Payment Date	Payment Number	Description (Item)	Amount
WOODLANDS SCREEN PRINTING	03/01/2017	4614	POLAR BEAR PLUNGE TSHIRTS-2.6.2017	\$ 179.00
SAM'S CLUB DIRECT	03/01/2017	4600	COOKIES, COCOA AND COFFEE	\$ 85.15
AT & T CORP.	03/08/2017	4618	LAND & INTERNET LINE @ POOL FEB-MARCH 2017	\$ 146.95
VERIZON WIRELESS	03/14/2017	4674	PW/WS CELL PHONE SERVICE 1/24-2/23	\$ 50.18
CENTERPOINT ENERGY	03/14/2017	4658	NATURAL GAS SERVICE @ POOL FEB 2017	\$ 18.94
LIBERTY FIRE PROTECTION	03/22/2017	4694	FIRE ALARM MONITORING FOR POOL APRIL-JUNE	\$ 105.00
SKI'S POOLS & SPAS, INC.	03/29/2017	4741	LABOR	\$ 340.00
SKI'S POOLS & SPAS, INC.	03/29/2017	4741	MOTOR	\$ 670.00
SKI'S POOLS & SPAS, INC.	03/29/2017	4741	WHISPER FLOW PUMP HOUSING GASKET	\$ 18.00
SKI'S POOLS & SPAS, INC.	03/29/2017	4741	TRISENSOR	\$ 207.00
SKI'S POOLS & SPAS, INC.	03/29/2017	4741	SEAL	\$ 32.00
ENTERGY	03/29/2017	4722	ELECTRIC USAGE-POOL FEB 2017	\$ 438.83
PITNEY BOWES	03/29/2017	4736	POSTAGE FOR POLAR BEAR PLUNGE SHIRTS	\$ 44.62
			Fund: 100 - 31 - Swimming Pool Total:	2,335.67

Fund: 100 - 32 - Parks			Payment Dates 03/01/2017 - 03/31/2017	
Vendor Name	Payment Date	Payment Number	Description (Item)	Amount
AT & T CORP.	03/01/2017	4569	FIRE ALARM LINES @ PARK FEBRUARY 2017	\$ 167.50
AT & T CORP.	03/08/2017	4618	U-VERSE SERVICE @ PARK MARCH 2017	\$ 41.02
LIBERTY FIRE PROTECTION, INC	03/08/2017	4632	PAVILION DRIP DRAIN SYSTEM & INSTALL	\$ 610.00
HOME DEPOT CREDIT SERVICES	03/08/2017	4629	PARK REPAIRS	\$ 30.67
SIGNS NOW #440	03/08/2017	4645	STROLLER PARKING SIGN @ TODDLER PARK	\$ 33.60
LIBERTY FIRE PROTECTION, INC	03/22/2017	4694	FIRE ALARM MONIT@ CITY PARK APRIL-JUNE 2017	\$ 105.00
BRANCH BANKING AND TRUST	03/29/2017	4708	PARK LIGHT POLE CAPS	\$ 256.00
AT & T CORP.	03/29/2017	4706	FIRE ALARM LINES @ PARK 3/13-4/12	\$ 167.48
BSN SPORTS, LLC.	03/29/2017	4712	SPALDING ROUGHNECT GORILLA GOAL	\$ 294.38
CSB CONTRACTORS, INC.	03/29/2017	4716	PAVILION CEILING REPAIR	\$ 4,243.00
ENTERGY	03/29/2017	4722	ELECTRIC USAGE-CITY PARK FEB 2017	\$ 168.95
ENTERGY	03/29/2017	4722	ELECTRIC USAGE-TODDLER PARK FEB 2107	\$ 12.24
			Fund: 100 - 32 - Parks Total:	6,129.84

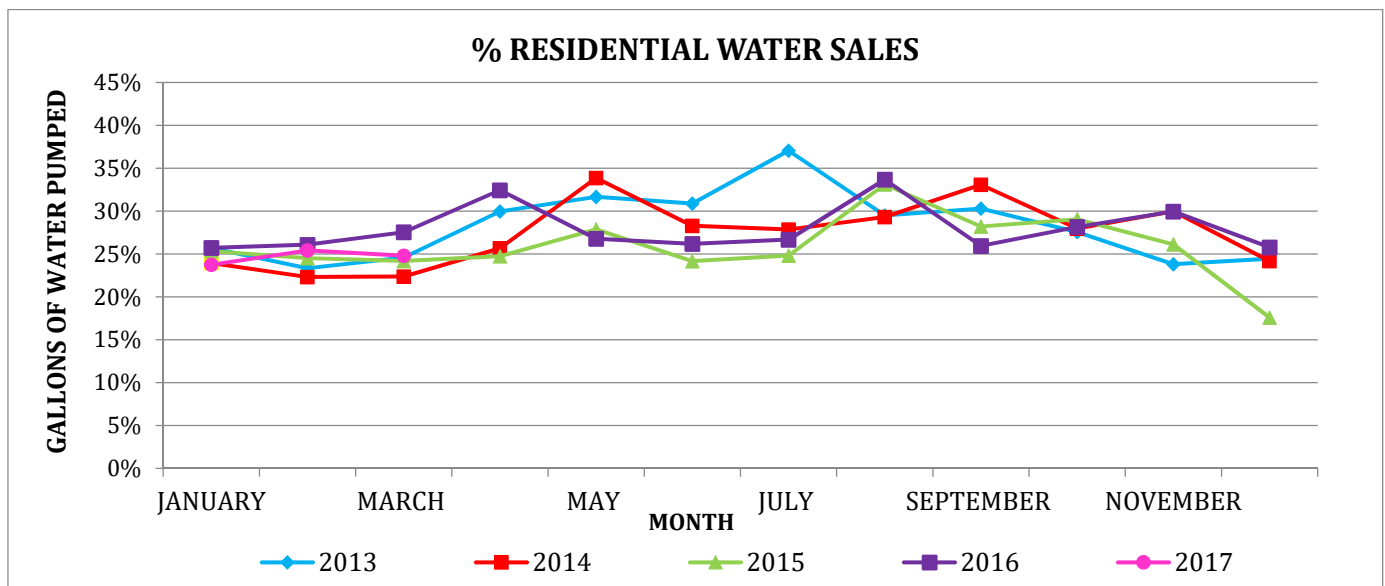
WATER & SEWER

Water and sewer data is reported on monthly reports as calendar months except for the average residential water use and the water loss data which are reported for the billing month as these data points are based on use data which is only available on a billing month cycle. Data reported with the utility billing report is reported as a billing month.

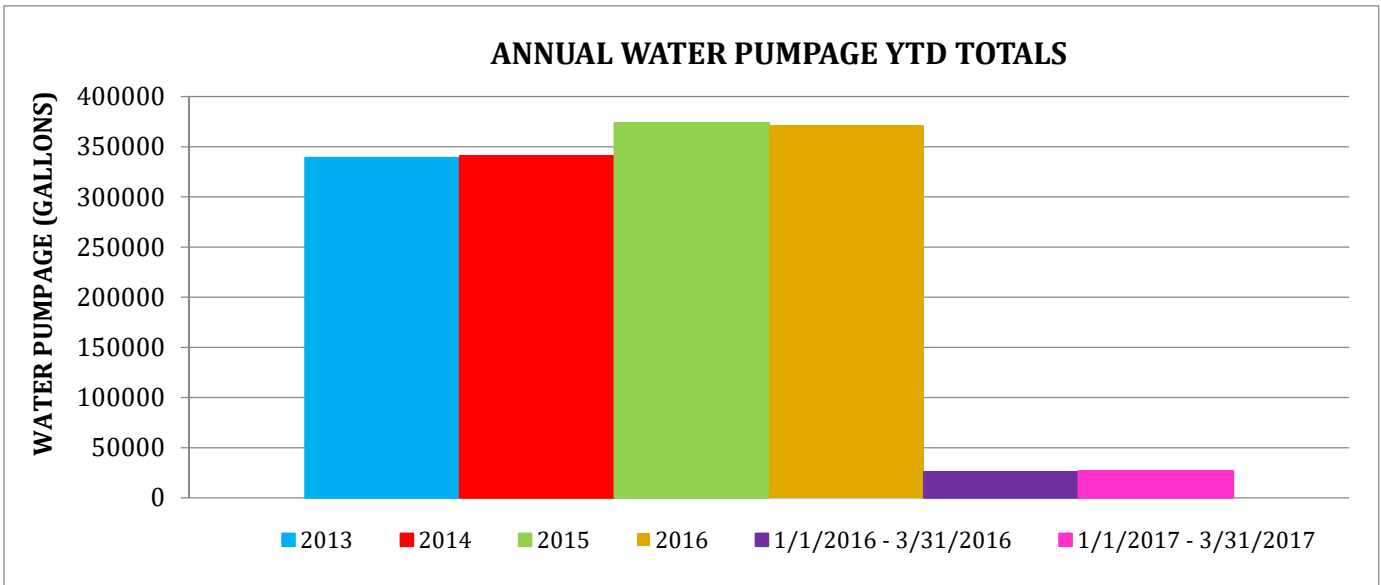
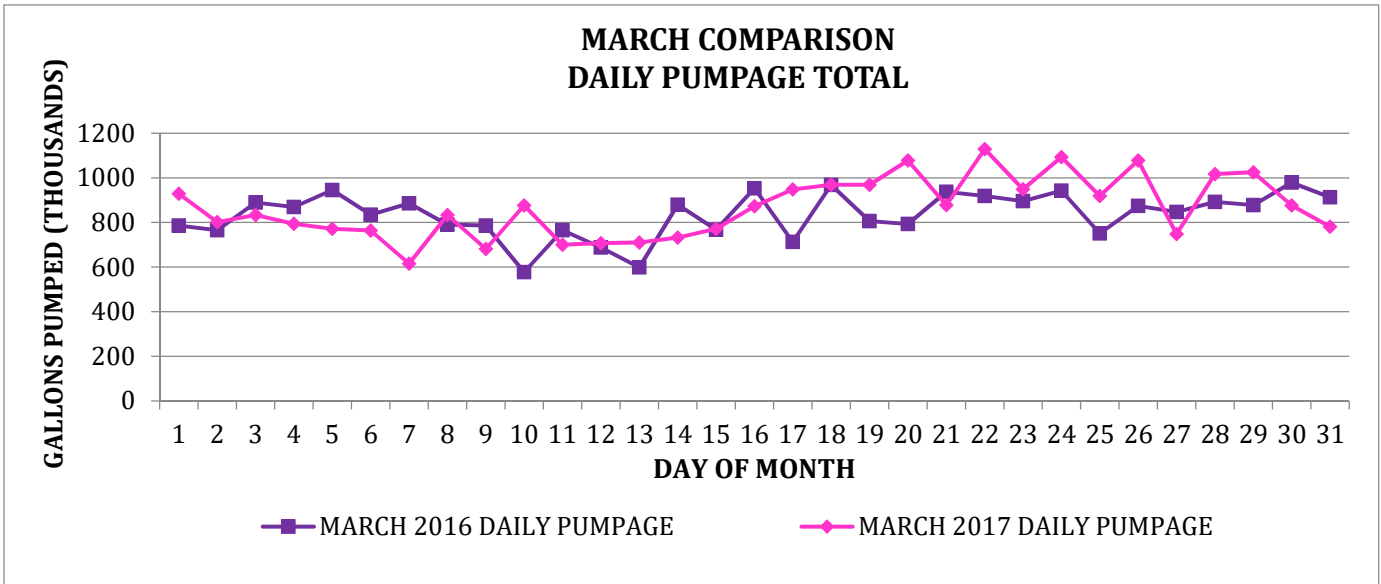
Groundwater production for the calendar month of March was approximately 26.85 million gallons with an average daily use of 866,000 gallons. The average residential water use for the billing month was 6,000 gallons. The next chart shows the average residential water use for each month compared to previous months.



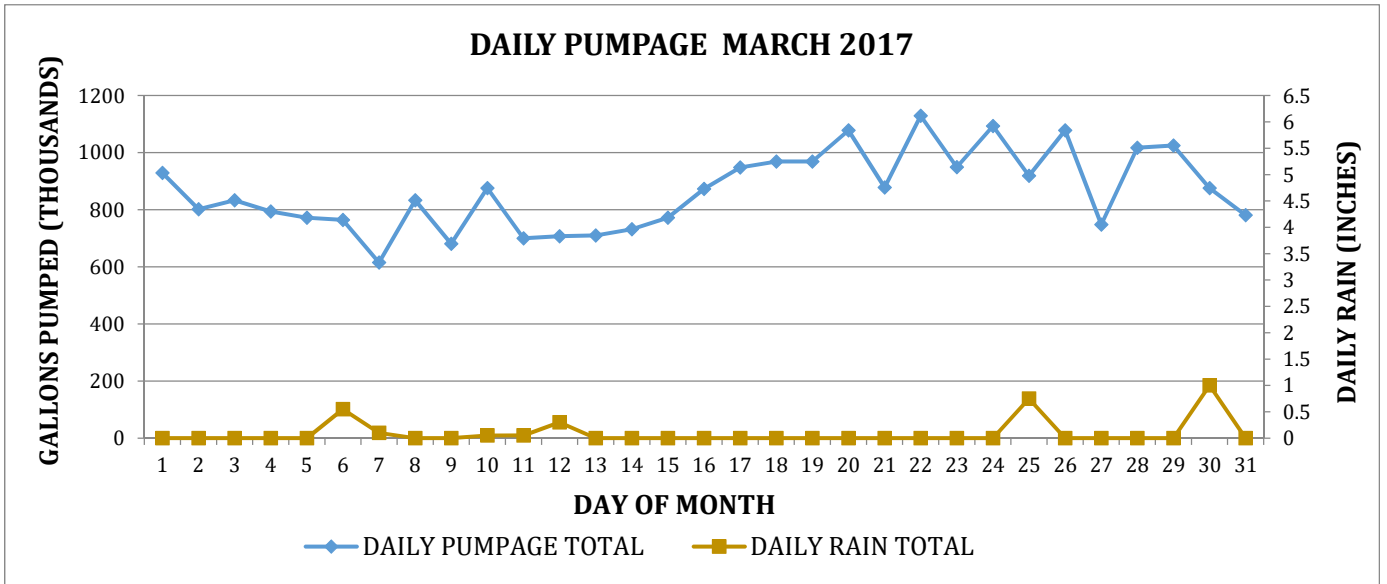
The chart below shows how much residential water sales have accounted for. In March 2016 residential water sales accounted for 27.54% of all water sales compared to 24.80% for the current month.



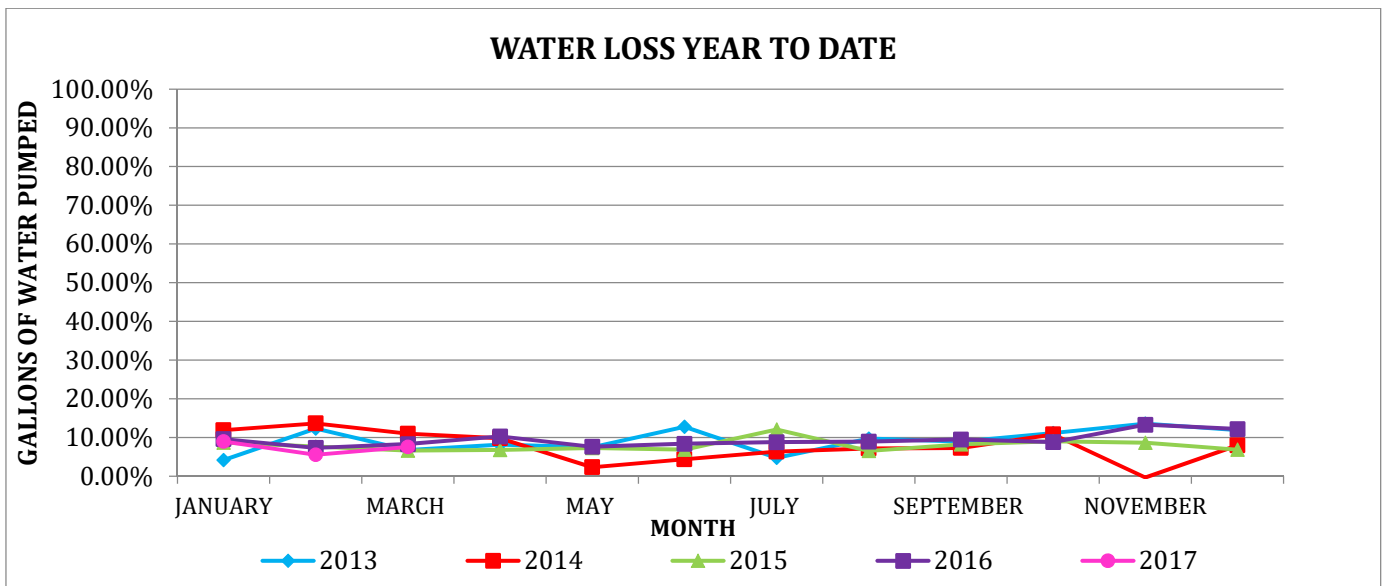
The next two charts show the daily pumpage data compared to previous years. Through March the City has pumped 26.9 million gallons of water this year. Last year during the same period the City pumped 25.9 million gallons.



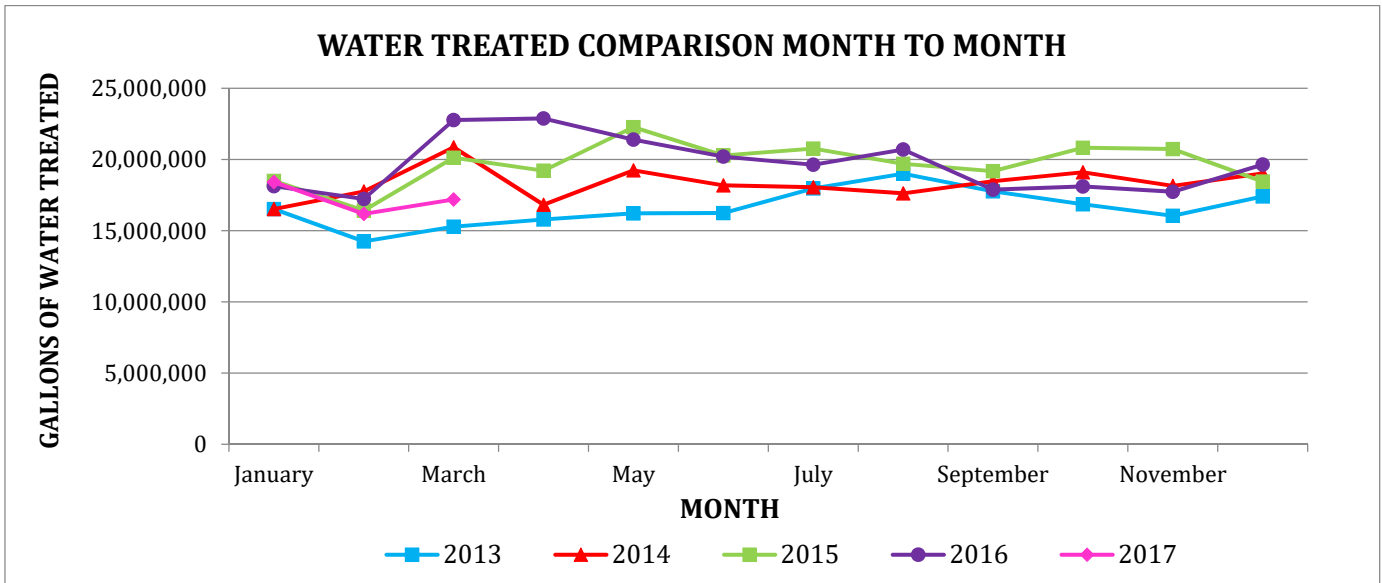
The next chart shows the daily pumpage compared with rain.



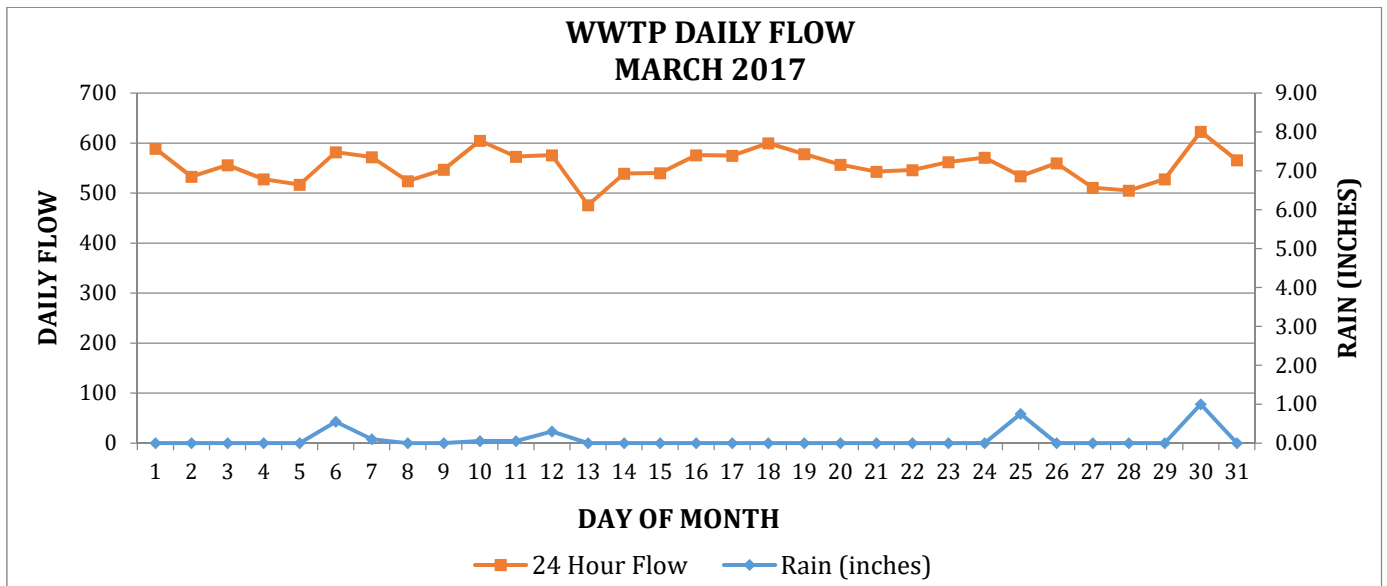
The water loss for the month of March was 7.57%. The chart below compares the loss rate to previous years.



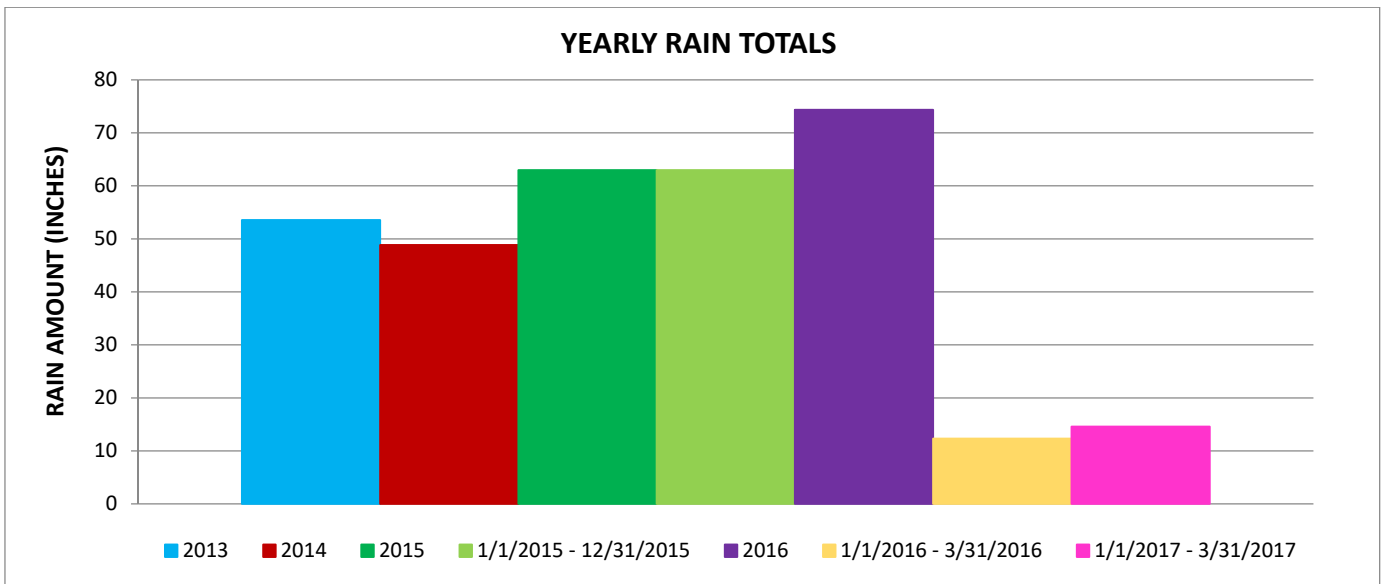
The next chart compares flow data at the wastewater treatment plant to previous years.



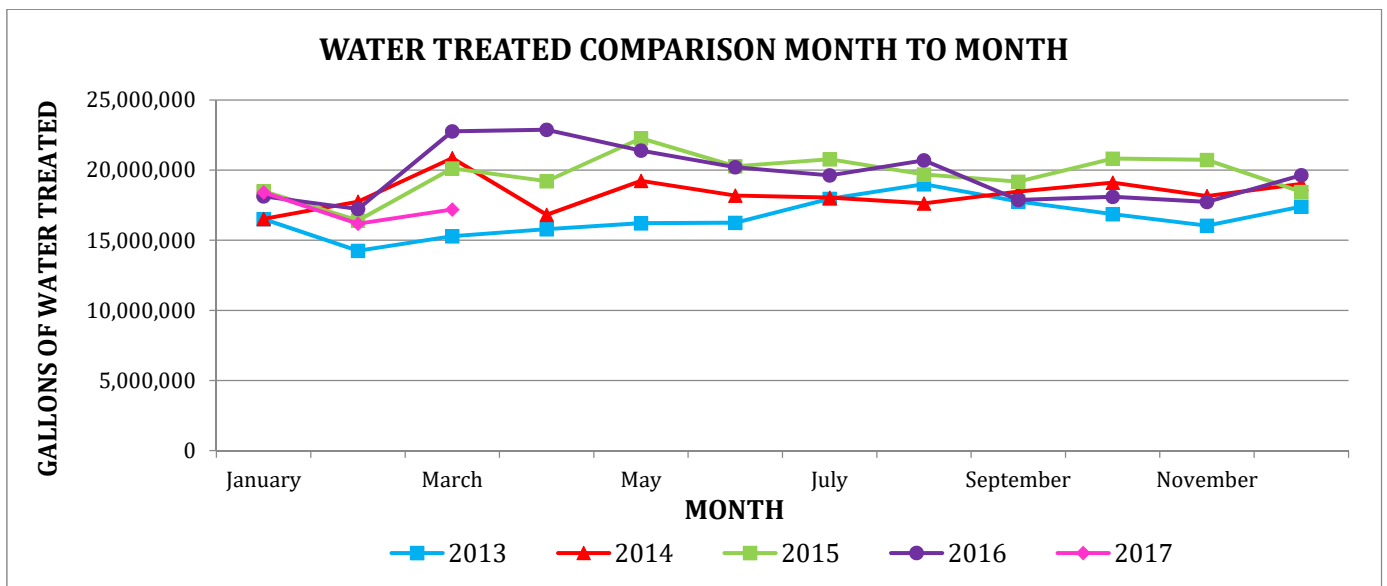
The City's wastewater treatment plant flowed 17.2 million gallons this month for an average of 554,677 gallons per day. Through the year, the City has treated 51,783 million gallons. The chart below shows the daily flow at the treatment plant and daily.



Through March 31st the City has registered 14.58 inches of rain at the treatment plant compared to 12.3 and 14.7 inches in previous years. The next chart summarizes rainfall from previous years.



The City “recovered” over 87.94 % of the water pumped at the treatment plant. The chart below compares the monthly percent recovery to previous years.



Our water system has been reviewed by TCEQ and rated to be a Superior water system.

WATER & SEWER AP REPORT

Fund: 600 – 50 - WATER / SEWER			Payment Dates 03/01/2017 - 03/31/2017	
Vendor Name	Payment Date	Payment Number	Description (Item)	Amount
CUMMINS SOUTHERN PLAINS	03/01/2017	4578	WELL #3-K010306854-ONAN-2.17.2017	\$ 269.00
CUMMINS SOUTHERN PLAINS	03/01/2017	4578	PARKGATE-H090020624-ONAN-2.17.2017	\$ 228.00
FORT BEND SERVICES INC.	03/01/2017	4586	BELT PRESS POLYMER-2.10.2017	\$ 1,367.10
THE WOODLANDS JOINT	03/01/2017	4607	SPRINKLER USAGE @ GUADALAJARA-FEB 2017	\$ 98.72
THE WOODLANDS JOINT	03/01/2017	4607	WATER/SEWER USAGE @ GUADALAJARA- FEB 2017	\$ 1,722.33
DXI INDUSTRIES, INC.	03/01/2017	4583	CHEMICALS FOR WP #2-2.13.2017	\$ 235.53
DXI INDUSTRIES, INC.	03/01/2017	4583	CHEMICALS FOR WP #3-2.13.2017	\$ 353.30
USA BLUEBOOK CUST	03/01/2017	4612	NEW AMMONIA TESTER - WWTP-FEB 2017	\$ 513.10
SPRINT WASTE SERVICES	03/01/2017	4605	SLUDGE HAULS-JANUARY 2017	\$ 6,300.00
MDN ENTERPRISES	03/01/2017	4593	16" MJ STD BOLT NUT & GSKT KIT-FEB 2017	\$ 140.00
MDN ENTERPRISES	03/01/2017	4593	16" DI MJ SLEEVES-FEB 2017	\$ 411.12
DXI INDUSTRIES, INC.	03/01/2017	4583	CHEMICALS FOR WWTP-2.17.2017	\$ 897.40
PITNEY BOWES PURCHASE	03/01/2017	4596	MONTHLY POSTAGE FOR W/S	\$ 0.92
HOME DEPOT CREDIT SERVICES	03/08/2017	4629	SUPPLIES FOR WWTP	\$ 206.50
CSA TECHNICAL LLC	03/08/2017	4627	BLOWER MOTOR REPAIR-WWTP	\$ 600.00
CITY OF CONROE FLEET	03/08/2017	4626	12-03 R/P MAINTENANCE-WS	\$ 58.57
CITY OF CONROE FLEET	03/08/2017	4626	WS-VEHICLE INSPECTIONS	\$ 25.50
AT & T CORP.	03/08/2017	4618	WS-VEHICLE INSPECTION UNIT 12-03	\$ 33.20
CENTERPOINT ENERGY	03/08/2017	4625	LANDLINE @ PARKGATE L/S FEB-MARCH 2017	\$ 21.27
FLEETTRAX, INC.	03/14/2017	4664	GAS SERVICE- DAVID MEMORIAL L/S 1/30-2/27	\$ 111.80
ALFA LAVAL INC.	03/14/2017	4655	P/W & W/S GPS AIRTIME MARCH 2017	\$ 1,200.00
AT & T CORP.	03/14/2017	4656	MARCH LANDLINE SERVICE @ THORNWOOD	\$ 88.14
GRAINGER, INC.	03/14/2017	4665	2 PORT MOISTURE RESISTANT PIGTAIL	\$ 97.50
VERIZON WIRELESS	03/14/2017	4674	1/24-2/23 WS AIRCARD FEE	\$ 39.99
VERIZON WIRELESS	03/14/2017	4674	1/24-2/23 WS CELLULAR PHONE USAGE-F.S &	\$ 250.90
VERIZON WIRELESS	03/14/2017	4674	1/24-2/23 WS SCADA AIRCARDS FEE	\$ 80.00
VERIZON WIRELESS	03/14/2017	4674	1/24-2/23 WS CELLULAR PHONE USAGE-	\$ 50.18
EASTEX ENVIRONMENTAL LAB	03/14/2017	4662	MONTHLY TESTING FEES	\$ 1,463.00
CENTERPOINT ENERGY	03/14/2017	4658	2016-2017 RESEARCH FOREST L/S-NAT GAS	\$ 21.27
CENTERPOINT ENERGY	03/14/2017	4658	2016-2017 THORNWOOD L/S-NAT GAS SERVICE	\$ 20.60
CENTERPOINT ENERGY	03/14/2017	4658	2016-2017 PINECROFT L/S-NAT GAS SERVICE	\$ 21.27
CENTERPOINT ENERGY	03/14/2017	4658	FEB 2017 PARKGATE L/S-NAT GAS SERVICE	\$ 19.95
COMCAST	03/14/2017	4660	FEB 2017 ALARM MONITORING-LS	\$ 245.91
DXI INDUSTRIES, INC.	03/14/2017	4661	FEB 2017 CHEMICALS FOR THE WATER PLANTS	\$ 367.50
VALERO MARKETING AND	03/14/2017	4673	FEB 2017 WS VEHICLE FUEL-UNLEADED	\$ 477.10
VALERO MARKETING AND	03/14/2017	4673	FEB 2017 WS VEHICLE FUEL-DIESEL	\$ 136.13
DXI INDUSTRIES, INC.	03/22/2017	4691	FEB 2017 CHEMICALS FOR THE WATER PLANTS	\$ 746.60
HACH COMPANY	03/22/2017	4692	FEB 2017 WWTP LAB SUPPLIES	\$ 269.68
PROGRESSIVE PUMPS	03/22/2017	4697	PUMP TO REPAIR THE BELT PRESS	\$ 1,145.70
TEXAS WATER UTILITIES ASSOC.	03/22/2017	4700	MEMBERSHIP RENEWAL FORM-WS	\$ 60.00
SPRINT WASTE SERVICES	03/22/2017	4699	FEB 2017 SLUDGE HAULS	\$ 5,850.00
WEISINGER INCORPORATED	03/22/2017	4701	CITGO CLARION FG 200 PUMP OIL-WWTP	\$ 1,570.00
CONSOLIDATED	03/22/2017	4687	3/11-4/10 WWTP PHONE & INTERNET SERVICE	\$ 102.71
RED THE UNIFORM TAILOR	03/29/2017	4737	WS UNIFORM SHIRTS R. PALACIOS	\$ 274.50
FORT BEND SERVICES INC.	03/29/2017	4723	MARCH 2017 BELT PRESS POLYMER	\$ 1,367.10
DXI INDUSTRIES, INC.	03/29/2017	4721	CHEMICALS FOR WATER PLANT #2 3/17/17	\$ 117.77
DXI INDUSTRIES, INC.	03/29/2017	4721	CHEMICALS FOR WWTP 3/17/17	\$ 117.77

DXI INDUSTRIES, INC.	03/29/2017	4721	CHEMICALS FOR WATER PLANT #2 3/17/17	\$ 353.30
DXI INDUSTRIES, INC.	03/29/2017	4721	CHEMICALS FOR WWTP 3/17/17	\$ 897.40
HACH COMPANY	03/29/2017	4725	WWTP LAB SUPPLIES	\$ 34.00
WOODLANDS JOINT POWERS	03/29/2017	4745	WATER-SEWER USAGE @ GUADALAJARA 2/17-3/20	\$ 2,296.77
WOODLANDS JOINT POWERS	03/29/2017	4745	SPRINKLER USAGE @ GUADALAJARA 2/17-3/20	\$ 126.14
BRANCH BANKING & TRUST CO.	03/29/2017	4708	TWUA SCHOOL REGISTRATION FEE - JPEART	\$ 340.00
AIR FILTERS, INC.	03/29/2017	4705	BLOWER FILTERS @ WWTP	\$ 389.96
BRANCH BANKING & TRUST CO.	03/29/2017	4708	W/S VEHICLE UNIT 12-03 REGISTRATION	\$ 14.56
ENTERGY	03/29/2017	4722	ELECTRIC USAGE-WS FEB 2017	\$ 15,601.65
			Fund: 600 - 50 - Water & Sewer Total:	49,848.41

UTILITY BILLING

The Utility Billing report showing various system totals is attached.

Utility Billing			
	March 2017	February 2017	Month-to-Month % Change
Total Active Customer/Accounts	1,202	1,202	0.0%
Number of New Customers	15	12	25%
Total Disconnects	12	12	0.0%
Total Deposits on File	\$102,263.42	\$102,788.42	-0.5%
Monthly Total On-Line Payments	281	247	13.8%
Auto Bank Draft Members	185	179	3.4%
Electronic Banking Bill Pay	268	237	13.1%
% Members Paying Electronically	61.1%	55.2%	10.7%
Deposit Refund	\$2,763.35	\$274.30	907.4%
Deposits Applied to Account Balances *	\$1,650.00	\$2,950.00	-44.1%
Total Account Closed	75	75	0.0%
Balance of Closed Accounts	\$29,059.42	\$28,457.20	2.1%
Total Past Due Balance	\$22,213.10	\$47,425.86	-53.2%
Late Fee Assessed	\$2,305.80	\$2,648.62	-12.9%

The City currently has 1002 residential water connections. This is a 17% increase since January 2013. There are currently 427 active recycling accounts. This is a 66% increase since January 2013. Over the past 12 months the City has added 4 recycling customers per month on average.

UTILITY BILLING AP REPORT

Fund: 600 - 51 – Utility Billing		Payment Dates 03/01/2017 - 03/31/2017		
Vendor Name	Payment Date	Payment Number	Description (Item)	Amount
PITNEY BOWES PURCHASE POWER	03/01/2017	4596	POSTAGE FOR DEPARTMENTS JAN-FEB 2017	\$ 615.25
PITNEY BOWES GLOBAL FIN. SRVS	03/08/2017	4642	POSTAGE MACHINE LEASE MARCH 2017	\$ 227.00
SKELTON BUSINESS EQUIPMENT	03/08/2017	4646	UTILITY BILLING PRINTER MAINT- FEB 2017	\$ 59.58
PITNEY BOWES PURCHASE POWER	03/29/2017	4736	POSTAGE FOR DEPARTMENTS 2/20-3/19	\$ 241.27
Fund: 600 - 51 – Utility Billing Total:				1,143.10

SUBMITTED BY: Joseph Peart

