



COUNCIL MONTHLY REPORT

DEPARTMENT: PUBLIC WORKS

MONTH: JANUARY 2017

PUBLIC WORKS

During January, Public Works staff responded to 58 requests for service submitted through the City's E-Gov software. Of those requests for service 5% were generated from outside City Hall.

Public Works staff ran the street sweeper four times in January. The table below records the debris recovered, diesel used, hours swept, and the volume of water used.

Date Swept	Diesel Used (gallons)	Hours Swept	Collected Amount (cubic yards)	Water Used (gallons)
1/5/2017	11	4	4	150
1/12/2017	7	2	6	150
1/20/2017	11	3	4	150
1/26/201	10	3	4	300
JANUARY	39	12	18	750

In January, there was one cut of the irrigated areas (those areas of the City with sprinkler systems), and one cut of the non-irrigated areas. Once a week BrightView's staff checks these areas and picks up any debris. Cuts were also made to the City's lift stations.

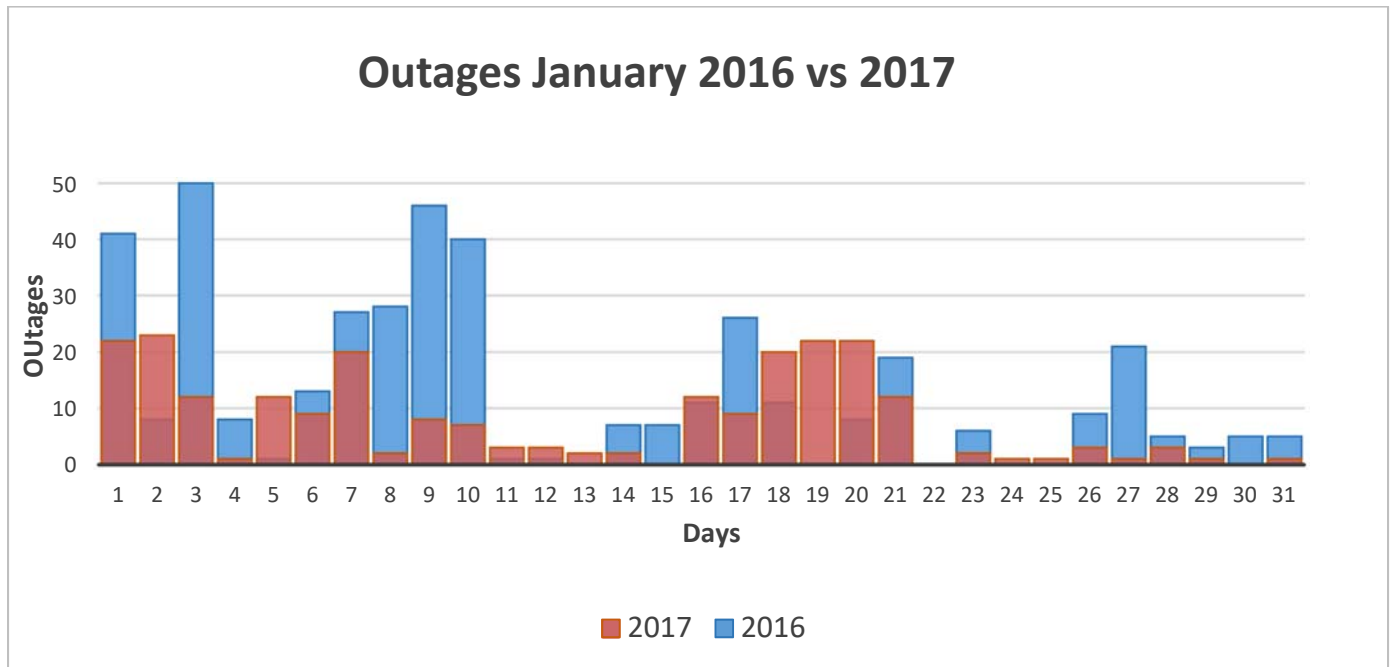
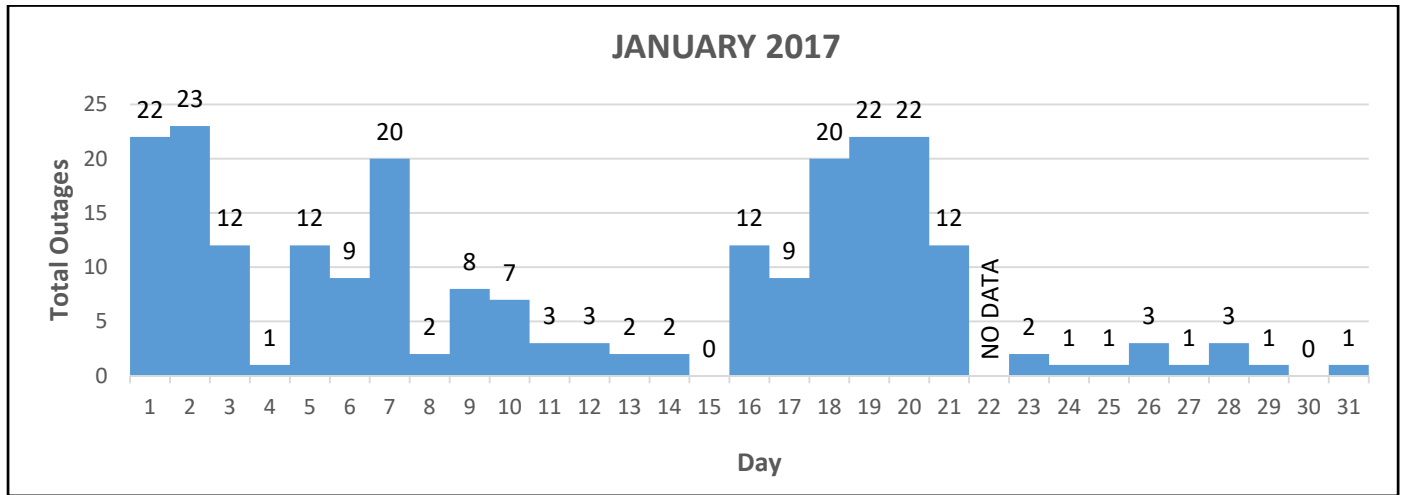
Public Works staff performs two checks of the City Parks during the weekdays and once on Saturday and Sunday. During the morning and afternoon checks, trash cans are emptied if needed, bathrooms are checked for cleanliness, and a general inspection is performed.

Solar streetlights were monitored during the month for outages, battery replacements, maintenance issues, and testing. The batteries recovered are those that showed a failure upon first testing when removed from the solar light, but staff was able to perform a 16V boost and recover some of the lost capacity.

SOLAR STREETLIGHT DATA

Item Monitored	Quantity
Average number of lights out per day	6.8
Number of lights with battery change outs	6
Number of batteries tested	192
Number of battery replaced (failures)	9
Number of batteries recovered	168
Number of controllers replaced	1
Number of fixtures replaced	0
Number of solar panels replaced	0
Number of drivers replaced	0
Number of wiring issues	4

Light outages are recorded when either the light does not come on during the night or the light goes out sometime during the night. The chart below shows the number of street light outages per day for the month. This represents the total number of lights out each day and does not identify specifically which lights are out.



PUBLIC WORKS, PARKS, POOL AP REPORT

Fund: 100 - 30 - Public Works			Payment Dates 01/01/2017 - 1/31/2017	
Vendor Name	Payment Date	Payment Number	Description (Item)	Amount
MEMORIAL HERMANN HOSPITAL	01/04/2017	4330	DRUG SCREENS-DVAUGHN	47.75
HOME DEPOT CREDIT SERVICES	01/04/2017	4325	LEAF RAKES	69.73
HOME DEPOT CREDIT SERVICES	01/04/2017	4325	SUPPLIES FOR PUBLIC WORKS	21.45
HOME DEPOT CREDIT SERVICES	01/04/2017	4325	PUBLIC WORKS SUPPLIES	39.90
HOME DEPOT CREDIT SERVICES	01/04/2017	4325	SUPPLIES FOR PUBLIC WORKS	170.22
OFFICE DEPOT CREDIT PLAN	01/04/2017	4336	OFFICE SUPPLIES	29.76
HOME DEPOT CREDIT SERVICES	01/04/2017	4325	FUSES FOR SOLAR LIGHT CHARGER	25.06
LIBERTY FIRE PROTECTION, INC	01/04/2017	4329	FIRE ALARM SERVICE CALL @ PW BLDG-DEC 2016	250.00
BIRCH COMMUNICATIONS, INC	01/04/2017	4315	FIRE ALARM LINE @ CITY HALL-12.18-1.17.17	88.62
ABC HOME &COMMERCIAL SRVCS	01/04/2017	4311	DEC 2016 MONTHLY PEST CONTROL	200.85
ORSACK PLUMBING CO	01/04/2017	4337	WATER HEATER REPAIR-GYM-12.8.2016	509.00
VERIZON WIRELESS	01/04/2017	4347	2016-2017 PW CELLULAR PHONE USAGE	200.92
VERIZON WIRELESS	01/04/2017	4347	2016-2017 PW AIRCARD FEES	39.99
CITY OF CONROE FLEET	01/11/2017	4354	PW VEHICLE INSPECTIONS-15-06 BUCKET TRUCK	7.00
DANIEL OFFICE PRODUCTS	01/11/2017	4359	2017 ERASEABLE WALL CALENDAR-PW	23.79
BATTERIES PLUS	01/11/2017	4351	SOLAR STREET LIGHT BATTERIES-JAN 2017	3,423.20
BATTERIES PLUS	01/11/2017	4351	BATTERY CHARGER-SOLAR STREET LIGHTS-JAN 2017	187.50
ORSACK PLUMBING CO	01/11/2017	4366	3 TANKLESS WATER HEATER CLEANING-PW BLDG-10-2016	1,208.50
PITNEY BOWES PURCHASE POWER	01/11/2017	4368	MONTHLY POSTAGE FOR P/W	0.93
AT & T CORP.	01/11/2017	4350	PW BLDG FIRE ALARM SERVICE LINES-12.23-1.22.17	115.48
CENTERPOINT ENERGY	01/11/2017	4352	DEC 2016 PW BLDG -NAT GAS SERVICE-12/2-1/4/17	48.37
DATAVOX, INC	01/18/2017	4379	DOOR LOCK REPAIR-PW BLDG-JAN 2017	332.51
LIBERTY FIRE PROTECTION, INC	01/18/2017	4389	CITY HALL - 5# DRY CHEMICAL FIRE EXT.	40.00
LIBERTY FIRE PROTECTION, INC	01/18/2017	4389	CITY HALL - 5# CO2 EXT-	210.00
LIBERTY FIRE PROTECTION, INC	01/18/2017	4389	CITY HALL FIRE EXT INSTALL	32.50
LIBERTY FIRE PROTECTION, INC	01/18/2017	4389	PW BLDG - 5# DRY CHEMICAL FIRE EXT	40.00
LIBERTY FIRE PROTECTION, INC	01/18/2017	4389	PW BLDG - 10# DRY CHEMICAL FIRE EXT-	65.00
LIBERTY FIRE PROTECTION, INC	01/18/2017	4389	PW BLDG - FIRE EXT INSTALL	32.50
FLEETTRAX, INC.	01/18/2017	4384	GPS MONTHLY AIRTIME-PW JAN 2017	139.75
BRANCH BANKING AND TRUST CO.	01/18/2017	4375	2016-2017 PW VEHICLE REGISTRATION	7.66
NORTHERN TOOL & EQUIPMENT	01/18/2017	4390	HONDA SUITCASE GEN & WARR-SOLAR LIGHTS-JAN 2017	1,286.96
BRANCH BANKING AND TRUST CO.	01/18/2017	4375	CITY HALL SUPPLIES	18.97
ENTERGY	01/18/2017	4383	DEC 2016 ELECTRIC USAGE-PNR	1,932.78
ENTERGY	01/18/2017	4383	ELECTRIC USAGE-PW BLDG DEC 2016	918.42
ENTERGY	01/18/2017	4383	ELECTRIC USAGE @ CITY HALL DEC 2016	3,997.33
VALERO MARKETING AND SUPPLY CO.	01/18/2017	4403	VEHICLE FUEL	71.25
BUCKEYE CLEANING CENTER	01/25/2017	4415	MULTI FOLD TOWELS-1.9.2017	96.00
BUCKEYE CLEANING CENTER	01/25/2017	4415	TOILET PAPER-1.9.2017	160.00
BUCKEYE CLEANING CENTER	01/25/2017	4415	KITCHEN TOWELS-1.9.2017	87.00
DOG WASTE DEPOT	01/25/2017	4422	PET WASTE BAGS-PW-JAN 2017	156.00
BIRCH COMMUNICATIONS, INC	01/25/2017	4412	FIRE ALARM LINE @ CITY HALL-JAN 2017	89.62
SKELTON BUSINESS EQUIPMENT	01/25/2017	4436	DEC 2016 PW COPIER MAINT. AGREEMENT	221.47
BATTERIES PLUS	01/25/2017	4411	BATTERIES FOR SOLAR LIGHTS-JAN 2017	2,893.20
BATTERIES PLUS	01/25/2017	4411	SOLAR LIGHT BATTERY CORE EXCG	530.00
DEPENDABLE KLEENING SERVICE	01/25/2017	4421	JAN 2017 OFFICE CLEANING SERVICE	3,642.83
			Function 30 - Public Works Total:	23,709.77

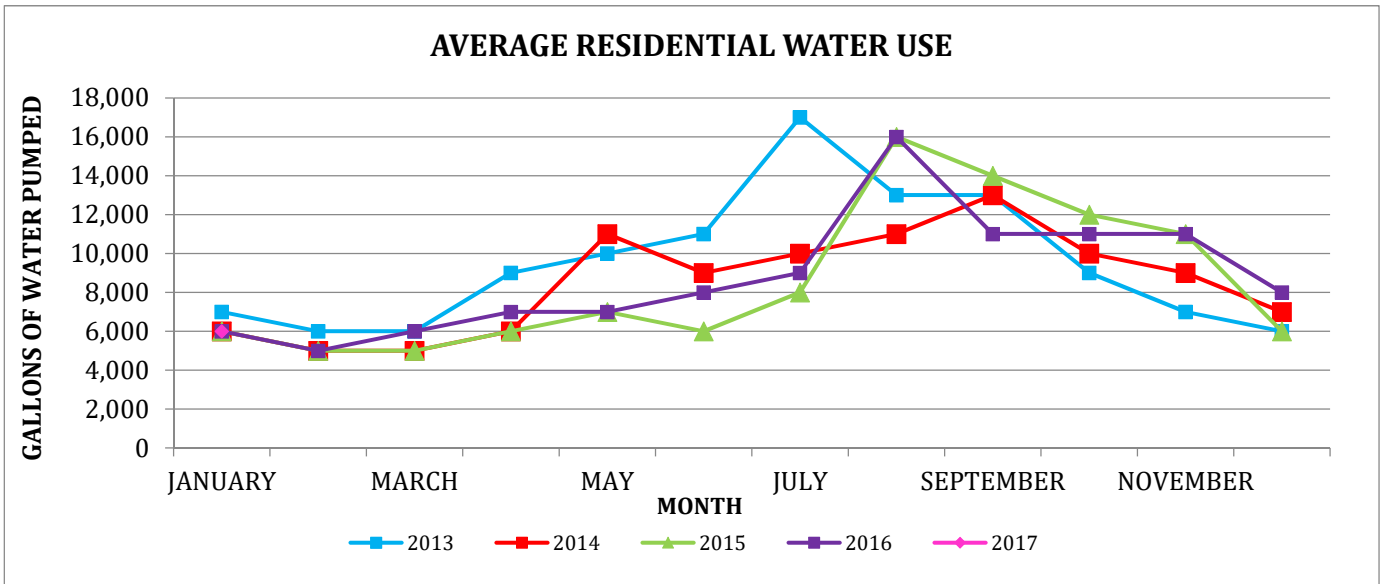
Fund: 100 - 31 - Swimming Pool			Payment Dates 01/01/2017 - 1/31/2017	
Vendor Name	Payment Date	Payment Number	Description (Item)	Amount
VERIZON WIRELESS	01/04/2017	4347	2016-2017 POOL- CELLULAR PHONE USAGE	50.23
AT & T CORP.	01/11/2017	4350	POOL LAND & INTERNET LINE SERVICE-12.23-1.22.17	147.07
CENTERPOINT ENERGY	01/11/2017	4352	DEC 2016 POOL-NAT GAS SERVICE	18.94
LIBERTY FIRE PROTECTION, INC	01/18/2017	4389	5# DRY CHEMICAL FIRE EXT	80.00
LIBERTY FIRE PROTECTION, INC	01/18/2017	4389	FIRE EXT INSTALL	32.50
ENERGY	01/18/2017	4383	DEC 2016 ELECTRIC USAGE-POOL	589.13
WOODLANDS SCREEN PRINTING, LLC	01/25/2017	4447	POLAR BEAR PLUNGE TSHIRTS-JAN 2017	447.50
			Fund: 100 - 31 - Swimming Pool Total:	1365.37

Fund: 100 - 32 - Parks			Payment Dates 01/01/2017 - 1/31/2017	
Vendor Name	Payment Date	Payment Number	Description (Item)	Amount
KRAFTSMAN, LP	01/04/2017	4327	SPLINE HANDLES-PLAYGROUND EQUIP REPAIR	55.43
KRAFTSMAN, LP	01/04/2017	4327	3/8" - 16 X 1.5 BOLT-PLAYGRD EQUIP REPAIR	18.47
HOME DEPOT CREDIT SERVICES	01/04/2017	4325	HALF FENCE UNDER PAVILION @ PARK	147.44
AT & T CORP.	01/04/2017	4314	FIRE ALARM LINES @ PARK-12.13-1.12.17	167.29
ENERGY	01/18/2017	4383	ELECTRIC USAGE-CITY PARK JAN 2017	498.77
ENERGY	01/18/2017	4383	ELECTRIC USAGE-TODDLER PARK JAN 2017	45.79
DOG WASTE DEPOT	01/25/2017	4422	PET WASTE BAGS-PARK	156.00
			Fund: 100 - 32 - Parks Total:	1,089.19

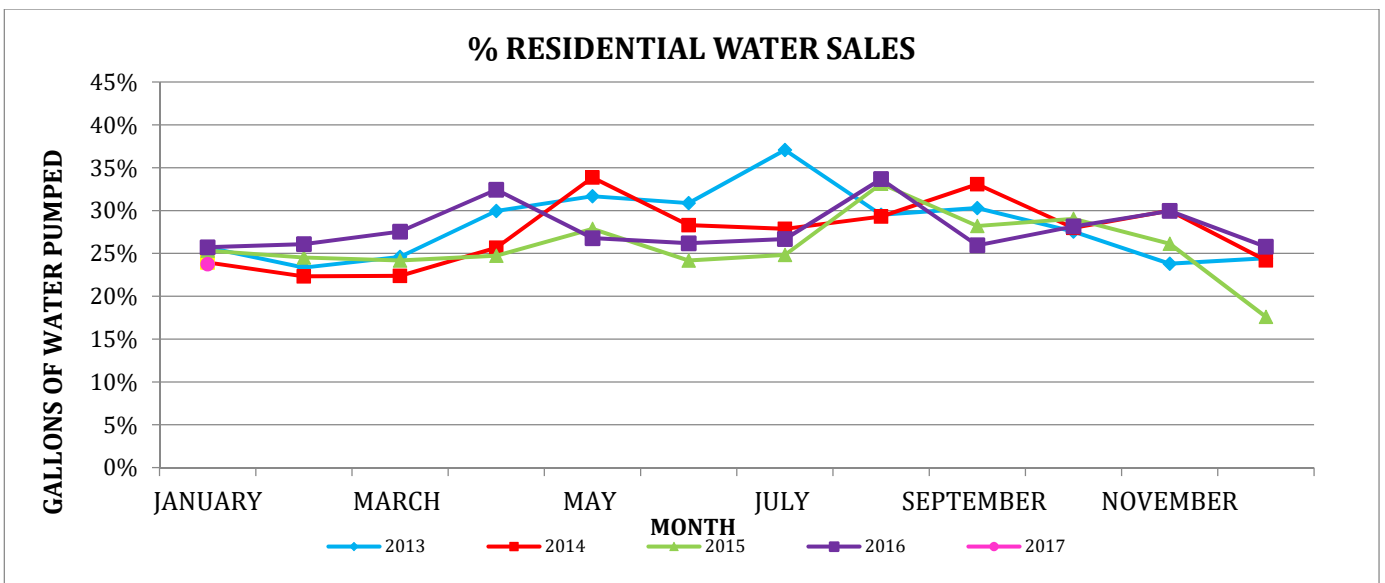
WATER & SEWER

Water and sewer data is reported on monthly reports as calendar months except for the average residential water use and the water loss data which are reported for the billing month as these data points are based on use data which is only available on a billing month cycle. Data reported with the utility billing report is reported as a billing month.

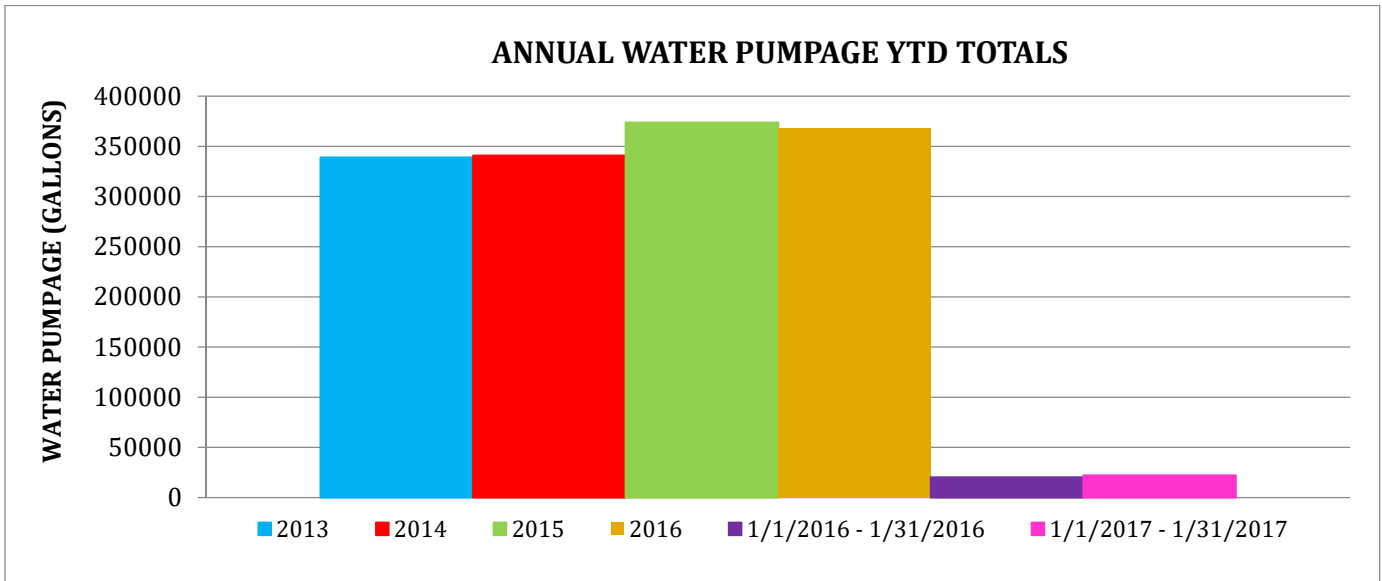
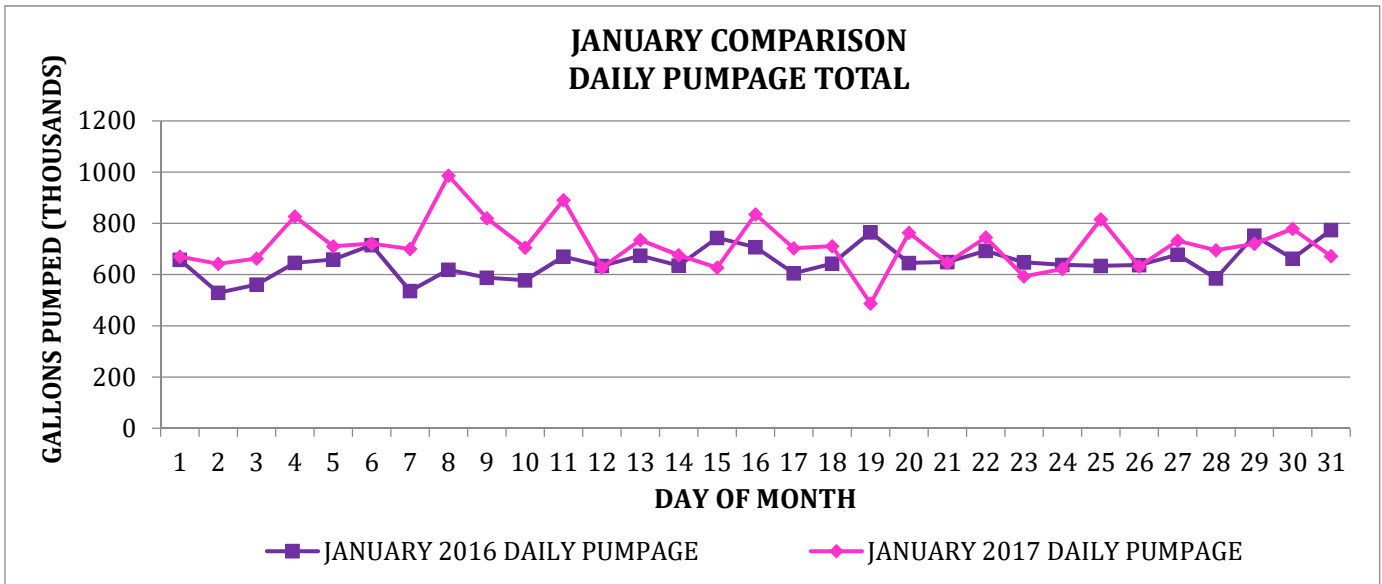
Groundwater production for the calendar month of January was approximately 22.15 million gallons with an average daily use of 82,000 gallons. The average residential water use for the billing month was 6,000 gallons. The next chart shows the average residential water use for each month compared to previous months.



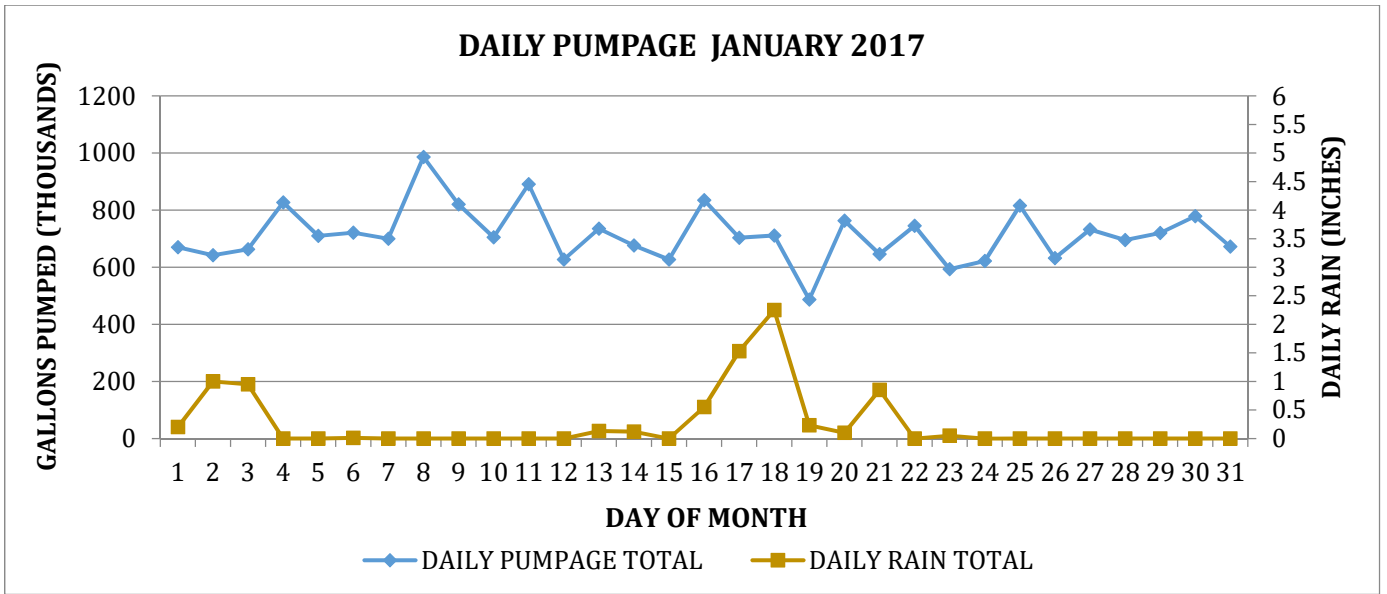
The chart below shows how much residential water sales have accounted for. In January 2016 residential water sales accounted for 25.71% of all water sales compared to 23.74% for the current month.



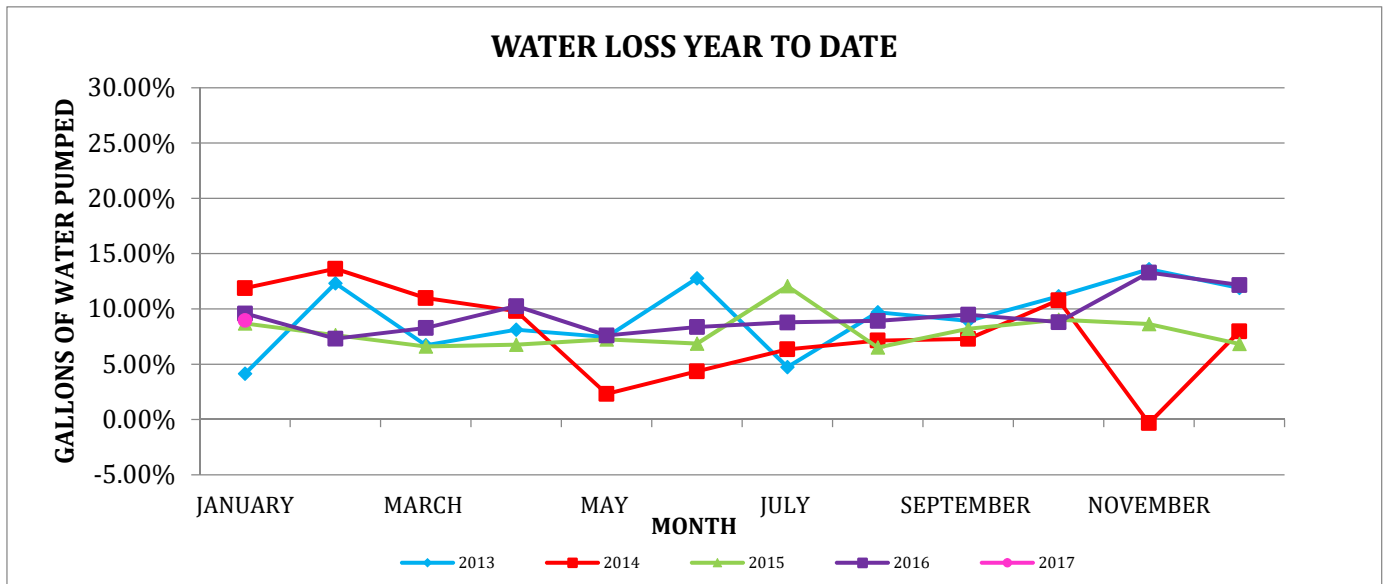
The next two charts show the daily pumpage data compared to previous years. Through January the City has pumped 22.2 million gallons of water this year. Last year during the same period the City pumped 20.2 million gallons.



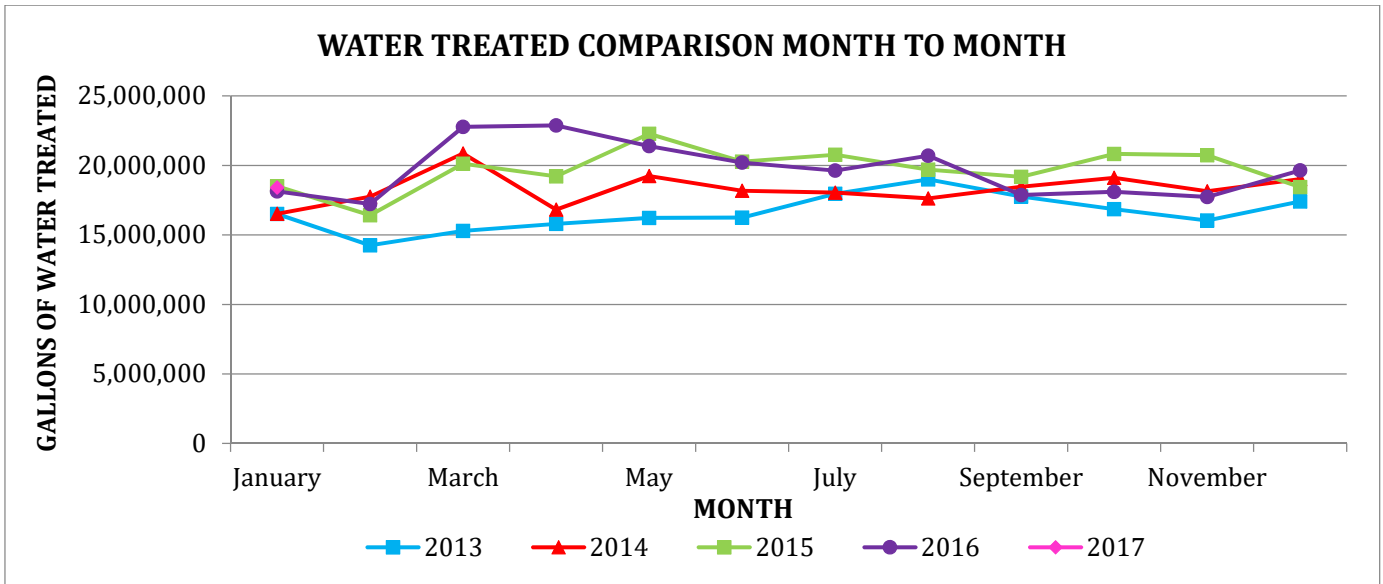
The next chart shows the daily pumpage compared with rain.



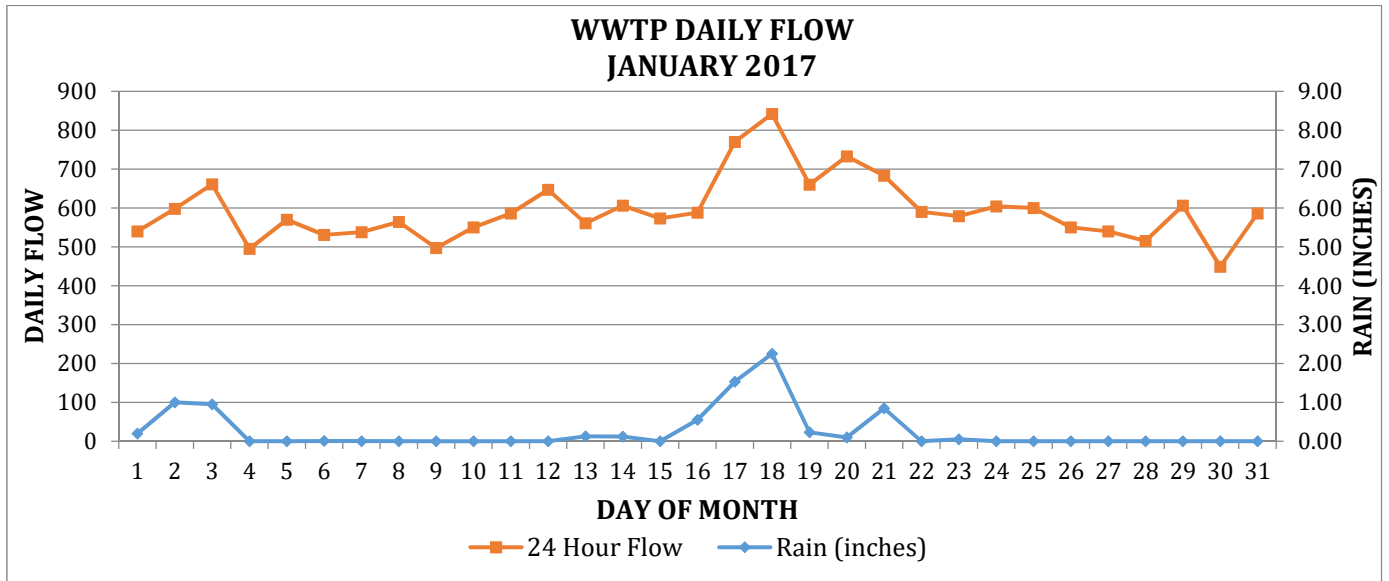
The water loss for the month of January was 8.96%. The chart below compares the loss rate to previous years.



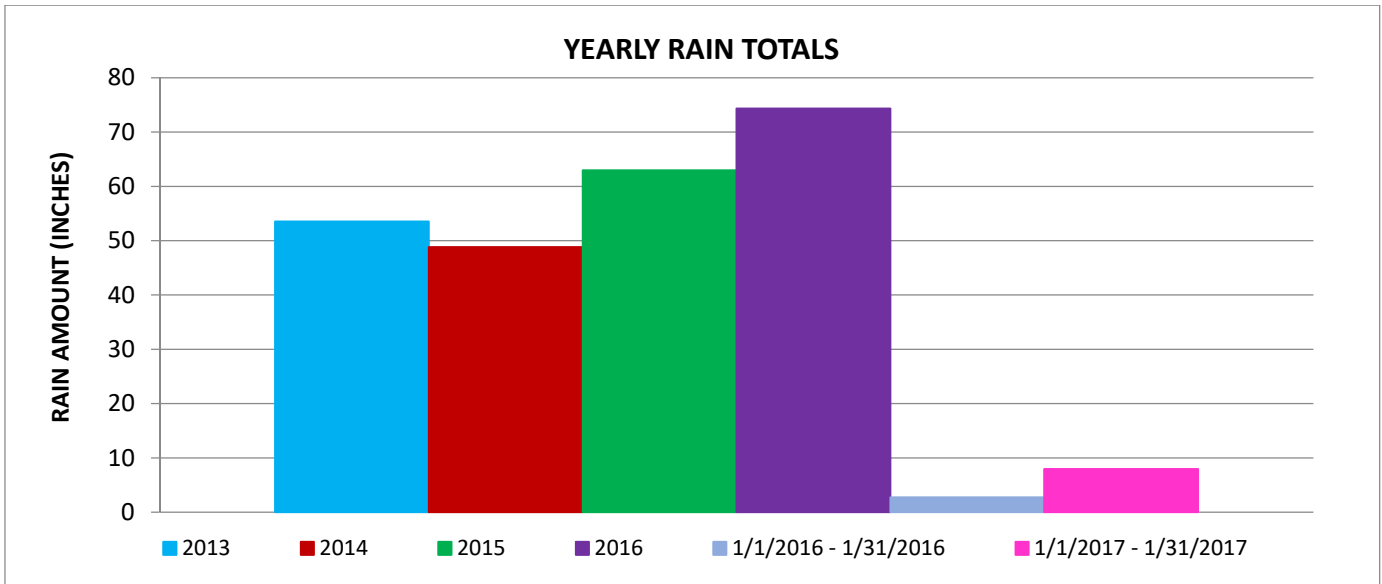
The next chart compares flow data at the wastewater treatment plant to previous years.



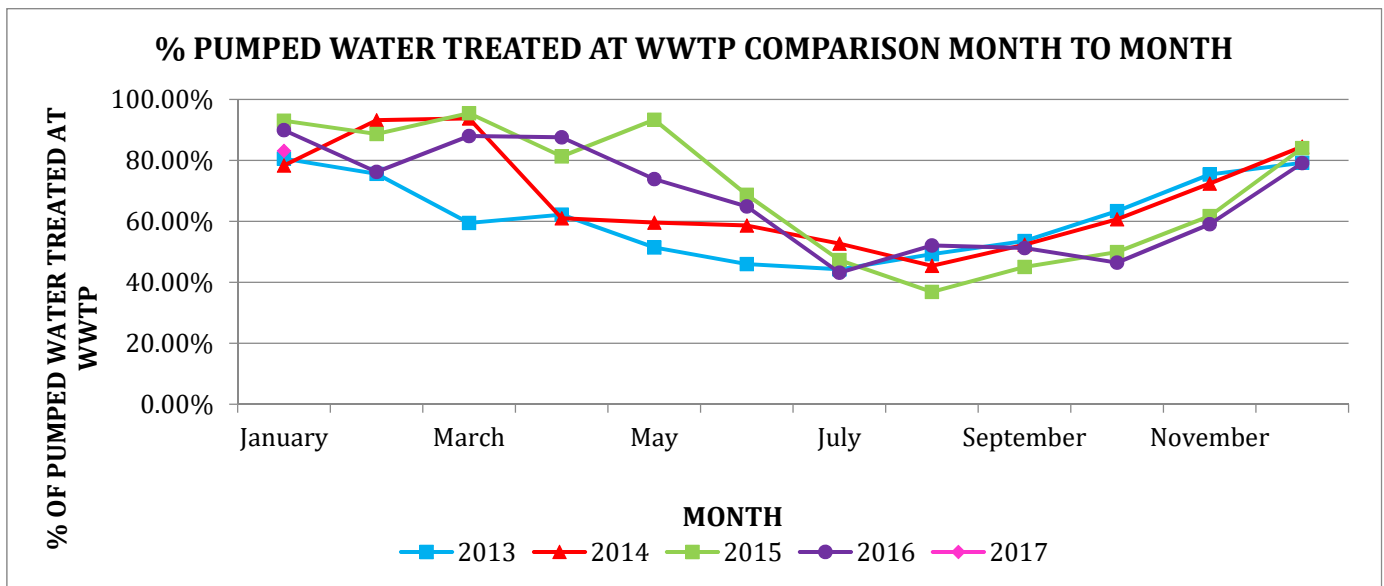
The City's wastewater treatment plant flowed 18.4 million gallons this month for an average of 593,935 gallons per day. Through the year, the City has treated 18,412 million gallons. The chart below shows the daily flow at the treatment plant and daily.



Through January 31st the City has registered 7.97 inches of rain at the treatment plant compared to 2.73 and 4.61 inches in previous years. The next chart summarizes rainfall from previous years.



The City “recovered” over 83.16 % of the water pumped at the treatment plant. The chart below compares the monthly percent recovery to previous years.



Our water system has been reviewed by TCEQ and rated to be a Superior water system.

WATER & SEWER AP REPORT

Fund: 600 – 50 - WATER / SEWER			Payment Dates 01/01/2017 - 1/31/2017	
Vendor Name	Payment Date	Payment Number	Description (Item)	Amount
DXI INDUSTRIES, INC.	01/04/2017	4324	CHEMICALS FOR THE WWTP-11.9.2016	897.40
DXI INDUSTRIES, INC.	01/04/2017	4324	CHEMICALS FOR THE WP #2-12.14.2016	235.53
DXI INDUSTRIES, INC.	01/04/2017	4324	CHEMICALS FOR THE WP #3-12.14.2016	471.06
DXI INDUSTRIES, INC.	01/04/2017	4324	CHEMICALS FOR THE WWTP-12.15.2016	746.60
DXI INDUSTRIES, INC.	01/04/2017	4324	CHEMICALS FOR THE WWTP-12.21.2016	897.40
THE WOODLANDS JOINT POWERS	01/04/2017	4344	SPRINKLER USAGE @ GUADALAJARA-11.17-2.19.2016	279.70
THE WOODLANDS JOINT POWERS	01/04/2017	4344	WATER/SEWER USAGE @ GUADALAJARA-11.17-2.19.2016	2,573.12
HOME DEPOT CREDIT SERVICES	01/04/2017	4325	TOOLS FOR AMR	68.87
MEMORIAL HERMANN HOSPITAL	01/04/2017	4330	DRUG SCREENS-CYOUNG	47.75
VERIZON WIRELESS	01/04/2017	4347	2016-2017 WS CELLULAR PHONE USAGE-DIRECTOR	50.23
VERIZON WIRELESS	01/04/2017	4347	2016-2017 WS CELLULAR PHONE USAGE-F.S & OPER	134.43
VERIZON WIRELESS	01/04/2017	4347	2016-2017 WS AIRCARD FEE	40.05
VERIZON WIRELESS	01/04/2017	4347	2016-2017 WS SCADA AIRCARDS FEE	79.98
TCEQ	01/04/2017	4340	STORMWATER PERMIT-TXR05CQ76-FY17	200.00
TCEQ	01/04/2017	4340	STORMWATER PERMIT-TXR040614 - FY17	100.00
HOME DEPOT CREDIT SERVICES	01/04/2017	4325	DBYN-600 NUT WIRE CONNECTOR- 100 PK	98.00
CSA TECHNICAL LLC	01/11/2017	4357	SELF PRIMING PUMP REBUILD-WWTP-JAN 2017	2,463.80
DANIEL OFFICE PRODUCTS	01/11/2017	4359	CLEAR MAILING LABELS	20.07
PITNEY BOWES PURCHASE POWER	01/11/2017	4368	MONTHLY POSTAGE FOR W/S	14.81
AT & T CORP.	01/11/2017	4350	JAN 2017 LANDLINE SERV @ PARKGATE-12.23-1.22.17	33.23
AT & T CORP.	01/11/2017	4350	JAN 2017 LANDLINE SERV @ THORNWOOD-12.23-1.22.1	88.17
COMCAST	01/11/2017	4355	JAN 2017 ALARM MONITORING-LS-1.1-1.31.2017	245.91
CENTERPOINT ENERGY	01/11/2017	4352	DEC 2016 DAVID MEM. LIFT STATION-NAT GAS	21.69
CENTERPOINT ENERGY	01/11/2017	4352	DEC 2016 PINECROFT LIFT STATION-NAT GAS	20.66
CENTERPOINT ENERGY	01/11/2017	4352	DEC 2016 RESEARCH FOREST LIFT STATION-NAT GAS	21.33
CENTERPOINT ENERGY	01/11/2017	4352	DEC 2016 PARKGATE LIFT STATION-NAT GAS	19.97
CENTERPOINT ENERGY	01/11/2017	4352	DEC 2016 THORNWOOD LIFT STATION-NAT GAS	19.97
HACH COMPANY	01/18/2017	4386	DEC 2016 WWTP LAB SUPPLIES	585.97
PRESCOTT CONTROL SOULTIONS	01/18/2017	4391	TRANSDUCER REPAIR - COLD WEATHER-JAN 3, 2017	1,512.50
KENTECH INC	01/18/2017	4387	CONTROLLER FOR 60W GENERAC GENRTR-JAN 2017	2,420.00
KENTECH INC	01/18/2017	4387	CONTROLLER INSTALLATION-JAN 2017	480.00
FLEETTRAX, INC.	01/18/2017	4384	GPS MONTHLY AIRTIME-WS JAN 2017	111.80
LESLIES POOL MART	01/18/2017	4388	100LB POWER PODER GRANS-WWTP-JAN 2017	553.47
BRANCH BANKING AND TRUST CO.	01/18/2017	4375	OPERATOR LICENSE RENEWAL - CYOUNG	111.00
EASTEX ENVIRONMENTAL LAB INC	01/18/2017	4382	DEC 2016 MONTHLY WATER TESTING FEES	1,654.00
DXI INDUSTRIES, INC.	01/18/2017	4381	CHEMICALS CONTAINER RENTALS @ WWTP-DEC 2016	405.00
ENTERGY	01/18/2017	4383	ELECTRIC USAGE-WS DEC 2016	15,752.29
VALERO MARKETING AND SUPPLY CO.	01/18/2017	4403	2016-2017 WS VEHICLE FUEL-DIESEL	114.71
VALERO MARKETING AND SUPPLY CO.	01/18/2017	4403	2016-2017 WS VEHICLE FUEL-UNLEADED	474.10
DXI INDUSTRIES, INC.	01/25/2017	4423	CHEMICALS FOR THE WWTP-1.9.2017	1,644.00
DXI INDUSTRIES, INC.	01/25/2017	4423	CHEMICALS FOR THE WATER PLANT #2-1.12.2017	235.53
DXI INDUSTRIES, INC.	01/25/2017	4423	CHEMICALS FOR THE WATER PLANT #3-1.12.2017	353.30
SPRINT WASTE SERVICES	01/25/2017	4438	SLUDGE HAULS DEC 2016	3,700.00
PINNACLE PUMPING SERVICES, LLC	01/25/2017	4433	2016 ANNUAL LIFT STATION CLEAN-ED ENGLISH	1,575.00
PINNACLE PUMPING SERVICES, LLC	01/25/2017	4433	2016 ANNUAL LIFT STATION CLEAN-THORNWOOD	735.00
PINNACLE PUMPING SERVICES, LLC	01/25/2017	4433	2016 ANNUAL LIFT STATION CLEAN-RESEARCH FOREST	735.00

PINNACLE PUMPING SERVICES, LLC	01/25/2017	4433	2016 ANNUAL LIFT STATION CLEAN-NTB	535.00
PINNACLE PUMPING SERVICES, LLC	01/25/2017	4433	2016 ANNUAL LIFT STATION CLEAN-PINECROFT	735.00
PINNACLE PUMPING SERVICES, LLC	01/25/2017	4433	2016 ANNUAL LIFT STATION CLEAN-PARKGATE	635.00
PINNACLE PUMPING SERVICES, LLC	01/25/2017	4433	2016 ANNUAL LIFT STATION CLEAN-ED ENGLISH-SCUM PIT	1,521.00
PINNACLE PUMPING SERVICES, LLC	01/25/2017	4433	2016 ANNUAL LIFT STATION CLEAN-DAVID MEMORIAL	635.00
CONSOLIDATED COMMUNICATIONS	01/25/2017	4419	JAN 2017 WWTP PHONE & INTERNET SERVICE	102.71
			Fund: 600 - 50 - Water & Sewer Total:	47,206.11

UTILITY BILLING

In January Utility Billing responsibilities were shifted to Public Works. The Utility Billing report showing various system totals is attached.

Utility Billing			
	January 2017	December 2016	Month-to-Month % Change
Total Active Customer/Accounts	1,190	1,160	-2.5%
Number of New Customers	23	18	-21.7%
Total Disconnects	9	39	333.3%
Total Deposits on File	\$103,188.42	\$100,158.20	-2.9%
Monthly Total On-Line Payments	250	228	-8.8%
Auto Bank Draft Members	177	181	2.3%
Electronic Banking Bill Pay	237	227	-4.2%
% Members Paying Electronically	55.8%	54.8%	-1.7%
Deposit Refund	945.71	\$9,364.62	890.2%
Deposits Applied to Account Balances	\$2,198.35	\$5,144.14	134.0%
Total Account Closed	69	71	2.9%
Balance of Closed Accounts	\$20,391.30	\$21,615.14	6.0%
Total Past Due Balance	\$47,029.41	\$36,083.85	-23.3%
Late Fee Assessed	\$3,813.94	\$3,158.01	-17.2%

The City currently has 997 residential water connections. This is a 17% increase since January 2013. There are currently 420 active recycling accounts. This is a 64% increase since January 2013. Over the past 12 months the City has added 4 recycling customers per month on average.

UTILITY BILLING AP REPORT

Fund: 600 - 51 – Utility Billing		Payment Dates 01/01/2017 - 1/31/2017		
Vendor Name	Payment Date	Payment Number	Description (Item)	Amount
TYLER TECH	01/11/2017	4374	MONTHLY ONLINE BILL PAY FEES FOR UB	896.25
DANIEL OFFICE PRODUCTS	01/11/2017	4359	MAILING LABELS FOR UB	29.90
PITNEY BOWES GLOBAL FIN. SRVS LLC	01/11/2017	4367	10/16-9/17 MONTHLY POSTAGE MACHINE LEASE	227.00
PITNEY BOWES PURCHASE POWER	01/11/2017	4368	MONTHLY POSTAGE FOR UB (REG MAIL/CERTIFIED)	851.12
SKELTON BUSINESS EQUIPMENT	01/18/2017	4397	DEC 2016 UB PRINTER MAINTENANCE AGREEMENT	59.88
PRINTING PLUS	01/18/2017	4392	FOLDING AND STUFFING INSERTS-DEC 2016	35.00
Fund: 600 - 51 – Utility Billing Total:				2,099.15

SUBMITTED BY: Joseph Peart

