



# COUNCIL MONTHLY REPORT

DEPARTMENT: PUBLIC WORKS

MONTH: FEBRUARY 2017

## PUBLIC WORKS

During February, Public Works staff responded to 36 requests for service submitted through the City’s E-Gov software. Of those requests for service 2% were generated from outside City Hall.

Public Works staff ran the street sweeper four times in February. The table below records the debris recovered, diesel used, hours swept, and the volume of water used.

Date Swept	Diesel Used (gallons)	Hours Swept	Collected Amount (cubic yards)	Water Used (gallons)
2/02/2017	9	3	4	150
2/09/2017	11	3	4	150
2/15/2017	10	4	4	150
2/23/2017	9	3	4	150
<b>FEBRUARY</b>	<b>39</b>	<b>13</b>	<b>16</b>	<b>60</b>

In February, there was three cut of the irrigated areas (those areas of the City with sprinkler systems), and one cut of the non-irrigated areas. Once a week BrightView’s staff checks these areas and picks up any debris. Cuts were also made to the City’s lift stations.

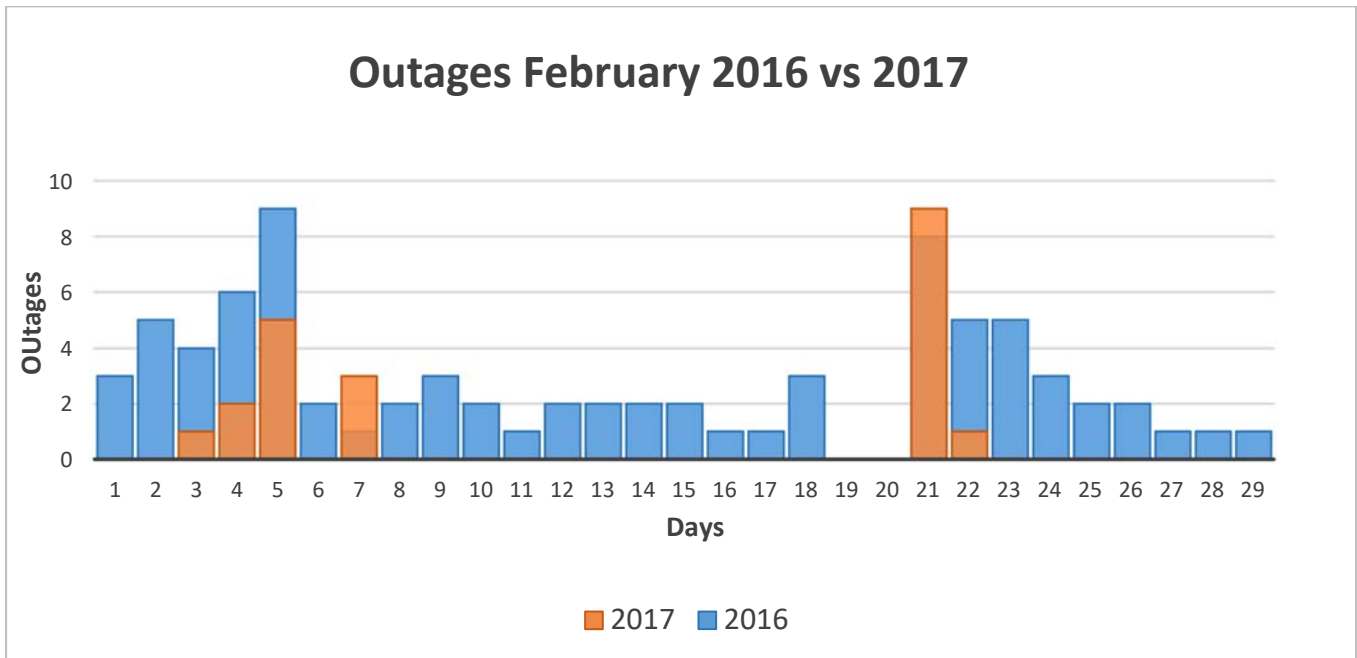
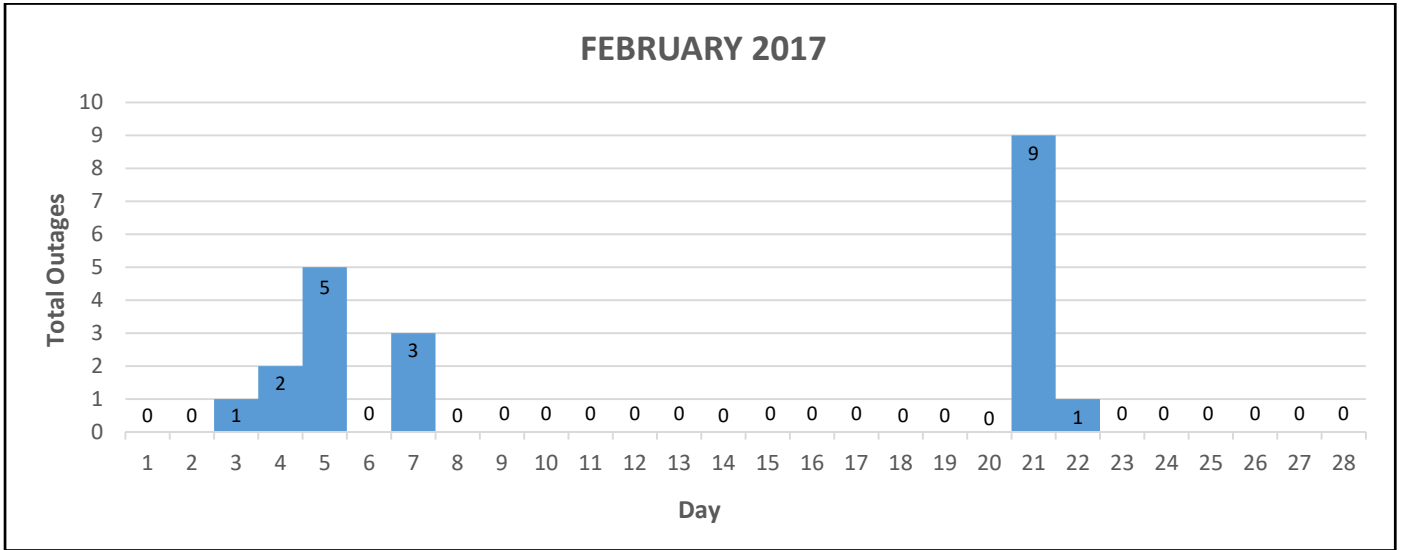
Public Works staff performs two checks of the City Parks during the weekdays and once on Saturday and Sunday. During the morning and afternoon checks, trash cans are emptied if needed, bathrooms are checked for cleanliness, and a general inspection is performed.

Solar streetlights were monitored during the month for outages, battery replacements, maintenance issues, and testing. The batteries recovered are those that showed a failure upon first testing when removed from the solar light, but staff was able to perform a 16V boost and recover some of the lost capacity.

### SOLAR STREETLIGHT DATA

Item Monitored	Quantity
Average number of lights out per day	0.75
Number of lights with battery change outs	6
Number of batteries tested	28
Number of battery replaced (failures)	8
Number of batteries recovered	16
Number of controllers replaced	1
Number of fixtures replaced	0
Number of solar panels replaced	0
Number of drivers replaced	0
Number of wiring issues	3

Light outages are recorded when either the light does not come on during the night or the light goes out sometime during the night. The chart below shows the number of street light outages per day for the month. This represents the total number of lights out each day and does not identify specifically which lights are out.



## PUBLIC WORKS, PARKS, POOL AP REPORT

Fund: 100 - 30 - Public Works			Payment Dates 02/01/2017 - 02/28/2017	
Vendor Name	Payment Date	Payment Number	Description (Item)	Amount
LANSDOWNE-MOODY CO., INC.	02/01/2017	4464	CHAINSAW BLADES AND OIL-1.27.2017	91.56
LHO ENTERPRISES, LLC.	02/01/2017	4465	8' X 12' CONCRETE BIKE PAD @ TODDLER PRK-JAN 2017	1,600.00
HOME DEPOT CREDIT SERVICES	02/08/2017	4493	SOLAR LIGHT REPAIRS-JAN 2017	96.04
A & A GRAPHICS SUPPLY	02/08/2017	4475	MAINTENANCE AGREEMENT-PLOTTER-SEPT 2016	50.00
A & A GRAPHICS SUPPLY	02/08/2017	4475	MAINTENANCE AGREEMENT-PLOTTER-JAN 2017	50.00
CITY OF CONROE FLEET	02/08/2017	4488	10-05 - NEW BATTERY FOR PW POOL CAR-JAN 2017	194.32
CITY OF CONROE FLEET	02/08/2017	4488	10-11 SWEEPER-CHECK ENGINE LIGHT ON-JAN 2017	178.65
FLEETTRAX, INC.	02/08/2017	4492	GPS MONTHLY AIRTIME-PW-FEB 2016	139.75
ABC HOME/COMMERCIAL SRVCS	02/08/2017	4476	MONTHLY PEST CONTROL-JAN 2017	200.85
BRIGHTVIEW LANDSCAPES, LLC	02/08/2017	4484	CITY LANDSCAPING & IRRIGATION-JAN 2017	14,549.25
HOME DEPOT CREDIT SERVICES	02/08/2017	4493	PUBLIC WORKS SUPPLIES	27.92
HOME DEPOT CREDIT SERVICES	02/08/2017	4493	SUPPLIES FOR PUBLIC WORKS	59.24
VERIZON WIRELESS	02/08/2017	4512	2016-2017 PW AIRCARD FEES	39.99
VERIZON WIRELESS	02/08/2017	4512	2016-2017 PW CELLULAR PHONE USAGE	200.72
AT & T CORP.	02/08/2017	4479	FIRE ALARM SERVICE LINES-PW BLDG-FEB 2017	115.27
BRANCH BANKING AND TRUST CO.	02/15/2017	4514	SET OF KEYS FOR DVAUGHN	23.00
TOTAL AIR SERVICE	02/15/2017	4541	HVAC PM & MAINTENANCE-JAN 2017	885.50
GRAINGER, INC.	02/15/2017	4525	CONDOR 11" HD DISPOSABLE GLOVES-JAN 2017	14.89
GRAINGER, INC.	02/15/2017	4525	ANSELL 12" HD DISPOSABLE GLOVES-JAN 2017	18.04
NORTHWEST SYSTEMS INC.	02/15/2017	4531	ICE MACHINE REPAIR PW BLDG-FEB 2017	440.75
CENTERPOINT ENERGY	02/15/2017	4518	PW BLDG -NAT GAS SERVICE-JAN 2017	39.68
BRANCH BANKING AND TRUST CO.	02/15/2017	4514	BELT REPLACEMENT FOR WOOD CHIPPER	67.03
PITNEY BOWES PURCHASE POWER	02/15/2017	4534	MONTHLY POSTAGE FOR P/W	0.46
VALERO MARKETING & SUPPLY	02/15/2017	4542	2016-2017 PW VEHICLE FUEL	45.34
A & A GRAPHICS SUPPLY	02/22/2017	4549	MAINTENANCE AGREEMENT-PLOTTER-JAN 2017	50.00
BIRCH COMMUNICATIONS, INC	02/22/2017	4551	FIRE ALARM LINE @ CITY HALL-FEB 2017	89.62
AKZO NOBEL PAINTS LLC	02/22/2017	4550	MAIN WALL PAINT CITY HALL-LATTE-2.17.2017	24.41
TOTAL AIR SERVICE	02/22/2017	4567	SERVER ROOM SYSTEM SPLIT INSTALL-JAN 2017	2,712.00
TOTAL AIR SERVICE	02/22/2017	4567	SERVER ROOM REPAIR-JTHOMPSON THERMOSTAT	1,179.28
NORTHWEST SYSTEMS INC.	02/22/2017	4563	CITY HALL ICE/WATER DISPS ANN. CLEANING-2.17.17	325.00
ENERGY	02/22/2017	4555	ELECTRIC USUAGE-PNR-FEB 2017	2,182.93
ENERGY	02/22/2017	4555	ELECTRIC USAGE-PW BLDG-FEB 2017	951.72
ENERGY	02/22/2017	4555	ELECTRIC USAGE @ CITY HALL-FEB 2047	4,692.99
RED THE UNIFORM TAILOR	02/22/2017	4566	PW UNIFORM SHIRTS-MCOOLEY	256.50
RED THE UNIFORM TAILOR	02/22/2017	4566	PW UNIFORM PANTS-MCOOLEY	113.25
RED THE UNIFORM TAILOR	02/22/2017	4566	PW UNIFORM SHIRTS-ACARREON	128.25
RED THE UNIFORM TAILOR	02/22/2017	4566	PW UNIFORM PANTS-ACARREON	113.25
RED THE UNIFORM TAILOR	02/22/2017	4566	PW UNIFORM SHIRTS-DVAUGHN	213.75
RED THE UNIFORM TAILOR	02/22/2017	4566	PW UNIFORM PANTS-DVAUGHN	226.50
			<b>Function 30 - Public Works Total:</b>	<b>32,387.70</b>

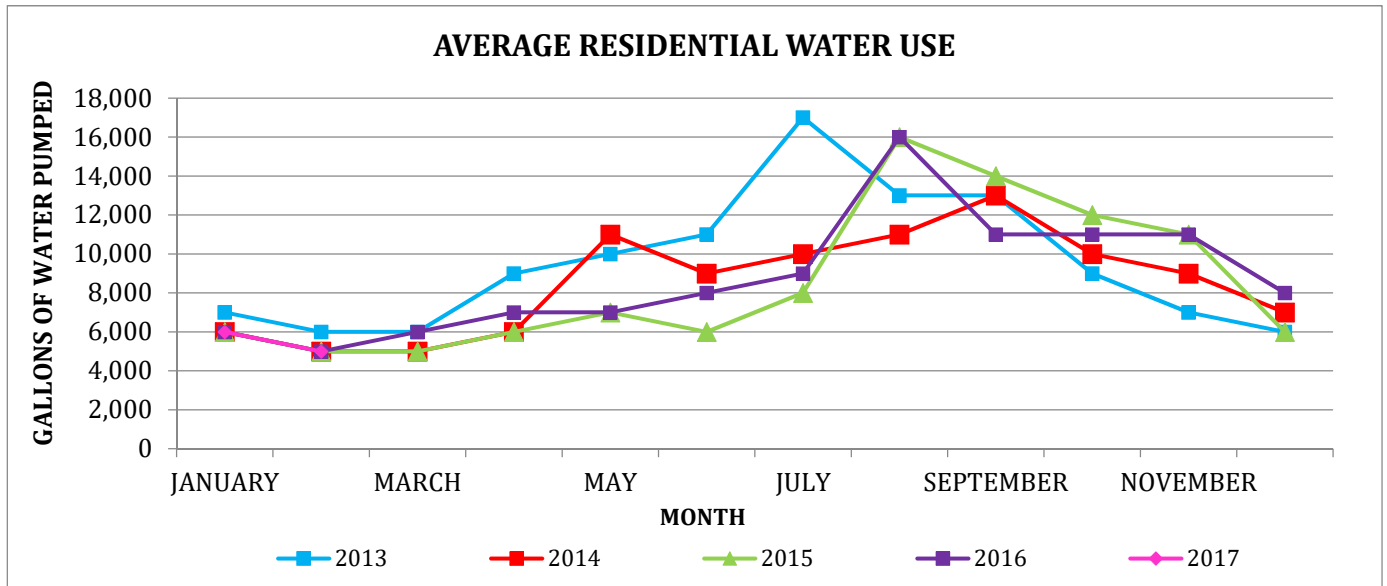
Fund: 100 - 31 - Swimming Pool			Payment Dates 02/01/2017 - 02/28/2017	
Vendor Name	Payment Date	Payment Number	Description (Item)	Amount
AT & T CORP.	02/01/2017	4449	LAND & INTERNET LINE SERV-POOL-1.23 - 2.22.17	146.86
VERIZON WIRELESS	02/08/2017	4512	POOL- CELLULAR PHONE USAGE	50.18
CENTERPOINT ENERGY	02/15/2017	4518	POOL-NAT GAS SERVICE-JAN 2017	18.94
ENTERGY	02/22/2017	4555	ELECTRIC USAGE-POOL-FEB 2017	661.34
<b>Fund: 100 - 31 - Swimming Pool Total:</b>				<b>877.32</b>

Fund: 100 - 32 - Parks			Payment Dates 01/01/2017 - 1/31/2017	
Vendor Name	Payment Date	Payment Number	Description (Item)	Amount
AT & T CORP.	02/01/2017	4449	FIRE ALARM LINES @ PARK-JAN 2017	179.55
AT & T CORP.	02/08/2017	4479	U-VERSE SERVICE @ PARK-FEB 2017	31.40
DOG WASTE DEPOT	02/15/2017	4522	RECEPTACLE LINERS FOR PET WASTE STATIONS-JAN 2017	135.00
MCCAFFETY ELECTRIC CO, INC	02/22/2017	4561	MAIN PARK SECURITY LIGHT REPAIR-FEB 2017	293.55
ENTERGY	02/22/2017	4555	ELECTRIC USAGE-CITY PARK-FEB 2017	323.10
ENTERGY	02/22/2017	4555	ELECTRIC USAGE-TODDLER PARK-FEB 2017	18.44
<b>Fund: 100 - 32 - Parks Total:</b>				<b>981.04</b>

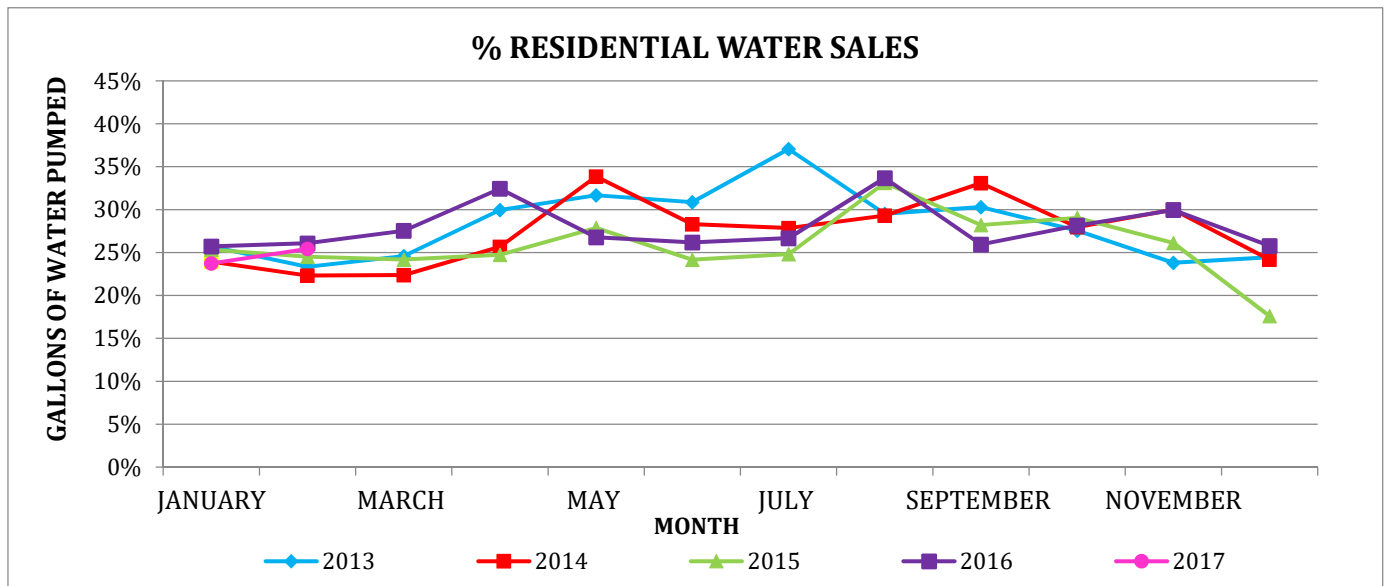
## WATER & SEWER

Water and sewer data is reported on monthly reports as calendar months except for the average residential water use and the water loss data which are reported for the billing month as these data points are based on use data which is only available on a billing month cycle. Data reported with the utility billing report is reported as a billing month.

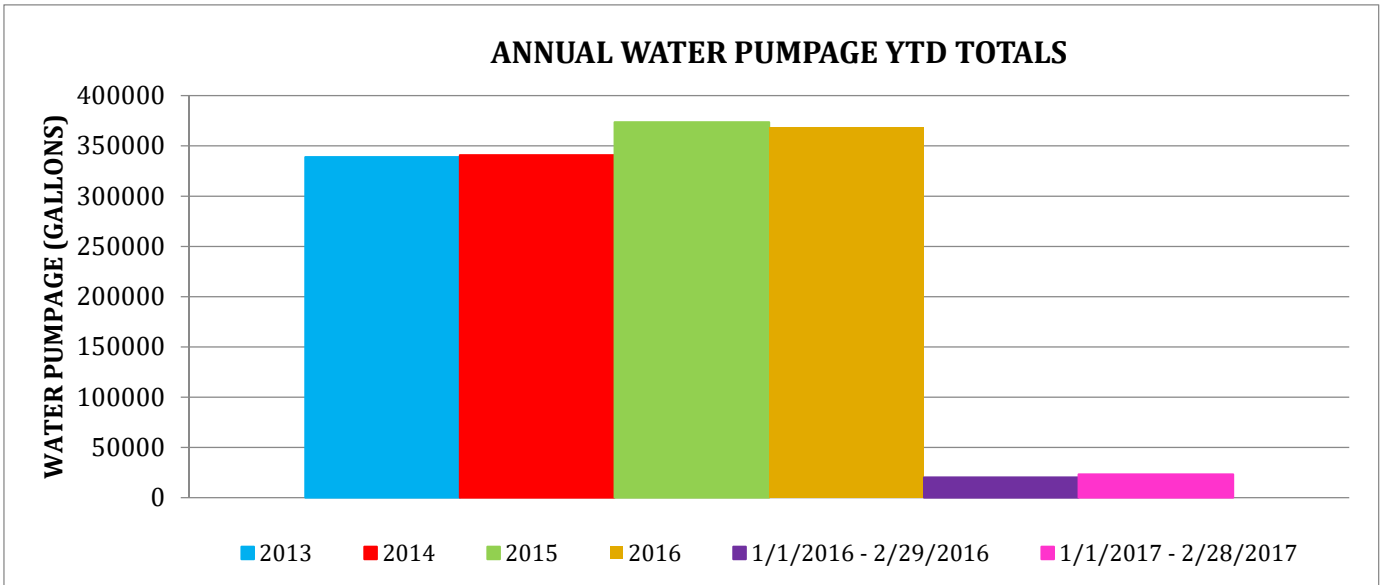
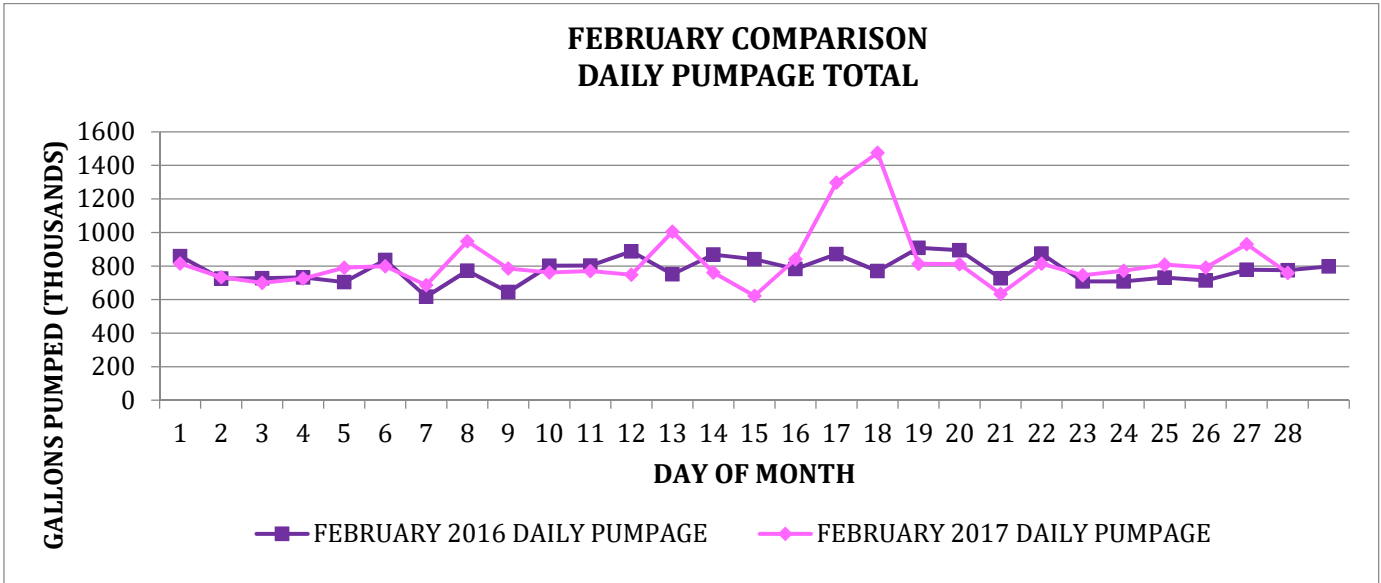
Groundwater production for the calendar month of February was approximately 23.14 million gallons with an average daily use of 826,000 gallons. The average residential water use for the billing month was 5,000 gallons. The next chart shows the average residential water use for each month compared to previous months.



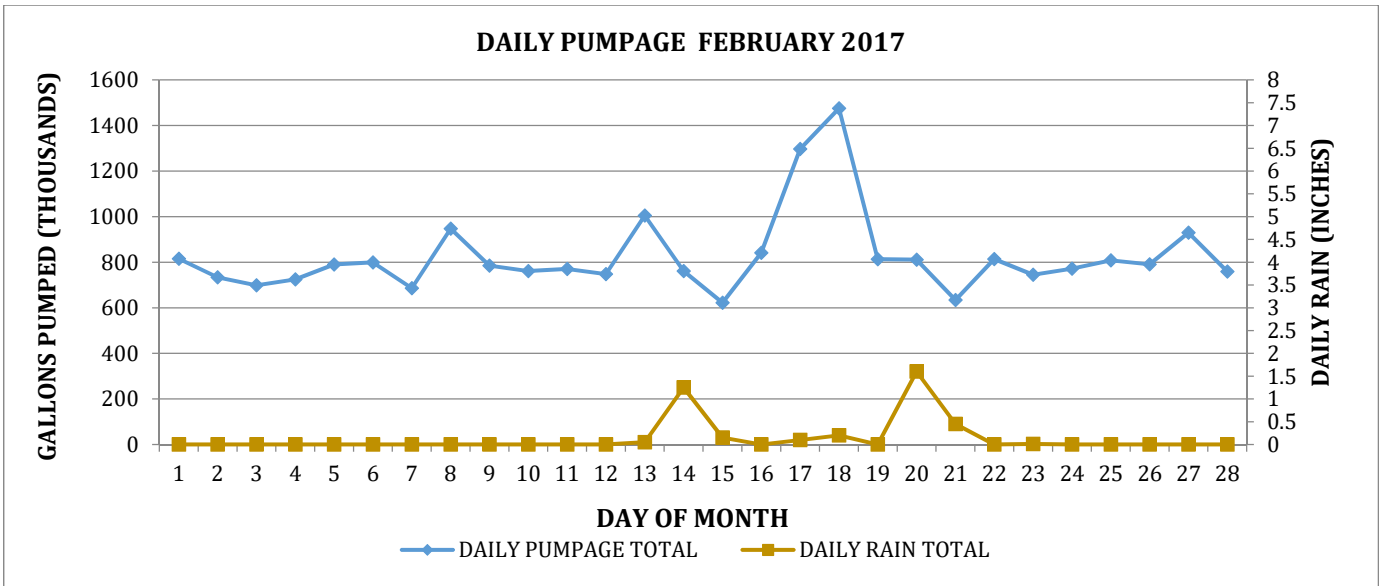
The chart below shows how much residential water sales have accounted for. In February 2016 residential water sales accounted for 26.08% of all water sales compared to 25.42% for the current month.



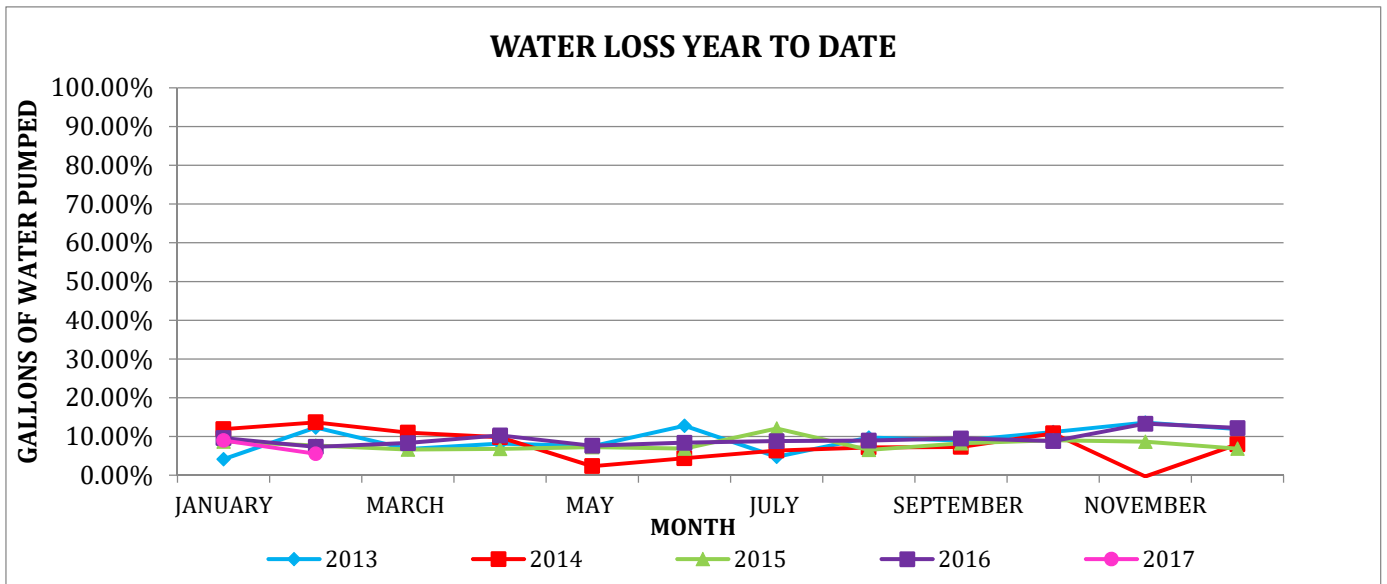
The next two charts show the daily pumpage data compared to previous years. Through February the City has pumped 22.2 million gallons of water this year. Last year during the same period the City pumped 20.2 million gallons.



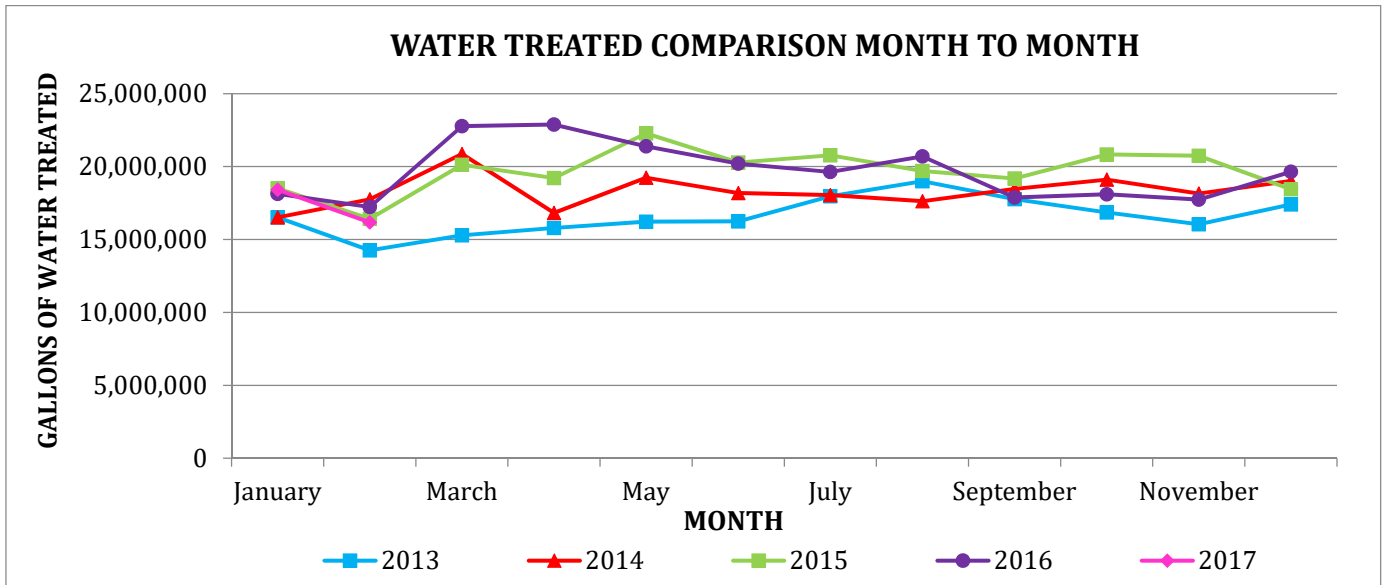
The next chart shows the daily pumpage compared with rain.



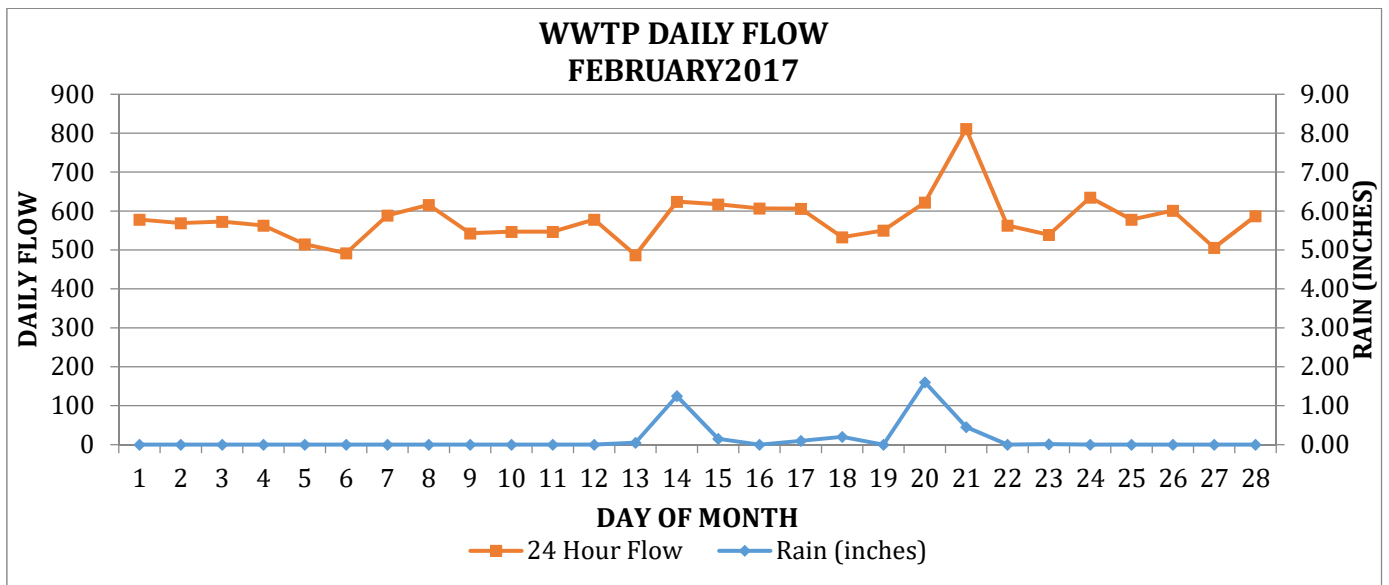
The water loss for the month of February was 5.51%. The chart below compares the loss rate to previous years.



The next chart compares flow data at the wastewater treatment plant to previous years.

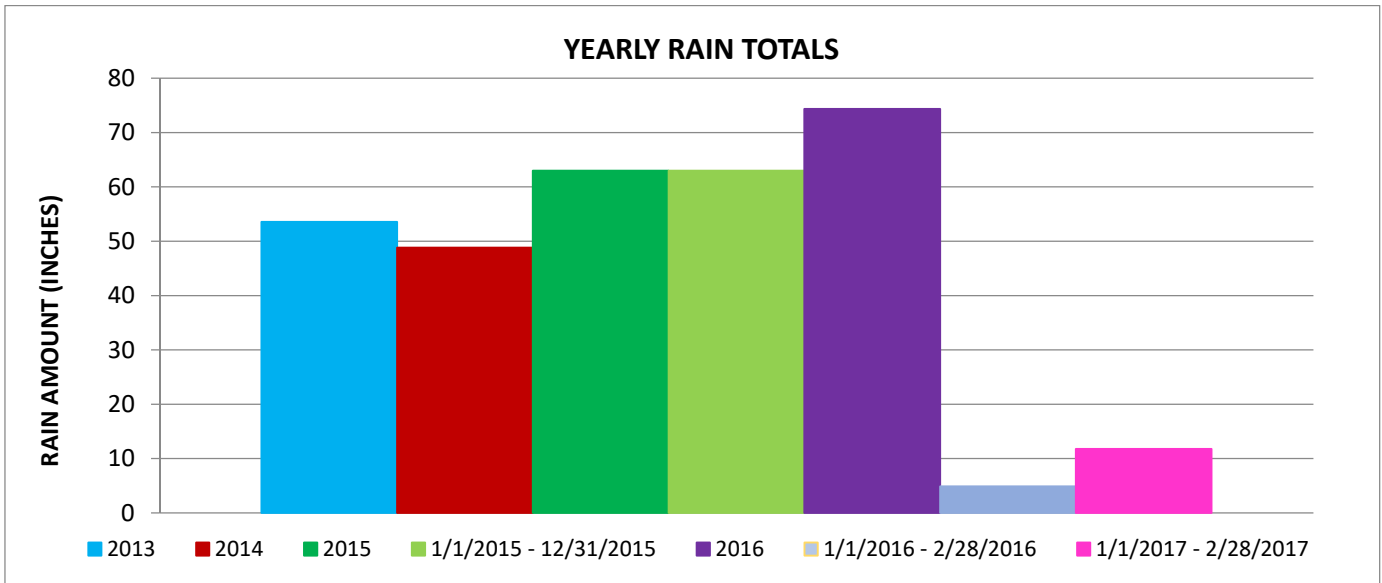


The City's wastewater treatment plant flowed 16.2 million gallons this month for an average of 577,714 gallons per day. Through the year, the City has treated 34,588 million gallons. The chart below shows the daily flow at the treatment plant and daily.

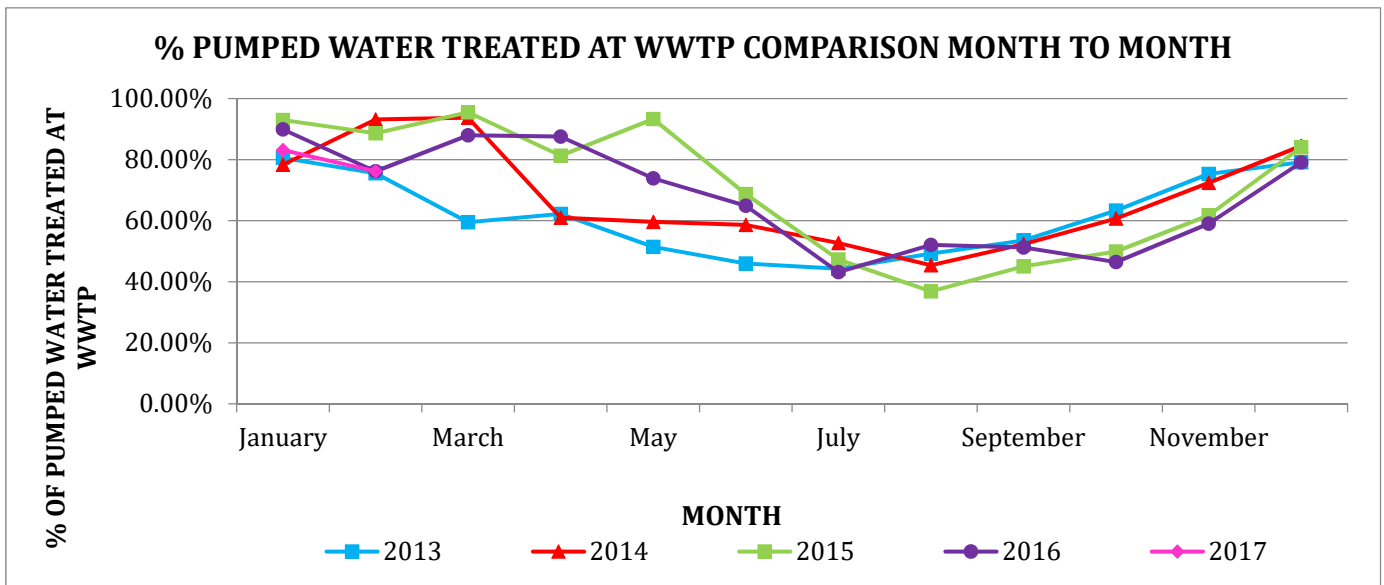




Through February 28th the City has registered 11.78 inches of rain at the treatment plant compared to 4.88 and 5.91 inches in previous years. The next chart summarizes rainfall from previous years.



The City “recovered” over 76.19 % of the water pumped at the treatment plant. The chart below compares the monthly percent recovery to previous years.



Our water system has been reviewed by TCEQ and rated to be a Superior water system.

## WATER & SEWER AP REPORT

Fund: 600 – 50 - WATER / SEWER			Payment Dates 02/01/2017 - 02/28/2017	
Vendor Name	Payment Date	Payment Number	Description (Item)	Amount
THE WOODLANDS JOINT POWERS	02/01/2017	4472	WATER-SEWER USAGE @GUADALAJARA-JAN 2017	2,071.10
THE WOODLANDS JOINT POWERS	02/01/2017	4472	SPRINKLER USAGE @ GUADALAJARA-JAN 2017	257.76
FORT BEND SERVICES INC.	02/01/2017	4455	BELT PRESS POLYMER-1.18.2017	1,367.10
GRAINGER, INC.	02/01/2017	4456	2 1/2" PRESSURE GAUGE-0 - 100 PSI-WWTP-JAN 2017	77.66
DXI INDUSTRIES, INC.	02/08/2017	4491	CHEMICALS FOR THE WATER PLANT #2 - 11.10.2016	178.30
DXI INDUSTRIES, INC.	02/08/2017	4491	CHEMICALS FOR THE WATER PLANT #3-11.10.2016	353.30
CITY OF CONROE FLEET	02/08/2017	4488	14-03 NEW FRONT TIRES-JAN 2017	262.99
DANIEL OFFICE PRODUCTS	02/08/2017	4490	2 WAY ORGANIZER	42.76
DANIEL OFFICE PRODUCTS	02/08/2017	4490	WIDE FILE SORTER	26.90
DANIEL OFFICE PRODUCTS	02/08/2017	4490	SHARPIE MAGNUM MARKERS	4.78
DANIEL OFFICE PRODUCTS	02/08/2017	4490	CORNER SHELF UNIT	83.46
DANIEL OFFICE PRODUCTS	02/08/2017	4490	POLY FILE JACKETS-10 PAK	22.90
DANIEL OFFICE PRODUCTS	02/08/2017	4490	MONITOR STAND	39.57
FLEETTRAX, INC.	02/08/2017	4492	GPS MONTHLY AIRTIME-WS-FEB 2017	111.80
VERIZON WIRELESS	02/08/2017	4512	WS AIRCARD FEE	40.03
VERIZON WIRELESS	02/08/2017	4512	WS CELLULAR PHONE USAGE-DIRECTOR	50.18
VERIZON WIRELESS	02/08/2017	4512	WS SCADA AIRCARDS FEE	79.98
VERIZON WIRELESS	02/08/2017	4512	WS CELLULAR PHONE USAGE-F.S & OPER	250.90
AT & T CORP.	02/08/2017	4479	LANDLINE SERVICE@PARKGATE-FEB 2017	33.18
AT & T CORP.	02/08/2017	4479	LANDLINE SERV.@THORNWOOD LIFT STATION-FEB	88.12
CENTERPOINT ENERGY	02/08/2017	4486	NATURAL GAS SERVICE-DAVID MEM LIFT-JAN 2017	20.60
DXI INDUSTRIES, INC.	02/15/2017	4523	CHEMICALS FOR THE WWTP-1.31.2017	1,644.00
BRANCH BANKING AND TRUST CO.	02/15/2017	4514	OPERATOR LICENSE RENEWAL - GGOMEZ	111.00
GRAINGER, INC.	02/15/2017	4525	CONDOR 11" HD DISPOSABLE GLOVES-JAN 2017	14.89
GRAINGER, INC.	02/15/2017	4525	ANSELL HD 12' DISPOSABLE GLOVES-JAN 2017	18.04
BRANCH BANKING AND TRUST CO.	02/15/2017	4514	AMERICAN WATER WORKS ASSOC-RENEWAL-JPEART	206.00
EASTEX ENVIRONMENTAL LAB INC	02/15/2017	4524	MONTHLY WATER TESTING FEES-JAN 2017	1,636.00
COMCAST	02/15/2017	4519	ALARM MONITORING-LIFT STATIONS-FEB 2017	245.91
CENTERPOINT ENERGY	02/15/2017	4518	PARKGATE L/S-NAT GAS SERVICE-JAN 2017	19.95
CENTERPOINT ENERGY	02/15/2017	4518	THORNWOOD L/S-NAT GAS SERVICE-JAN 2017	20.27
CENTERPOINT ENERGY	02/15/2017	4518	PINECROFT L/S-NAT GAS SERVICE-JAN 2017	20.60
CENTERPOINT ENERGY	02/15/2017	4518	RESEARCH FOREST L/S-NAT GAS SERVICE-JAN	21.27
DXI INDUSTRIES, INC.	02/15/2017	4523	CHEMICALS CONTAINER RENTALS-JAN 2017	330.00
PITNEY BOWES PURCHASE POWER	02/15/2017	4534	MONTHLY POSTAGE FOR W/S	0.94
VALERO MARKETING AND SUPPLY	02/15/2017	4542	WS VEHICLE FUEL-DIESEL	85.49
VALERO MARKETING AND SUPPLY	02/15/2017	4542	WS VEHICLE FUEL-UNLEADED	528.98
CSA TECHNICAL LLC	02/22/2017	4554	DRIP OIL HEATER REPAIR @ WELL #2-FEB 2017	1,213.21
KENTECH INC	02/22/2017	4558	30KW GENERAC GENERATOR REPAIR-WWTP-DEC 2016	520.00
BLEYL AND ASSOCIATES	02/22/2017	4552	WWTP TCEQ PROGRESS REPORT-JAN 2017	315.00
CONSOLIDATED	02/22/2017	4553	WWTP PHONE & INTERNET SERVICE-FEB 2017	102.71
ENTERGY	02/22/2017	4555	ELECTRIC USAGE-WS-FEB 2017	14,265.91
RED THE UNIFORM TAILOR	02/22/2017	4566	WS UNIFORM PANTS-JCOWLING	113.25
RED THE UNIFORM TAILOR	02/22/2017	4566	WS UNIFORM SHIRTS-JCOWLING	265.50
RED THE UNIFORM TAILOR	02/22/2017	4566	WS UNIFORM PANTS-RPALACIOS	113.25
RED THE UNIFORM TAILOR	02/22/2017	4566	WS UNIFORM PANTS-ASALINAS	113.25
RED THE UNIFORM TAILOR	02/22/2017	4566	WS UNIFORM SHIRTS-ASALINAS	265.50
RED THE UNIFORM TAILOR	02/22/2017	4566	WS UNIFORM PANTS-GGOMEZ	113.25

RED THE UNIFORM TAILOR	02/22/2017	4566	WS UNIFORM SHIRTS-GGOMEZ	213.75
RED THE UNIFORM TAILOR	02/22/2017	4566	WS UNIFORM SHIRTS-CYOUNG	265.50
RED THE UNIFORM TAILOR	02/22/2017	4566	WS UNIFORM PANTS-CYOUNG	226.50
			<b>Fund: 600 - 50 - Water &amp; Sewer Total:</b>	<b>28,473.29</b>

## UTILITY BILLING

The Utility Billing report showing various system totals is attached.

Utility Billing			
	February 2017	January 2017	Month-to-Month % Change
Total Active Customer/Accounts	1,202	1,190	-2.5%
Number of New Customers	4	23	-21.7%
Total Disconnects	12	9	333.3%
Total Deposits on File	\$102,788.42	\$103,188.42	-2.9%
Monthly Total On-Line Payments	247	250	-8.8%
Auto Bank Draft Members	179	177	2.3%
Electronic Banking Bill Pay	237	237	-4.2%
% Members Paying Electronically	55.8%	55.8%	-1.7%
Deposit Refund	274.30	\$245.71	890.2%
Deposits Applied to Account Balances	\$2,950.00	\$2,198.35	134.0%
Total Account Closed	75	69	2.9%
Balance of Closed Accounts	\$28,457.20	\$20,391.30	6.0%
Total Past Due Balance	\$47,425.86	\$47,029.41	-23.3%
Late Fee Assessed	\$2648.62	\$3,813.94	-17.2%

The City currently has 1000 residential water connections. This is a 16% increase since January 2013. There are currently 423 active recycling accounts. This is a 64% increase since January 2013. Over the past 12 months the City has added 4 recycling customers per month on average.

## UTILITY BILLING AP REPORT

Fund: 600 - 51 – Utility Billing			Payment Dates 02/01/2017 - 02/28/2017	
Vendor Name	Payment Date	Payment Number	Description (Item)	Amount
SKELTON BUSINESS EQUIPMENT	02/08/2017	4504	UB PRINTER MAINTENANCE AGREEMENT-JAN 2017	60.42
BRUCE HERNANDEZ	02/08/2017	4474	BANK DRAFT RETURNED PAYMENT FEE REFUND	38.00
PITNEY BOWES GLOBAL FIN. SRVS	02/15/2017	4533	MONTHLY POSTAGE MACHINE LEASE-1/28 -2/27/2017	227.00
PITNEY BOWES PURCHASE POWER	02/15/2017	4534	MONTHLY POSTAGE FOR UB (REG MAIL/CERTIFIED)	544.14
			<b>Fund: 600 - 51 – Utility Billing Total:</b>	<b>869.56</b>

SUBMITTED BY: Joseph Peart

