






# Hartland Road

PPN: 643-31-015  
4,410 square foot lot



-  Landbank Parcel(s)
-  Highways
-  Parcel Boundaries

