



A Proud Partner of the American Job Center Network

2017 Energy Summit

Noreen Teel
Area Director

NEW MEXICO WORKFORCE CONNECTION

Current Unemployment in New Mexico

Labor Force, Employment and Unemployment Distribution

The table below shows the counties with the highest preliminary unemployment rate in New Mexico for August, 2017. These figures are not seasonally adjusted.

Rank	Area Name	Unemployment Rate	Preliminary Data
1	Luna County, New Mexico	10.0%	Yes
2	McKinley County, New Mexico	9.5%	Yes
3	Torrance County, New Mexico	8.7%	Yes
4	Cibola County, New Mexico	8.4%	Yes
5	Taos County, New Mexico	8.2%	Yes
6	San Miguel County, New Mexico	7.9%	Yes
7	San Juan County, New Mexico	7.7%	Yes
8	Mora County, New Mexico	7.5%	Yes
9	Harding County, New Mexico	7.4%	Yes
10	Quay County, New Mexico	7.3%	Yes
11	Valencia County, New Mexico	7.3%	Yes
12	Sierra County, New Mexico	7.2%	Yes
13	Socorro County, New Mexico	7.2%	Yes
14	Lea County, New Mexico	7.2%	Yes
15	Doña Ana County, New Mexico	6.8%	Yes
16	Chaves County, New Mexico	6.7%	Yes
17	Sandoval County, New Mexico	6.7%	Yes
18	Rio Arriba County, New Mexico	6.6%	Yes
19	Grant County, New Mexico	6.5%	Yes
20	Otero County, New Mexico	6.4%	Yes
21	Guadalupe County, New Mexico	6.2%	Yes
22	Catron County, New Mexico	6.1%	Yes
23	Roosevelt County, New Mexico	6.0%	Yes
24	Bernalillo County, New Mexico	5.9%	Yes
25	Eddy County, New Mexico	5.7%	Yes
26	De Baca County, New Mexico	5.6%	Yes
27	Colfax County, New Mexico	5.6%	Yes
28	Curry County, New Mexico	5.5%	Yes
29	Lincoln County, New Mexico	5.4%	Yes
30	Santa Fe County, New Mexico	5.4%	Yes
31	Hidalgo County, New Mexico	5.3%	Yes
32	Los Alamos County, New Mexico	3.9%	Yes
33	Union County, New Mexico	3.9%	Yes

Top 10 Employment Industries

Industry Employment Distribution

The table below shows the preliminary distribution of industries in Eddy County, New Mexico for the 1st quarter, 2017.

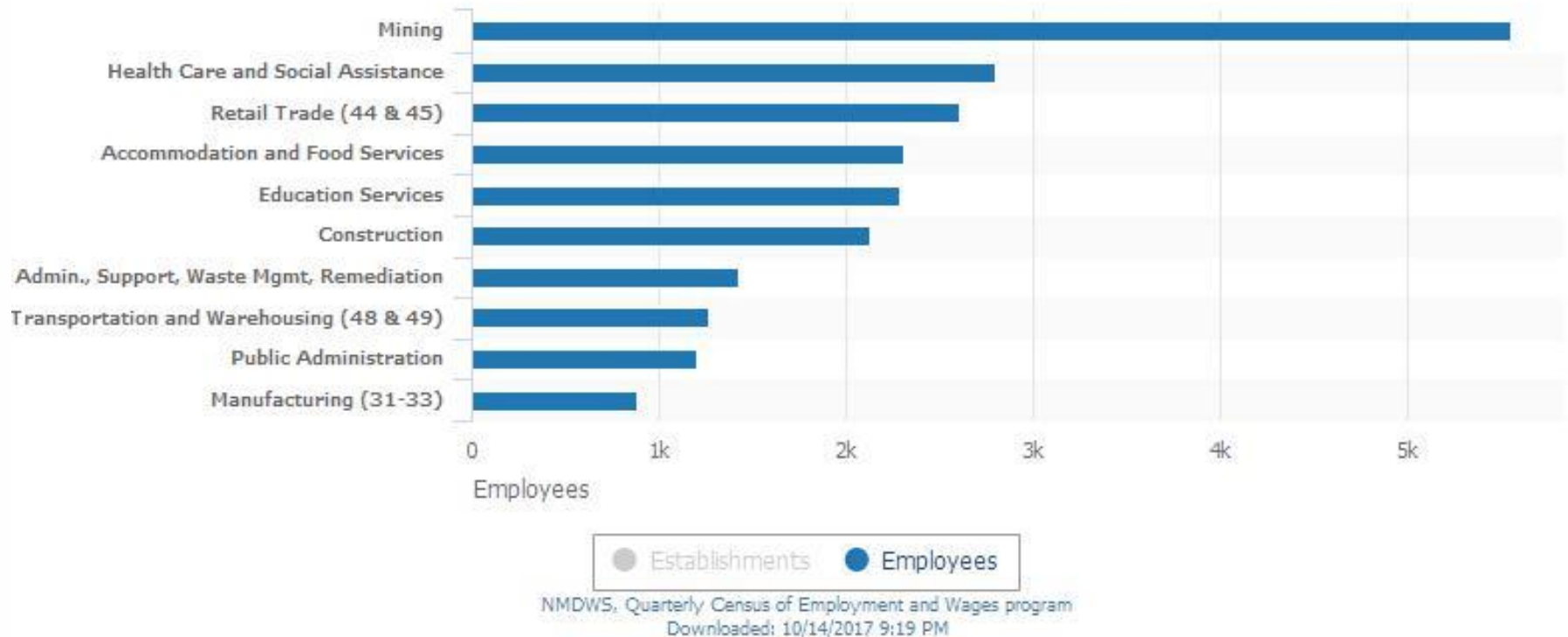
Rank	Industry Sector	Establishments	Employees
1	Mining	238	5,556
2	Health Care and Social Assistance	142	2,797
3	Retail Trade (44 & 45)	160	2,607
4	Accommodation and Food Services	130	2,315
5	Education Services	38	2,287
6	Construction	171	2,125
7	Admin., Support, Waste Mgmt, Remediation	70	1,422
8	Transportation and Warehousing (48 & 49)	100	1,266
9	Public Administration	68	1,208
10	Manufacturing (31-33)	37	883

NMDWS, Quarterly Census of Employment and Wages program

Employment by Industry

Industry Employment Distribution

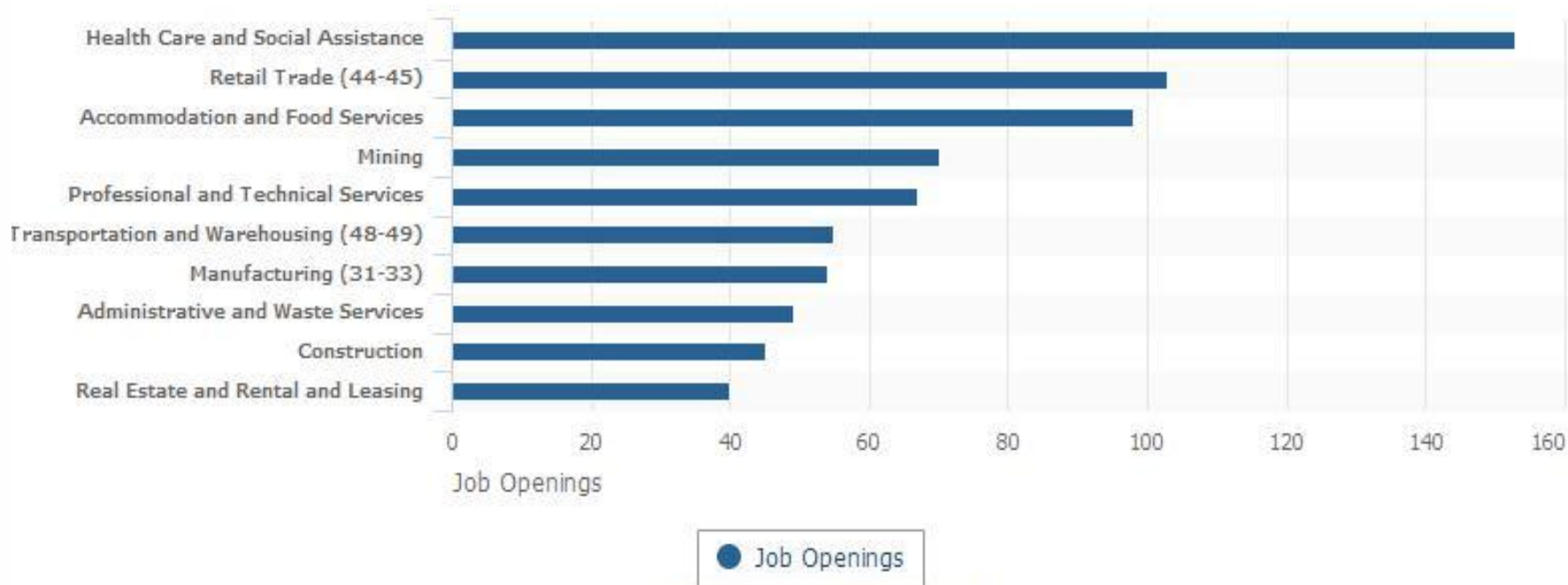
The graph below shows the preliminary distribution of industries in Eddy County for the 1st quarter, 2017.



Available Jobs in the Top 10 Markets

Industries by Advertised Jobs

The graph below shows the industries with the highest job openings advertised online in Eddy County, New Mexico on October 13, 2017 (Jobs De-duplication Level 2).



Top Employers



HOLLYFRONTIER®



EDDY COUNTY

— *New Mexico* —

HALLIBURTON



Artesia, New Mexico

Wage Statistics

Employment Wage Statistics

The table below shows Preliminary estimated average wage information for the 1st quarter, 2017.

Area Name	Total Average Employment	*Average Hourly Wage	Average Weekly Wage	*Average Annual Wage
New Mexico	800,622	\$20.95	\$838	\$43,576

* Assumes a 40-hour week worked the year round.

Source: NMDWS, Quarterly Census of Employment and Wages program

Employment Wage Statistics Distribution

The table below shows the counties with the highest Preliminary estimated average weekly wages in New Mexico for the 1st quarter, 2017.

Rank	Area Name	Total Average Employment	*Average Hourly Wage	Average Weekly Wage	*Average Annual Wage
1	Los Alamos County, New Mexico	16,145	\$41.80	\$1,672	\$86,944
2	Eddy County, New Mexico	26,564	\$25.98	\$1,039	\$54,028
3	Lea County, New Mexico	27,953	\$23.73	\$949	\$49,348
4	Bernalillo County, New Mexico	321,431	\$22.43	\$897	\$46,644
5	San Juan County, New Mexico	47,046	\$21.73	\$869	\$45,188
6	Santa Fe County, New Mexico	59,832	\$20.18	\$807	\$41,964
7	Grant County, New Mexico	9,041	\$19.73	\$789	\$41,028
8	Hidalgo County, New Mexico	1,530	\$18.98	\$759	\$39,468
9	Sandoval County, New Mexico	29,498	\$18.70	\$748	\$38,896
10	Doña Ana County, New Mexico	70,802	\$17.88	\$715	\$37,180

* Assumes a 40-hour week worked the year round.

Source: NMDWS, Quarterly Census of Employment and Wages program

Education Requirements

Education Requirements on Advertised Jobs

The table below shows the minimum required education level on job openings advertised online in Eddy County, New Mexico on October 14, 2017 (Jobs De-duplication Level 2).

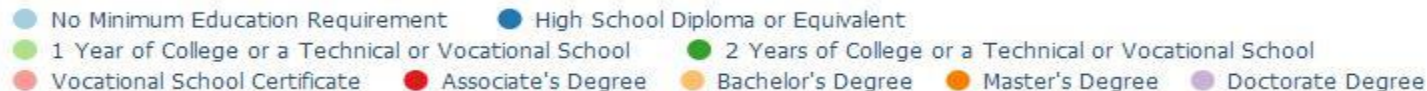
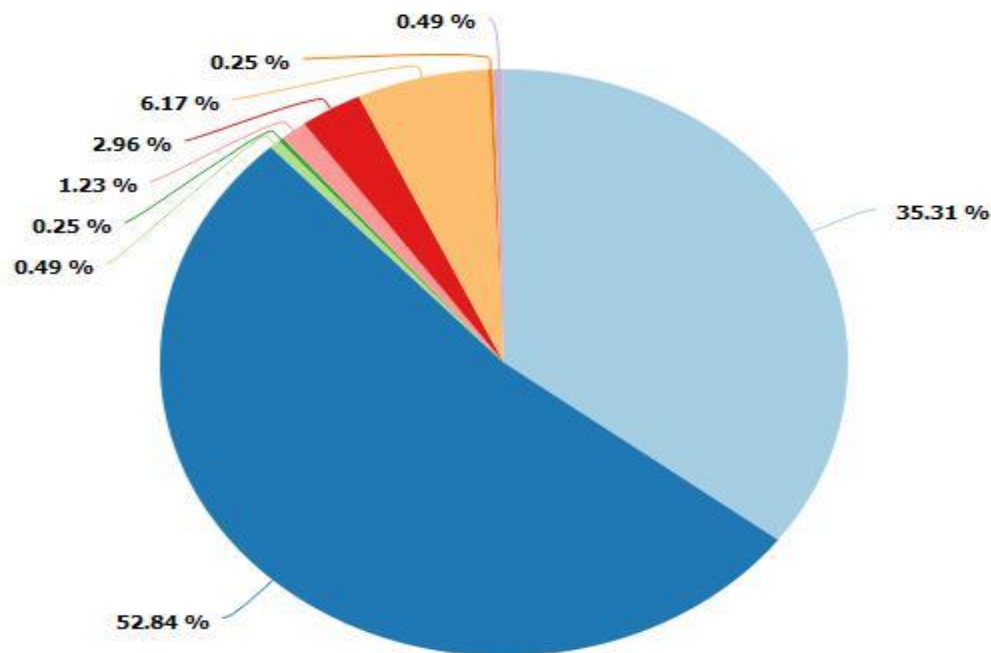
Rank	Minimum Education Level	Job Openings	Percent
1	No Minimum Education Requirement	143	35.31%
2	High School Diploma or Equivalent	214	52.84%
3	1 Year of College or a Technical or Vocational School	2	0.49%
4	2 Years of College or a Technical or Vocational School	1	0.25%
5	Vocational School Certificate	5	1.23%
6	Associate's Degree	12	2.96%
7	Bachelor's Degree	25	6.17%
8	Master's Degree	1	0.25%
9	Doctorate Degree	2	0.49%

Job Source: Online advertised jobs data

Education Requirements

Education Requirements on Advertised Jobs

The graph below shows the minimum required education level on job openings advertised online in Eddy County, New Mexico on October 14, 2017 (Jobs De-duplication Level 2).

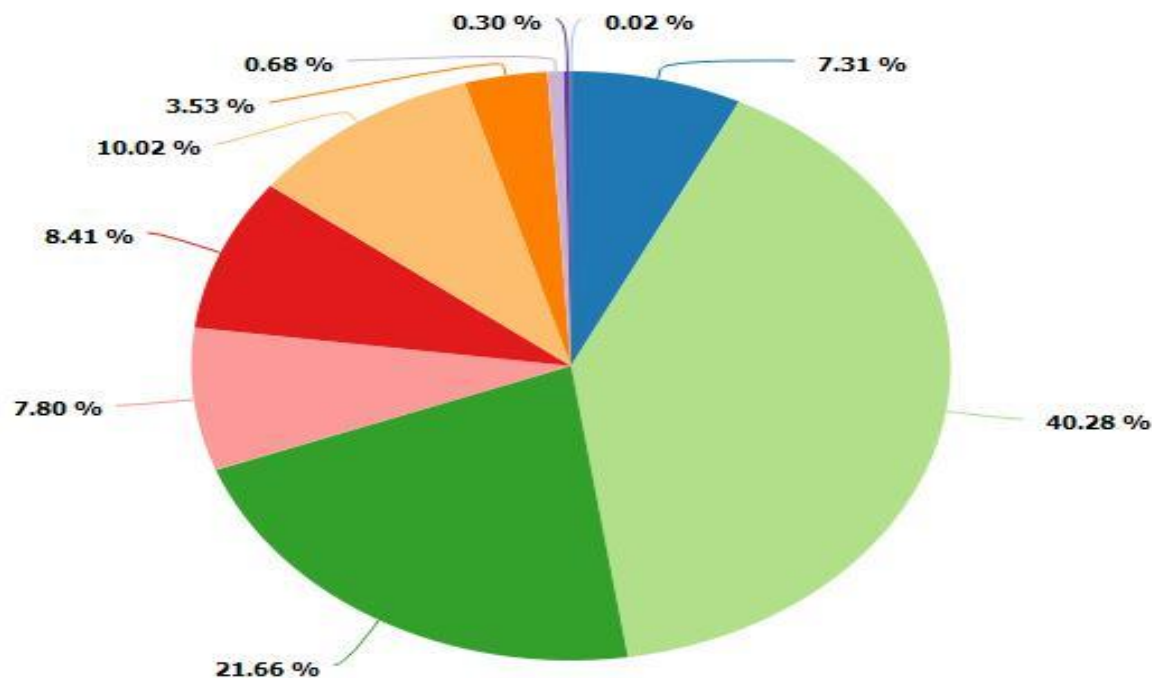


Job Source: Online advertised jobs data
Downloaded: 10/15/2017 5:44 AM

Educational Levels of Candidates

Education Level of Available Candidates

The graph below shows the education levels of potential candidates in Eddy County, New Mexico on October 14, 2017.



High School Graduate	Less than High School	High School Diploma or Equivalent	1 to 3 Years at College or a Technical or Vocational School	Vocational School Certificate	Associate's Degree
Bachelor's Degree	Master's Degree	Doctorate Degree	Specialized Degree (e.g. MD, DDS)		

Candidate Source: Individuals with active resumes in the workforce system
Downloaded: 10/15/2017 5:44 AM

Partnerships

WIOA

Adult
Education

Degree Plan

O.J.T.

D

V

R

APPRENTICESHIPS

Thank You

Noreen M. Teel

Career Services Area Director
Eddy County

Artesia:

704 W. Main Street
Artesia, NM 88210

PH: 575-748-1303

Fax: 575-746-3808

Carlsbad:

323 S. Halagueno Ave.
Carlsbad, NM 88220

PH: 575-887-1174 ext. 1006

Fax: 575-885-4419

Noreen.teel@state.nm.us