



A G E N D A

Carlsbad City Council Regular Meeting
Janell Whitlock Municipal Complex
114 S. Halagueno Street
Carlsbad, New Mexico

March 28, 2023 at 6:00 p.m.

Invocation – Pledge of Allegiance

1. Approval of Agenda
2. City of Carlsbad Financials – February 2023
3. Routine and Regular Business

All matters under this heading are considered routine by the City Council and will be acted upon in one motion. There will be no separate discussion of these items. If discussion is desired on a particular item, upon request, that item may be removed from the Routine and Regular Business and be considered separately.

- A. **Minutes of the Regular City Council Meeting held on March 14, 2023**
- B. **City Personnel Report**
- C. **Contracts and Agreements**
 - 1) Consider Approval of Amendment to Agreement between the City of Carlsbad and Southeast New Mexico Action Corporation for the Lease of Property for the Nutritional Meals Program
- D. **Monthly Reports**
 - 1) Community Development Department February 2023
 - 2) Municipal Services Department February 2023
 - 3) Utilities Department February 2023
4. Consider Approval of Request for a Temporary Use Business License by the Heights Lions Club for a Carnival at 300 and 301 Diaz Street (Ray Anaya/San Jose Plaza and Park)
5. Consider Approval of Donation of Real Property to Eddy County for use as Right-of-Way over U.S. Refinery Road, as part of Phase III of the CR-605 widening project

6. Consider Approval of Ordinance 2023-04, an Ordinance for Safe and Anonymous Surrender of Infants
 - A. Public Hearing
 - B. Approval of Ordinance
7. Consider Approval of Ordinance 2023-05, an Ordinance authorizing the lease of property commonly known as Port Jefferson and to enter into a Lease Agreement with the Carlsbad Chamber of Commerce for Concession Services
 - A. Public Hearing
 - B. Approval of Ordinance
8. Consider Approval of Resolution 2023-12, a Resolution authorizing filing of an Application to the New Mexico Tourism Department for the FY 24 New Mexico Clean and Beautiful Grant
9. Consider Approval of Resolution 2023-13, a Resolution requiring the removal of the ruined, damaged or dilapidated buildings or structure, ruins, rubbish, wreckage and debris at 505 Monterrey Street Owners: Maria Jesus Rubio and Estanislado F. and Ycela Sosa
10. Consider Approval of Resolution 2023-14, a Resolution requiring the removal of the ruined, damaged or dilapidated buildings or structure, ruins, rubbish, wreckage and debris at 2807 San Jose Boulevard Owner: Veronica Hernandez
11. Council Committee Reports
12. Adjourn



FOR INFORMATION ONLY

Agendas and City Council minutes are available on the City web site: cityofcarlsbadnm.com or may be viewed in the Office of the City Clerk during normal and regular business hours.

CARLSBAD CITY COUNCIL MEETING SCHEDULE

- Regular Meeting - Tuesday, April 11, 2023 at 6:00 p.m.
- Regular Meeting – Tuesday, April 25, 2023 at 6:00 p.m.

If you require hearing interpreter, language interpreters or auxiliary aids in order to attend and participate in the above meeting, please contact the City Administrator's office at (575) 887-1191 at least 48 hours prior to the scheduled meeting time.

City of Carlsbad, NM

Financial Reports

FY23-08

For: July 2022 – February 2023

Table of Contents

- 1. Bank Reconciliation**
- 2. Summary of Fund Position**
- 3. Revenues**
- 4. Revenues – Gross Receipts Tax**
- 5. Transfers**
- 6. Labor**
- 7. Operations**
- 8. Capital & Project Central**
- 9. Promotional Lodgers' Tax Aging Schedule**
- 10. Municipal Court Summary**
- 11. Debt Service**
- 12. YTD Budget Report**
- 13. Check Register for Current Period ONLY**
- 14. Vendor Fiscal Year Summary**

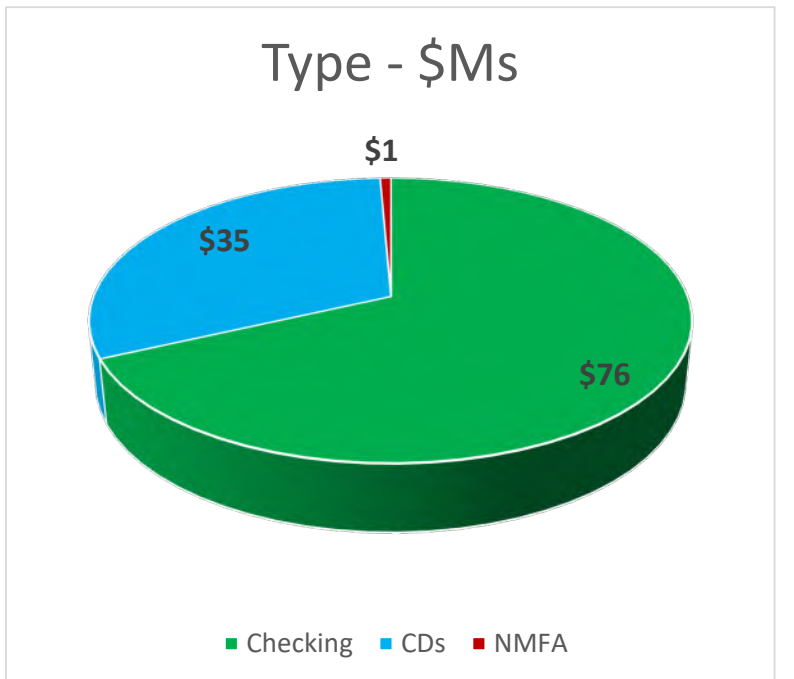
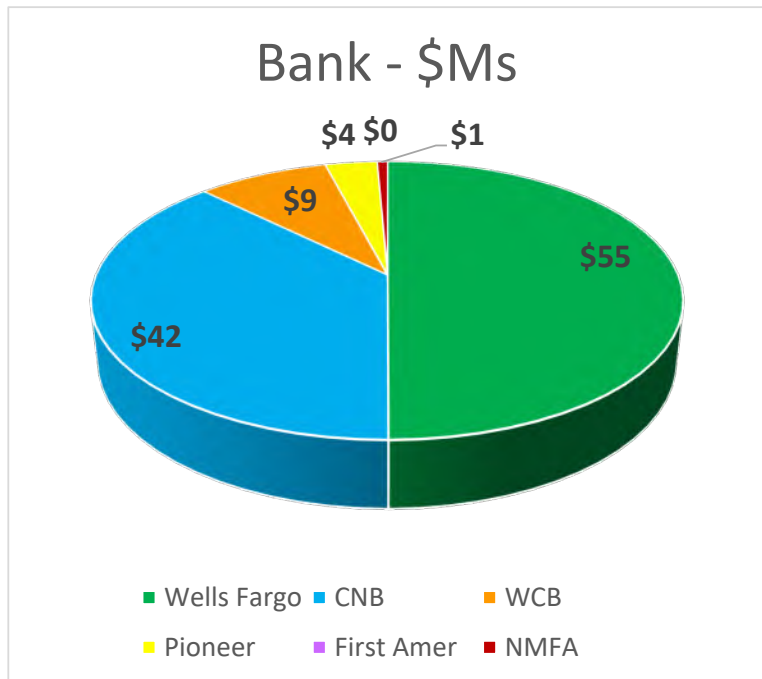
1. Bank Reconciliation

City of Carlsbad
 Reconciled Cash
 FY23-08 - February

Bank Statements				
	Per Bank	Outstanding	Adjustments	Book Balance
Wells Fargo				
General & Misc. - 10100	55,823,636.19	(370,078.30)	-	55,453,557.89
Western Commerce Bank				
Construction - 10200	8,434,694.45	(28,808.40)	-	8,405,886.05
CDs	1,065,053.34	-	-	1,065,053.34
	9,499,747.79	(28,808.40)	-	9,470,939.39
Carlsbad National Bank				
Workers Comp - 10300	23,492.95	(13,492.95)	-	10,000.00
Health Insurance - 10310	2,260,997.67	-	-	2,260,997.67
Payroll - 10320	117,012.66	(94,179.67)	-	22,832.99
Municipal Court - 10330	19,888.81	-	-	19,888.81
Debt Service - 10340	9,383,231.44	-	-	9,383,231.44
CDBG Grant - 10250	45,510.16	-	-	45,510.16
CDs	29,814,864.02	-	-	29,814,864.02
	41,664,997.71	(107,672.62)	-	41,557,325.09
Pioneer Bank				
CDs	3,744,459.90	-	-	3,744,459.90
First American Bank				
CDs	-	-	-	-
	110,732,841.59	(506,559.32)	-	110,226,282.27

NMFA Loans		Statement	Adjustment	Book Balance
Loan 11 - DW-2867 - Water Project - 11200	1020 - Cash - Debt Servicing	761,002.08	-	761,002.08
Loan 13 - New SW Grappler Truck - 11300	1020 - Cash - Debt Servicing	-	-	-
Loan 13 - New SW Grappler Truck - 11301	2011 - Debt Service Escrow	-	-	-
Loan 15 - Sports Complex - 11400	1020 - Cash - Debt Service	-	-	-
Loan 22 - Gen Cap Bond - 11100	1020 - Cash - Debt Servicing	-	-	-
Loan 22 - Gen Cap Bond - 11101	2020 - Program Funds	-	-	-
		761,002.08	-	761,002.08

Total **110,987,284.35**



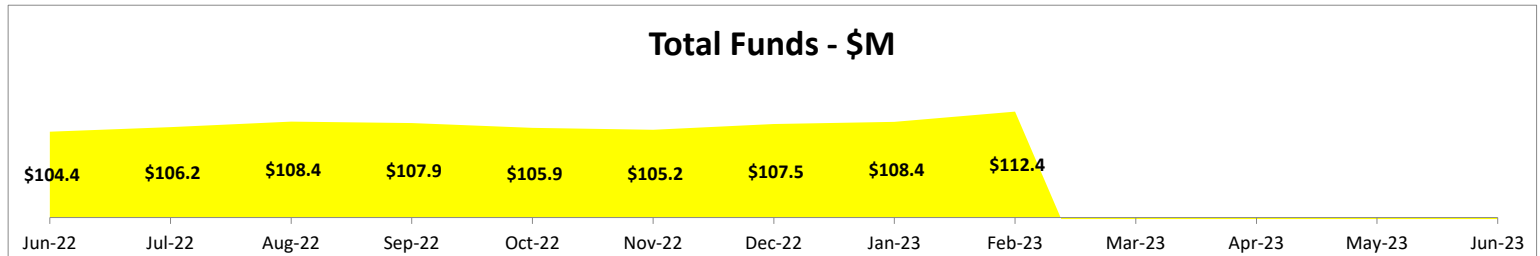
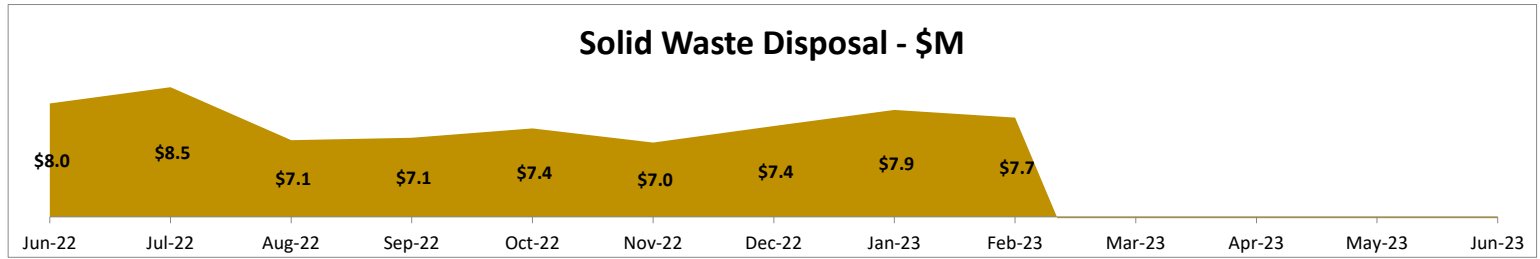


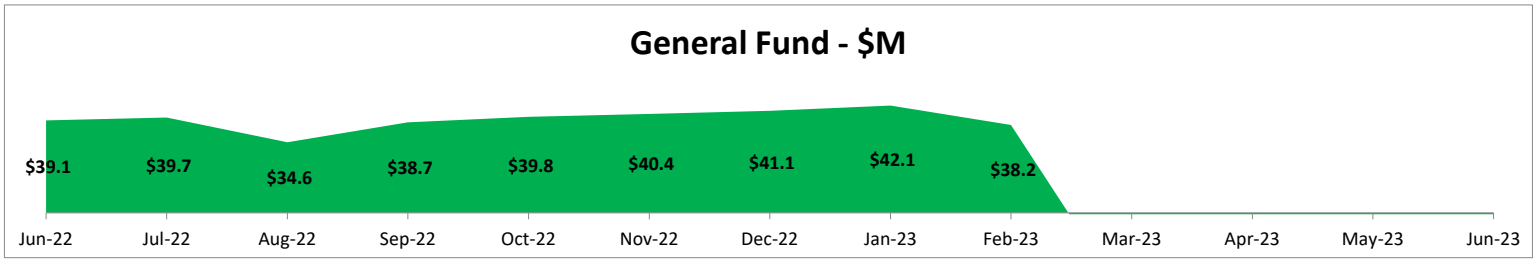
City of Carlsbad
 Certificates of Deposit
 FY23-08 - February

Bank	CD #	Fund	Fund Name	Fund Type	June	July	August	September	October	November	December	January	February	YTD Interest
Carlsbad National Bank	6813455	101	General Fund	General	575,610.61	576,041.14	576,041.14	576,041.14	576,476.72	576,476.72	576,476.72	576,912.63	576,912.63	1,302.02
Carlsbad National Bank	6814010	101	General Fund	General	213,533.10	213,533.10	213,533.10	213,694.57	213,694.57	213,694.57	213,854.40	213,854.40	213,854.40	321.30
Carlsbad National Bank	6815114	101	General Fund	General	4,020,566.05	4,023,072.02	4,023,072.02	4,023,072.02	4,038,117.21	4,038,117.21	4,038,117.21	4,053,218.66	4,053,218.66	32,652.61
Carlsbad National Bank	6815236	101	General Fund	General	314,164.81	315,496.35	315,496.35	315,496.35	316,848.23	316,848.23	316,848.23	318,205.90	318,205.90	4,041.09
Carlsbad National Bank	6815264	101	General Fund	General				9,025,932.26	9,025,932.26	9,025,932.26	9,106,268.00	9,106,268.00	9,106,268.00	80,335.74
Carlsbad National Bank	6815295	101	General Fund	General								928,000.00	928,000.00	-
Carlsbad National Bank	6814016	220	Landfill-Reserve	Capital	1,312,683.77	1,312,683.77	1,312,683.77	1,313,676.37	1,313,676.37	1,313,676.37	1,319,571.72	1,319,571.72	1,319,571.72	6,887.95
Carlsbad National Bank	6815227	220	Landfill-Reserve	Capital	682,426.42	682,426.42	682,426.42	685,090.84	685,090.84	685,090.84	687,736.59	687,736.59	687,736.59	5,310.17
Carlsbad National Bank	6815265	220	Landfill-Reserve	Capital				952,917.04	952,917.04	952,917.04	961,398.52	961,398.52	961,398.52	8,481.48
Carlsbad National Bank	6815296	220	Landfill-Reserve	Capital								957,000.00	957,000.00	-
Carlsbad National Bank	6815173	400	Disaster Preparedness	Insurance	1,003,737.08	1,003,737.08	1,004,496.07	1,004,496.07	1,004,496.07	1,005,255.63	1,005,255.63	1,005,255.63	1,006,015.77	2,278.69
Carlsbad National Bank	6813454	700	Water & Sewer	Enterprise	313,969.48	314,204.31	314,204.31	314,204.31	314,441.90	314,441.90	314,441.90	314,679.67	314,679.67	710.19
Carlsbad National Bank	6815235	700	Water & Sewer	Enterprise	360,569.86	362,098.08	362,098.08	362,098.08	363,649.65	363,649.65	363,649.65	365,207.86	365,207.86	4,638.00
Carlsbad National Bank	6814992	900	Permanent W&S	Agency	1,008,197.64	1,010,082.83	1,010,082.83	1,010,082.83	1,011,992.30	1,011,992.30	1,011,992.30	1,013,905.38	1,013,905.38	5,707.74
Carlsbad National Bank	6815297	900	Permanent W&S	Agency								3,973,760.11	3,973,760.11	-
Carlsbad National Bank	6815195	900	Permanent W&S	Agency	3,979,929.27	3,982,906.04	3,982,906.04	3,982,906.04	4,000,976.43	4,000,976.43	4,000,976.43	4,019,128.81	4,019,128.81	39,199.54
					13,785,388.09	13,796,281.14	13,797,040.13	23,779,707.92	23,818,309.59	23,819,069.15	23,916,587.30	29,814,103.88	29,814,864.02	191,866.52
Pioneer Bank	500162943	101	General Fund	General	473,379.21	473,379.21	473,379.21	474,624.88	474,624.88	474,624.88	475,873.83	475,873.83	476,486.33	3,107.12
Pioneer Bank	500162986	101	General Fund	General	433,732.28	433,732.28	433,732.28	434,873.62	434,873.62	434,873.62	436,017.96	436,017.96	436,579.16	2,846.88
Pioneer Bank	500163006	101	General Fund	General	433,732.28	433,732.28	433,732.28	434,873.62	434,873.62	434,873.62	436,017.96	436,017.96	436,579.16	2,846.88
Pioneer Bank	50103324	101	General Fund	General	703,287.39	703,287.39	703,287.39	705,138.05	705,138.05	705,138.05	706,993.58	706,993.58	707,903.56	4,616.17
Pioneer Bank	500162985	220	Landfill-Reserve	Capital	216,866.08	216,866.08	216,866.08	217,436.75	217,436.75	217,436.75	218,008.92	218,008.92	218,289.52	1,423.44
Pioneer Bank	50104293	220	Landfill-Reserve	Capital	756,841.99	756,841.99	756,841.99	758,824.04	758,824.04	758,824.04	760,811.28	760,811.28	761,829.16	4,987.17
Pioneer Bank	500163007	402	Workers' Compensation	Insurance	216,866.08	216,866.08	216,866.08	217,436.75	217,436.75	217,436.75	218,008.92	218,008.92	218,289.52	1,423.44
Pioneer Bank	50103087	402	Workers' Compensation	Insurance	268,451.94	268,451.94	268,451.94	269,158.35	269,158.35	269,158.35	269,866.62	269,866.62	270,213.97	1,762.03
Pioneer Bank	500162156	700	Water & Sewer	Enterprise	216,866.08	216,866.08	216,866.08	217,436.75	217,436.75	217,436.75	218,008.92	218,008.92	218,289.52	1,423.44
					3,720,023.33	3,720,023.33	3,720,023.33	3,729,802.81	3,729,802.81	3,729,802.81	3,739,607.99	3,739,607.99	3,744,459.90	24,436.57
Western Commerce Bank	2013661	101	General Fund	General	1,049,344.10	1,049,344.10	1,054,554.60	1,054,554.60	1,054,554.60	1,059,790.97	1,059,790.97	1,059,790.97	1,065,053.34	15,709.24
					1,052,047.77	2,052,047.77	2,059,229.61	2,059,229.61	2,059,229.61	2,066,441.20	2,066,441.20	2,066,441.20	1,065,053.34	15,709.24
TOTAL					19,557,459.19	19,568,352.24	19,576,293.07	29,568,740.34	29,607,342.01	29,615,313.16	29,722,636.49	35,620,153.07	34,624,377.26	232,012.33

2. Summary of Fund Position

City of Carlsbad
Fund Position
FY23-08 - February

					FY23									
					Transfers		Costs				Revenue & Tran		Change in Reserve/AP	Ending Fund
Fund	1 -	Fund Name	Beginning Fund	Revenues	Increase (Decrease)	Labor	Ops	Capital	Total	<Less> Costs				
General Fund	101	1-101	General Fund	39,050,893	42,831,840	(6,224,777)	28,451,395	7,561,554	1,510,603	37,523,552	(916,489)	3,132	38,137,536	
	102	1-102	Payroll	24,195	-	-	-	-	-	-	-	287	24,482	
Capital Funds	200	1-200	GRT Capital Outlay	1,554,915	2,993,805	(3,458,098)	-	121,987	68,903	190,891	(655,184)	-	899,731	
	201	1-201	Capital Projects	1,312,104	473,033.97	-	-	-	561,700	561,700	(88,666)	-	1,223,438	
	202	1-202	Airport Improvements	87,066	177,171	300,000	-	-	36,148	36,148	441,023	-	528,089	
	220	1-220	Landfill-Reserve	5,104,278	142,122	111,000	-	-	-	-	253,122	-	5,357,401	
	230	1-230	Landfill-Closure	567,058	-	-	-	27,279	-	27,279	(27,279)	-	539,779	
	240	1-240	Landfill-Construction	3,585,585	-	1,000,000	-	1,112,636	-	1,112,636	(112,636)	-	3,472,950	
Special Revenue Funds	300	1-300	Sports Complex	1,133,371	1,594,725	20,296	427,916	326,754	3,387	758,057	856,964	1,920	1,992,255	
	320	1-320	Streets Improvement	6,154,080	1,272,924	-	-	35,271	4,236,402	4,271,674	(2,998,750)	-	3,155,330	
	350	1-350	Local Government Correction	607,284	477,876	-	-	261,630	-	261,630	216,246	(125)	823,405	
	360	1-360	Cannabis Revenue Fund	34,054	238,385	-	-	3,926	-	3,926	234,459	-	268,513	
Insurance Funds	400	1-400	Disaster Preparedness	2,751,295	2,279	-	-	1,500,000	-	1,500,000	(1,497,721)	-	1,253,574	
	401	1-401	Insurance	1,066,629	61,662	1,000,000	-	1,252,924	-	1,252,924	(191,262)	-	875,367	
	402	1-402	Workers' Compensation	397,498	1,905	1,250,000	-	522,592	-	522,592	729,313	-	1,126,811	
	420	1-420	Health Insurance	2,482,393	4,101,132	(1,534,945)	-	2,787,583	-	2,787,583	(221,395)	-	2,260,998	
Grant Funds	500	1-500	Fire Protection	1,138,528	667,066	-	-	-	36,418	36,418	630,648	-	1,769,176	
	501	1-501	Emergency Medical Services	13,411	20,000	(13,411)	-	-	17,885	17,885	(11,296)	-	2,115	
	520	1-520	Law Enforcement Protection	0	712,000	(625,565)	-	51,896	-	51,896	34,538	-	34,539	
	550	1-550	Beautification	8,779	15,177	50,000	-	59,566	-	59,566	5,611	-	14,390	
	570	1-570	Municipal Transit	289,774	442,782	638,511	752,103	136,260	7,200	895,563	185,729	-	475,503	
	580	1-580	CDBG Grant	152,251	(0)	-	-	-	106,741	106,741	(106,741)	-	45,510	
	590	1-590	American Rescue Plan Act	-	3,681,801	(3,681,801)	-	-	-	-	-	-	-	-
Lodgers' Tax	600	1-600	LT-Promotional	2,535,615	746,101	-	-	836,394	371,126	1,207,520	(461,419)	-	2,074,196	
	650	1-650	LT-Non Promotional	1,658,430	1,119,153	-	-	513,295	1,297,630	1,810,925	(691,771)	-	966,659	
	680	1-680	LT-Discretionary	1,673,224	911,440	(150,000)	-	-	717,306	717,306	44,135	-	1,717,359	
Enterprise Funds	700	1-700	Water & Sewer	13,661,559	9,523,374	1,338,134	3,587,316	1,944,256	2,558,017	8,089,588	2,771,920	(524,324)	15,909,155	
	720	1-720	Solid Waste Disposal	8,027,504	5,948,681	(1,177,442)	1,432,897	1,252,095	2,485,051	5,170,043	(398,805)	24,966	7,653,666	
	750	1-750	Special Museum	15,163	5,155	-	-	714	-	714	4,442	(9)	19,595	
	790	1-790	Golf Pro Shop	-	808,661	50,000	-	317,126	-	317,126	541,535	4,796	546,331	
Debt Service	850	1-850	NMFA-Water & Sewer	241,174	8,842	11,108,098	-	1,213,881	-	1,213,881	9,903,060	-	10,144,234	
Agency Funds	900	1-900	Permanent W&S	8,961,194	45,601	-	-	-	-	-	45,601	-	9,006,794	
	920	1-920	Municipal Court	23,065	-	-	-	-	-	-	-	(3,176)	19,889	
	980	1-980	ELEA	72,810	75,000	-	-	48,434	-	48,434	26,566	-	99,377	
Total				104,385,180	79,099,695	-	34,651,626	21,888,052	14,014,517	70,554,196	8,545,499	(492,533)	112,438,146	



City of Carlsbad
Revenue
FY23-08 - February

		1	2	3	4	5	6	7	8	9	10	11	12	Total
	Fund	Jul-22	Aug-22	Sep-22	Oct-22	Nov-22	Dec-22	Jan-23	Feb-23	Mar-23	Apr-23	May-23	Jun-23	
General Fund	101 General Fund	5,996,173	3,775,803	4,894,341	5,163,221	4,708,835	6,145,078	5,574,871	6,573,519	-	-	-	-	42,831,840
	102 Payroll	-	-	-	-	-	-	-	-	-	-	-	-	-
Capital Funds	200 GRT Capital Outlay	362,290	292,850	382,923	399,554	355,371	416,184	306,865	477,768	-	-	-	-	2,993,805
	201 Capital Projects	46,095	311	454	384	336	59,901	(11,916)	377,468	-	-	-	-	473,034
	202 Airport Improvements	39,649	1,199	6,074	119,815	2,419	937	709	6,370	-	-	-	-	177,171
	220 Landfill-Reserve	348	359	6,713	348	359	132,210	487	1,298	-	-	-	-	142,122
	230 Landfill-Closure	-	-	-	-	-	-	-	-	-	-	-	-	-
	240 Landfill-Construction	-	-	-	-	-	-	-	-	-	-	-	-	-
Special Revenue Funds	300 Sports Complex	193,888	156,922	203,478	213,509	188,838	221,152	163,062	253,876	-	-	-	-	1,594,725
	320 Streets Improvement	78,628	60,417	85,320	78,624	342,491	78,938	66,857	481,649	-	-	-	-	1,272,924
	350 Local Government Correction	47,444	65,688	55,405	72,190	54,339	58,118	61,318	63,374	-	-	-	-	477,876
	360 Cannabis Revenue Fund	30,249	30,372	13,724	42,439	32,717	25,800	33,187	29,897	-	-	-	-	238,385
Insurance Funds	400 Disaster Preparedness	-	759	-	-	760	-	-	760	-	-	-	-	2,279
	401 Insurance	10,229	-	2,675	21,609	-	19,112	-	8,037	-	-	-	-	61,662
	402 Workers' Compensation	-	-	1,277	-	-	-	-	628	-	-	-	-	1,905
	420 Health Insurance	536,474	517,361	521,104	504,011	502,207	516,264	500,430	503,281	-	-	-	-	4,101,132
Grant Funds	500 Fire Protection	-	333,533	-	-	-	-	-	333,533	-	-	-	-	667,066
	501 Emergency Medical Services	-	-	20,000	-	-	-	-	-	-	-	-	-	20,000
	520 Law Enforcement Protection	-	-	112,000	-	-	600,000	-	-	-	-	-	-	712,000
	550 Beautification	-	15,177	-	-	-	-	-	-	-	-	-	-	15,177
	570 Municipal Transit	61,628	65,780	5,333	86,323	139,146	3,037	4,712	76,823	-	-	-	-	442,782
	580 CDBG Grant	(0)	-	-	-	-	-	-	-	-	-	-	-	(0)
	590 American Rescue Plan Act	-	3,681,801	-	-	-	-	-	-	-	-	-	-	3,681,801
Lodgers' Tax	600 LT-Promotional	84,881	99,244	90,877	132,801	111,111	42,205	95,531	89,452	-	-	-	-	746,101
	650 LT-Non Promotional	127,321	148,866	136,315	196,568	166,666	65,941	143,297	134,178	-	-	-	-	1,119,153
	680 LT-Discretionary	91,367	121,424	125,613	11,706	118,310	207,893	116,378	118,749	-	-	-	-	911,440
Enterprise Funds	700 Water & Sewer	1,476,645	1,331,162	1,395,838	1,322,508	1,101,320	966,429	1,026,742	902,730	-	-	-	-	9,523,374
	720 Solid Waste Disposal	732,203	729,495	715,639	722,108	726,499	769,581	770,582	782,573	-	-	-	-	5,948,681
	750 Special Museum	965	686	1,167	453	638	497	397	353	-	-	-	-	5,155
	790 Golf Pro Shop	-	252,169	116,345	86,526	51,673	73,442	139,278	89,227	-	-	-	-	808,661
Debt Service	850 NMFA-Water & Sewer	657	770	918	1,065	733	1,205	1,774	1,721	-	-	-	-	8,842
Agency Funds	900 Permanent W&S	5,555	-	-	19,980	-	-	20,065	-	-	-	-	-	45,601
	920 Municipal Court	-	-	-	-	-	-	-	-	-	-	-	-	-
	950 WIPP Accel Impact	-	-	-	-	-	-	-	-	-	-	-	-	-
	980 ELEA	-	50,000	25,000	-	-	-	-	-	-	-	-	-	75,000
Total		9,922,688	11,732,149	8,918,533	9,195,740	8,604,769	10,403,924	9,014,628	11,307,264	-	-	-	-	79,099,695

City of Carlsbad
Labor
FY23-08 - February

			1	2	3	4	5	6	7	8	9	10	11	12	Total
	Fund	Fund Name	Jul-22	Aug-22	Sep-22	Oct-22	Nov-22	Dec-22	Jan-23	Feb-23	Mar-23	Apr-23	May-23	Jun-23	
General Fund	101	General Fund	4,412,551	2,997,438	3,061,253	4,308,509	3,168,333	4,572,680	2,994,726	2,935,904	-	-	-	-	28,451,395
	102	Payroll	-	-	-	-	-	-	-	-	-	-	-	-	-
	200	GRT Capital Outlay	-	-	-	-	-	-	-	-	-	-	-	-	-
	201	Capital Projects	-	-	-	-	-	-	-	-	-	-	-	-	-
Capital Funds	202	Airport Improvements	-	-	-	-	-	-	-	-	-	-	-	-	-
	220	Landfill-Reserve	-	-	-	-	-	-	-	-	-	-	-	-	-
	230	Landfill-Closure	-	-	-	-	-	-	-	-	-	-	-	-	-
	240	Landfill-Construction	-	-	-	-	-	-	-	-	-	-	-	-	-
Special Revenue Funds	300	Sports Complex	68,919	46,027	44,551	64,992	44,599	63,995	47,557	47,275	-	-	-	-	427,916
	320	Streets Improvement	-	-	-	-	-	-	-	-	-	-	-	-	-
	350	Local Government Correction	-	-	-	-	-	-	-	-	-	-	-	-	-
Insurance Funds	400	Disaster Preparedness	-	-	-	-	-	-	-	-	-	-	-	-	-
	401	Insurance	-	-	-	-	-	-	-	-	-	-	-	-	-
	402	Workers' Compensation	-	-	-	-	-	-	-	-	-	-	-	-	-
	420	Health Insurance	-	-	-	-	-	-	-	-	-	-	-	-	-
	500	Fire Protection	-	-	-	-	-	-	-	-	-	-	-	-	-
	501	Emergency Medical Services	-	-	-	-	-	-	-	-	-	-	-	-	-
	520	Law Enforcement Protection	-	-	-	-	-	-	-	-	-	-	-	-	-
Grant Funds	550	Beautification	-	-	-	-	-	-	-	-	-	-	-	-	-
	570	Municipal Transit	111,808	82,688	84,842	121,159	79,282	112,659	78,981	80,684	-	-	-	-	752,103
	580	CDBG Grant	-	-	-	-	-	-	-	-	-	-	-	-	-
	590	American Rescue Plan Act	-	-	-	-	-	-	-	-	-	-	-	-	-
Lodgers' Tax	600	LT-Promotional	-	-	-	-	-	-	-	-	-	-	-	-	-
	650	LT-Non Promotional	-	-	-	-	-	-	-	-	-	-	-	-	-
	680	LT-Discretionary	-	-	-	-	-	-	-	-	-	-	-	-	-
Enterprise Funds	700	Water & Sewer	548,650	391,299	375,417	559,648	390,546	546,432	393,769	381,554	-	-	-	-	3,587,316
	720	Solid Waste Disposal	220,615	140,083	147,726	210,544	146,004	234,688	172,672	160,566	-	-	-	-	1,432,897
	750	Special Museum	-	-	-	-	-	-	-	-	-	-	-	-	-
	790	Golf Pro Shop	-	-	-	-	-	-	-	-	-	-	-	-	-
Debt Service	850	NMFA-Water & Sewer	-	-	-	-	-	-	-	-	-	-	-	-	-
	900	Permanent W&S	-	-	-	-	-	-	-	-	-	-	-	-	-
Agency Funds	920	Municipal Court	-	-	-	-	-	-	-	-	-	-	-	-	-
	950	WIPP Accel Impact	-	-	-	-	-	-	-	-	-	-	-	-	-
	980	ELEA	-	-	-	-	-	-	-	-	-	-	-	-	-
		Total	5,362,542	3,657,535	3,713,790	5,264,852	3,828,764	5,530,454	3,687,706	3,605,984	-	-	-	-	34,651,626

City of Carlsbad
Operations
FY23-08 - February

			1	2	3	4	5	6	7	8	9	10	11	12	
	Fund	Fund Name	Jul-22	Aug-22	Sep-22	Oct-22	Nov-22	Dec-22	Jan-23	Feb-23	Mar-23	Apr-23	May-23	Jun-23	Total
General Fund	101	General Fund	1,065,304	987,725	1,066,353	902,517	777,626	734,532	1,024,481	1,003,016	-	-	-	-	7,561,554
	102	Payroll	-	-	-	-	-	-	-	-	-	-	-	-	-
Capital Funds	200	GRT Capital Outlay	14,600	12,954	15,267	16,001	14,752	16,667	12,609	19,138	-	-	-	-	121,987
	201	Capital Projects	-	-	-	-	-	-	-	-	-	-	-	-	-
	202	Airport Improvements	-	-	-	-	-	-	-	-	-	-	-	-	-
	220	Landfill-Reserve	-	-	-	-	-	-	-	-	-	-	-	-	-
	230	Landfill-Closure	3,079	-	-	3,079	14,966	-	6,155	-	-	-	-	-	27,279
	240	Landfill-Construction	-	-	183,568	862,475	23,073	-	-	43,520	-	-	-	-	1,112,636
Special Revenue Funds	300	Sports Complex	73,689	35,701	42,416	37,659	50,092	23,408	29,235	34,554	-	-	-	-	326,754
	320	Streets Improvement	-	22,851	12,420	-	-	-	-	-	-	-	-	-	35,271
	350	Local Government Correction	39,045	45,885	48,545	-	38,380	29,640	29,545	30,590	-	-	-	-	261,630
	360	Cannabis Revenue Fund	-	-	-	1,273	982	774	-	897	-	-	-	-	3,926
Insurance Funds	400	Disaster Preparedness	1,500,000	-	-	-	-	-	-	-	-	-	-	-	1,500,000
	401	Insurance	1,276	1,087,406	85,554	2,996	38,022	13,883	4,296	19,490	-	-	-	-	1,252,924
	402	Workers' Compensation	66,435	15,167	33,864	67,672	28,870	33,660	247,637	29,286	-	-	-	-	522,592
	420	Health Insurance	483,923	310,847	436,203	243,739	370,609	294,284	288,675	359,304	-	-	-	-	2,787,583
Grant Funds	500	Fire Protection	-	-	-	-	-	-	-	-	-	-	-	-	-
	501	Emergency Medical Services	-	-	-	-	-	-	-	-	-	-	-	-	-
	520	Law Enforcement Protection	378	18,015	3,942	5,362	7,367	4,067	4,132	8,633	-	-	-	-	51,896
	550	Beautification	6,155	9,964	8,073	8,716	8,931	5,954	5,257	6,517	-	-	-	-	59,566
	570	Municipal Transit	15,962	12,119	32,309	18,042	14,033	19,153	12,308	12,334	-	-	-	-	136,260
	580	CDBG Grant	-	-	-	-	-	-	-	-	-	-	-	-	-
	590	American Rescue Plan Act	-	-	-	-	-	-	-	-	-	-	-	-	-
Lodgers' Tax	600	LT-Promotional	279,680	(27,197)	77,776	123,634	82,886	85,709	67,627	146,280	-	-	-	-	836,394
	650	LT-Non Promotional	116,732	134,718	29,323	45,208	31,215	95,958	32,432	27,708	-	-	-	-	513,295
	680	LT-Discretionary	-	-	-	-	-	-	-	-	-	-	-	-	-
Enterprise Funds	700	Water & Sewer	269,730	259,277	318,452	230,256	204,958	156,122	303,774	201,687	-	-	-	-	1,944,256
	720	Solid Waste Disposal	80,378	83,171	219,910	270,653	201,770	98,450	132,694	165,070	-	-	-	-	1,252,095
	750	Special Museum	19	269	108	122	73	10	9	104	-	-	-	-	714
	790	Golf Pro Shop	25,423	28,967	39,726	27,164	78,391	38,847	26,544	52,064	-	-	-	-	317,126
Debt Service	850	NMFA-Water & Sewer	-	-	1,090,387	-	123,493	-	-	-	-	-	-	-	1,213,881
	900	Permanent W&S	-	-	-	-	-	-	-	-	-	-	-	-	-
Agency Funds	920	Municipal Court	-	-	-	-	-	-	-	-	-	-	-	-	-
	950	WIPP Accel Impact	-	-	-	-	-	-	-	-	-	-	-	-	-
	980	ELEA	4,962	6,995	4,874	5,028	4,874	4,874	11,628	5,197	-	-	-	-	48,434
Total			4,046,771	3,044,832	3,749,071	2,871,596	2,115,363	1,655,992	2,239,038	2,165,389	-	-	-	-	21,888,052

City of Carlsbad
 Capital
 FY23-08 - February

			1	2	3	4	5	6	7	8	9	10	11	12	Total
	Fund	Fund Name	Jul-22	Aug-22	Sep-22	Oct-22	Nov-22	Dec-22	Jan-23	Feb-23	Mar-23	Apr-23	May-23	Jun-23	
General Fund	101	General Fund	77,311	123,182	167,246	82,250	173,351	225,370	416,574	245,320	-	-	-	-	1,510,603
	102	Payroll	-	-	-	-	-	-	-	-	-	-	-	-	-
	200	GRT Capital Outlay	10,317	4,875	21,346	7,299	8,055	-	-	17,013	-	-	-	-	68,903
	201	Capital Projects	-	-	-	57,051	358,360	54,024	68,006	24,261	-	-	-	-	561,700
Capital Funds	202	Airport Improvements	28,978	-	7,171	-	-	-	-	-	-	-	-	-	36,148
	220	Landfill-Reserve	-	-	-	-	-	-	-	-	-	-	-	-	-
	230	Landfill-Closure	-	-	-	-	-	-	-	-	-	-	-	-	-
	240	Landfill-Construction	-	-	-	-	-	-	-	-	-	-	-	-	-
Special Revenue Funds	300	Sports Complex	-	-	-	-	-	-	-	3,387	-	-	-	-	3,387
	320	Streets Improvement	(23,628)	274,158	1,027,591	738,220	1,373,890	28,504	569,122	248,545	-	-	-	-	4,236,402
	350	Local Government Correction	-	-	-	-	-	-	-	-	-	-	-	-	-
	400	Disaster Preparedness	-	-	-	-	-	-	-	-	-	-	-	-	-
Insurance Funds	401	Insurance	-	-	-	-	-	-	-	-	-	-	-	-	-
	402	Workers' Compensation	-	-	-	-	-	-	-	-	-	-	-	-	-
	420	Health Insurance	-	-	-	-	-	-	-	-	-	-	-	-	-
	500	Fire Protection	-	10,003	-	-	6,290	-	-	20,126	-	-	-	-	36,418
	501	Emergency Medical Services	-	-	-	-	-	-	17,885	-	-	-	-	-	17,885
	520	Law Enforcement Protection	-	-	-	-	-	-	-	-	-	-	-	-	-
Grant Funds	550	Beautification	-	-	-	-	-	-	-	-	-	-	-	-	-
	570	Municipal Transit	-	-	-	-	-	-	-	7,200	-	-	-	-	7,200
	580	CDBG Grant	8,732	(26,197)	5,702	94,569	18,936	5,000	-	-	-	-	-	-	106,741
	590	American Rescue Plan Act	-	-	-	-	-	-	-	-	-	-	-	-	-
	600	LT-Promotional	371,126	-	-	-	-	-	-	-	-	-	-	-	371,126
Lodgers' Tax	650	LT-Non Promotional	-	-	165,282	-	218,253	117,415	638,891	157,788	-	-	-	-	1,297,630
	680	LT-Discretionary	-	-	-	223,106	11,901	468,099	1,773	12,427	-	-	-	-	717,306
Enterprise Funds	700	Water & Sewer	117,374	88,411	251,935	1,149,496	364,981	122,777	334,413	128,630	-	-	-	-	2,558,017
	720	Solid Waste Disposal	255,411	391,791	391,791	-	784,013	-	-	662,045	-	-	-	-	2,485,051
	750	Special Museum	-	-	-	-	-	-	-	-	-	-	-	-	-
	790	Golf Pro Shop	-	-	-	-	-	-	-	-	-	-	-	-	-
Debt Service	850	NMFA-Water & Sewer	-	-	-	-	-	-	-	-	-	-	-	-	-
	900	Permanent W&S	-	-	-	-	-	-	-	-	-	-	-	-	-
Agency Funds	920	Municipal Court	-	-	-	-	-	-	-	-	-	-	-	-	-
	950	WIPP Accel Impact	-	-	-	-	-	-	-	-	-	-	-	-	-
	980	ELEA	-	-	-	-	-	-	-	-	-	-	-	-	-
		Total	845,619	866,222	2,038,063	2,351,990	3,318,029	1,021,188	2,046,665	1,526,741	-	-	-	-	14,014,517

City of Carlsbad

Total Costs

FY23-08 - February

		1	2	3	4	5	6	7	8	9	10	11	12	Total
	Fund	Jul-22	Aug-22	Sep-22	Oct-22	Nov-22	Dec-22	Jan-23	Feb-23	Mar-23	Apr-23	May-23	Jun-23	
General Fund	101 General Fund	5,555,166	4,108,346	4,294,852	5,293,276	4,119,309	5,532,582	4,435,781	4,184,240	-	-	-	-	37,523,552
	102 Payroll	-	-	-	-	-	-	-	-	-	-	-	-	-
Capital Funds	200 GRT Capital Outlay	24,917	17,829	36,613	23,299	22,807	16,667	12,609	36,151	-	-	-	-	190,891
	201 Capital Projects	-	-	-	57,051	358,360	54,024	68,006	24,261	-	-	-	-	561,700
	202 Airport Improvements	28,978	-	7,171	-	-	-	-	-	-	-	-	-	36,148
	220 Landfill-Reserve	-	-	-	-	-	-	-	-	-	-	-	-	-
	230 Landfill-Closure	3,079	-	-	3,079	14,966	-	6,155	-	-	-	-	-	27,279
	240 Landfill-Construction	-	-	183,568	862,475	23,073	-	-	43,520	-	-	-	-	1,112,636
Special Revenue Funds	300 Sports Complex	142,608	81,728	86,968	102,650	94,691	87,403	76,793	85,216	-	-	-	-	758,057
	320 Streets Improvement	(23,628)	297,009	1,040,012	738,220	1,373,890	28,504	569,122	248,545	-	-	-	-	4,271,674
	350 Local Government Correction	39,045	45,885	48,545	-	38,380	29,640	29,545	30,590	-	-	-	-	261,630
	360 Cannabis Revenue Fund	-	-	-	1,273	982	774	-	897	-	-	-	-	3,926
Insurance Funds	400 Disaster Preparedness	1,500,000	-	-	-	-	-	-	-	-	-	-	-	1,500,000
	401 Insurance	1,276	1,087,406	85,554	2,996	38,022	13,883	4,296	19,490	-	-	-	-	1,252,924
	402 Workers' Compensation	66,435	15,167	33,864	67,672	28,870	33,660	247,637	29,286	-	-	-	-	522,592
	420 Health Insurance	483,923	310,847	436,203	243,739	370,609	294,284	288,675	359,304	-	-	-	-	2,787,583
Grant Funds	500 Fire Protection	-	10,003	-	-	6,290	-	-	20,126	-	-	-	-	36,418
	501 Emergency Medical Services	-	-	-	-	-	-	17,885	-	-	-	-	-	17,885
	520 Law Enforcement Protection	378	18,015	3,942	5,362	7,367	4,067	4,132	8,633	-	-	-	-	51,896
	550 Beautification	6,155	9,964	8,073	8,716	8,931	5,954	5,257	6,517	-	-	-	-	59,566
	570 Municipal Transit	127,770	94,807	117,152	139,201	93,315	131,811	91,289	100,218	-	-	-	-	895,563
	580 CDBG Grant	8,732	(26,197)	5,702	94,569	18,936	5,000	-	-	-	-	-	-	106,741
	590 American Rescue Plan Act	-	-	-	-	-	-	-	-	-	-	-	-	-
Lodgers' Tax	600 LT-Promotional	650,806	(27,197)	77,776	123,634	82,886	85,709	67,627	146,280	-	-	-	-	1,207,520
	650 LT-Non Promotional	116,732	134,718	194,605	45,208	249,468	213,373	671,323	185,496	-	-	-	-	1,810,925
	680 LT-Discretionary	-	-	-	223,106	11,901	468,099	1,773	12,427	-	-	-	-	717,306
Enterprise Funds	700 Water & Sewer	935,754	738,988	945,803	1,939,400	960,485	825,331	1,031,956	711,871	-	-	-	-	8,089,588
	720 Solid Waste Disposal	556,403	615,044	759,427	481,197	1,131,788	333,138	305,366	987,681	-	-	-	-	5,170,043
	750 Special Museum	19	269	108	122	73	10	9	104	-	-	-	-	714
	790 Golf Pro Shop	25,423	28,967	39,726	27,164	78,391	38,847	26,544	52,064	-	-	-	-	317,126
Debt Service	850 NMFA-Water & Sewer	-	-	1,090,387	-	123,493	-	-	-	-	-	-	-	1,213,881
Agency Funds	900 Permanent W&S	-	-	-	-	-	-	-	-	-	-	-	-	-
	920 Municipal Court	-	-	-	-	-	-	-	-	-	-	-	-	-
	950 WIPP Accel Impact	-	-	-	-	-	-	-	-	-	-	-	-	-
	980 ELEA	4,962	6,995	4,874	5,028	4,874	4,874	11,628	5,197	-	-	-	-	48,434
		Total	10,254,932	7,568,590	9,500,924	10,488,438	9,262,156	8,207,635	7,973,408	7,298,114	-	-	-	-

City of Carlsbad
Net Change in Fund
FY23-08 - February

			1	2	3	4	5	6	7	8	9	10	11	12	
	Fund	Fund Name	Jul-22	Aug-22	Sep-22	Oct-22	Nov-22	Dec-22	Jan-23	Feb-23	Mar-23	Apr-23	May-23	Jun-23	Total
General Fund	101	General Fund	441,007	(5,244,132)	4,281,290	1,249,391	589,526	612,495	1,139,089	(3,985,156)	-	-	-	-	(916,489)
	102	Payroll	-	-	-	-	-	-	-	-	-	-	-	-	-
Capital Funds	200	GRT Capital Outlay	337,373	(964,504)	(403,690)	376,254	(156,960)	399,518	294,256	(537,431)	-	-	-	-	(655,184)
	201	Capital Projects	46,095	311	454	(56,667)	(358,024)	5,878	(79,921)	353,208	-	-	-	-	(88,666)
	202	Airport Improvements	10,671	301,199	(1,097)	119,815	2,419	937	709	6,370	-	-	-	-	441,023
	220	Landfill-Reserve	348	111,359	6,713	348	359	132,210	487	1,298	-	-	-	-	253,122
	230	Landfill-Closure	(3,079)	-	-	(3,079)	(14,966)	-	(6,155)	-	-	-	-	-	(27,279)
	240	Landfill-Construction	-	1,000,000	(183,568)	(862,475)	(23,073)	-	-	(43,520)	-	-	-	-	(112,636)
Special Revenue Funds	300	Sports Complex	51,279	75,194	116,510	131,154	94,146	133,750	86,269	168,661	-	-	-	-	856,964
	320	Streets Improvement	102,256	(236,592)	(954,692)	(659,595)	(1,031,399)	50,434	(502,265)	233,104	-	-	-	-	(2,998,750)
	350	Local Government Correction	8,399	19,803	6,860	72,190	15,959	28,478	31,773	32,784	-	-	-	-	216,246
	360	Cannabis Revenue Fund	30,249	30,372	13,724	41,166	31,736	25,026	33,187	29,000	-	-	-	-	234,459
Insurance Funds	400	Disaster Preparedness	(1,500,000)	759	-	-	760	-	-	760	-	-	-	-	(1,497,721)
	401	Insurance	8,952	(87,406)	(82,879)	18,614	(38,022)	5,229	(4,296)	(11,453)	-	-	-	-	(191,262)
	402	Workers' Compensation	(66,435)	1,234,833	(32,587)	(67,672)	(28,870)	(33,660)	(247,637)	(28,658)	-	-	-	-	729,313
	420	Health Insurance	52,552	206,515	84,902	(1,274,673)	131,598	221,980	211,755	143,977	-	-	-	-	(221,395)
Grant Funds	500	Fire Protection	-	323,530	-	-	(6,290)	-	-	313,407	-	-	-	-	630,648
	501	Emergency Medical Services	-	(13,411)	20,000	-	-	-	(17,885)	-	-	-	-	-	(11,296)
	520	Law Enforcement Protection	(378)	(18,015)	108,058	(5,362)	(7,367)	595,933	(4,132)	(634,198)	-	-	-	-	34,538
	550	Beautification	(6,155)	55,213	(8,073)	(8,716)	(8,931)	(5,954)	(5,257)	(6,517)	-	-	-	-	5,611
	570	Municipal Transit	(66,142)	570,973	(111,819)	(14,368)	45,831	(128,774)	(86,577)	(23,395)	-	-	-	-	185,729
	580	CDBG Grant	(8,732)	26,197	(5,702)	(94,569)	(18,936)	(5,000)	-	-	-	-	-	-	(106,741)
	590	American Rescue Plan Act	-	3,681,801	(3,681,801)	-	-	-	-	-	-	-	-	-	-
Lodgers' Tax	600	LT-Promotional	(565,925)	126,441	13,101	9,167	28,225	(43,503)	27,904	(56,828)	-	-	-	-	(461,419)
	650	LT-Non Promotional	10,589	14,148	(58,290)	151,360	(82,802)	(147,433)	(528,026)	(51,318)	-	-	-	-	(691,771)
	680	LT-Discretionary	91,367	121,424	125,613	(361,400)	106,409	(260,206)	114,605	106,322	-	-	-	-	44,135
Enterprise Funds	700	Water & Sewer	540,890	992,174	1,200,035	(428,757)	140,835	141,098	(5,214)	190,859	-	-	-	-	2,771,920
	720	Solid Waste Disposal	175,800	(1,121,549)	(43,788)	299,468	(405,288)	436,444	465,216	(205,108)	-	-	-	-	(398,805)
	750	Special Museum	947	417	1,059	331	565	486	388	249	-	-	-	-	4,442
	790	Golf Pro Shop	(25,423)	273,203	76,620	59,362	(26,718)	34,595	112,735	37,163	-	-	-	-	541,535
Debt Service	850	NMFA-Water & Sewer	657	2,640,295	(1,089,470)	1,065	366,764	1,205	1,774	7,980,769	-	-	-	-	9,903,060
Agency Funds	900	Permanent W&S	5,555	-	-	19,980	-	-	20,065	-	-	-	-	-	45,601
	920	Municipal Court	-	-	-	-	-	-	-	-	-	-	-	-	-
	950	WIPP Accel Impact	-	-	-	-	-	-	-	-	-	-	-	-	-
	980	ELEA	(4,962)	43,005	20,126	(5,028)	(4,874)	(4,874)	(11,628)	(5,197)	-	-	-	-	26,566
		Total	(332,244)	4,163,559	(582,391)	(1,292,698)	(657,387)	2,196,290	1,041,220	4,009,150	-	-	-	-	8,545,499

3. Revenues

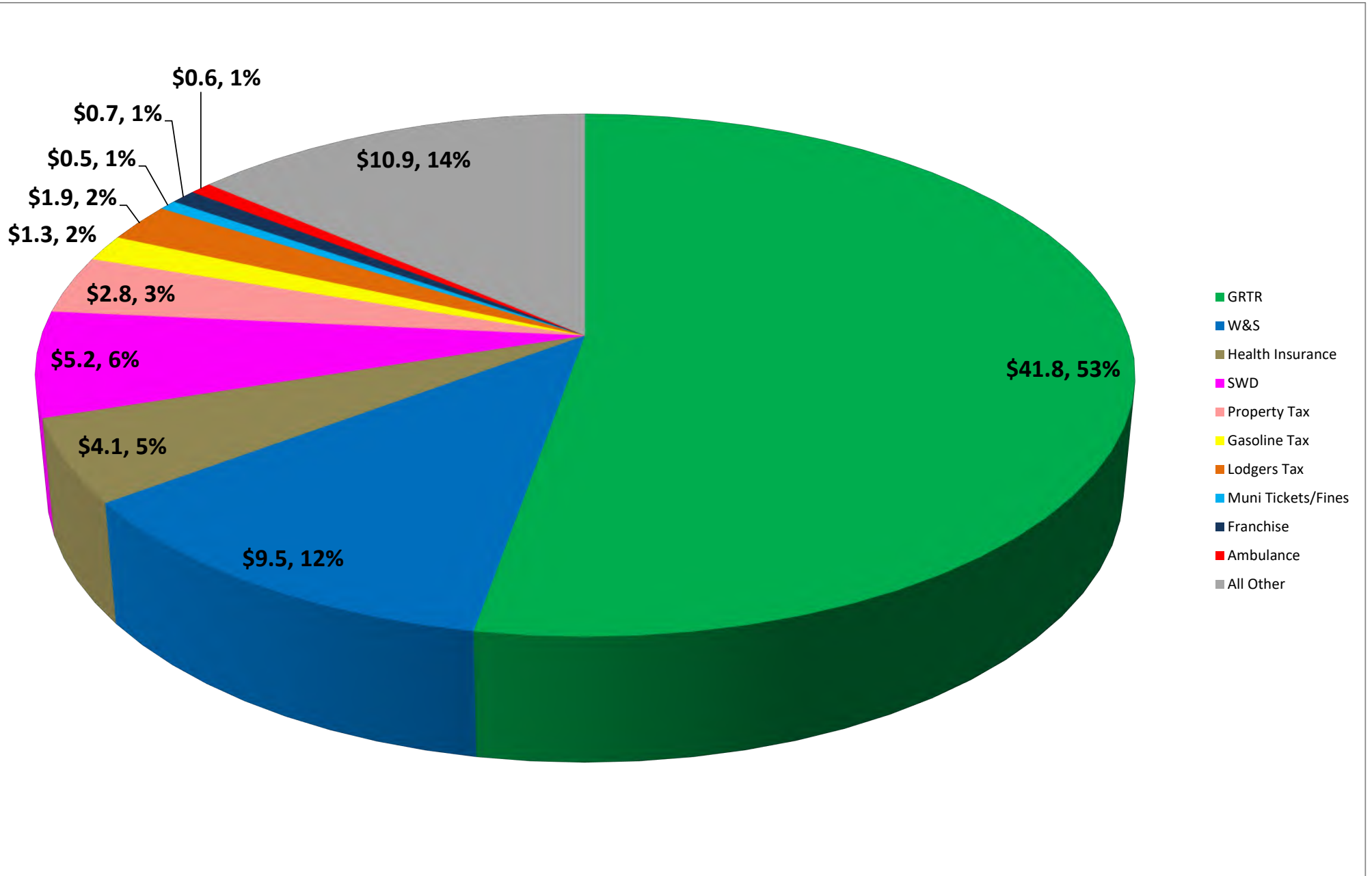
The City of Carlsbad
Revenue by Fund
FY23-08 February

	Fund	Fund	% of Total Revenue	July - February			Total FY Budget	FY Target 67%
				Actual	Adj Bud	Fav(Unfav)		
General Fund	101	General Fund	54.1%	42,831,840	34,661,028	8,170,811	51,991,543	82%
	102	Payroll	0.0%	-	-	-	-	-
Capital Funds	200	GRT Capital Outlay	3.8%	2,993,805	2,240,000	753,805	3,360,000	89%
	201	Capital Projects	0.6%	473,034	4,693,983	(4,220,949)	7,040,975	7%
	202	Airport Improvements	0.2%	177,171	2,996,131	(2,818,959)	4,494,196	4%
	220	Landfill-Reserve	0.2%	142,122	74,000	68,122	111,000	128%
	230	Landfill-Closure	0.0%	-	-	-	-	-
	240	Landfill-Construction	0.0%	-	-	-	-	-
Special Revenue Funds	300	Sports Complex	2.0%	1,594,725	1,454,000	140,725	2,181,000	73%
	320	Streets Improvement	1.6%	1,272,924	1,574,371	(301,447)	2,361,557	54%
	350	Local Government Correction	0.6%	477,876	506,667	(28,791)	760,000	63%
	360	Cannabis Revenue	0.3%	238,385	-	238,385	-	-
Insurance Funds	400	Disaster Preparedness	0.0%	2,279	-	2,279	-	-
	401	Insurance	0.1%	61,662	13,380	48,282	20,070	-
	402	Workers' Compensation	0.0%	1,905	-	1,905	-	0%
	420	Health Insurance	5.2%	4,101,132	4,410,000	(308,868)	6,615,000	62%
Grant Funds	500	Fire Protection	0.8%	667,066	444,711	222,355	667,066	100%
	501	Emergency Medical Services	0.0%	20,000	13,333	6,667	20,000	100%
	520	Law Enforcement Protection	0.9%	712,000	491,710	220,290	737,565	97%
	550	Beautification	0.0%	15,177	23,333	(8,156)	35,000	43%
	570	Municipal Transit	0.6%	442,782	1,816,695	(1,373,913)	2,725,042	16%
	580	CDBG Grant	0.0%	-	144,368	(144,368)	216,552	0%
	590	American Rescue Plan Act	4.7%	3,681,801	2,454,534	1,227,267	3,681,801	100%
Lodgers' Tax	600	LT-Promotional	0.9%	746,101	500,000	246,101	750,000	99%
	650	LT-Non Promotional	1.4%	1,119,153	733,333	385,820	1,100,000	102%
	680	LT-Discretionary	1.2%	911,440	733,333	178,107	1,100,000	83%
Enterprise Funds	700	Water & Sewer	12.0%	9,523,374	13,324,149	(3,800,775)	19,986,224	48%
	720	Solid Waste Disposal	7.5%	5,948,681	5,177,333	771,347	7,766,000	77%
	750	Special Museum	0.0%	5,155	6,667	(1,511)	10,000	52%
	790	Golf Pro Shop	1.0%	808,661	665,333	143,328	998,000	81%
Debt Service Funds	850	NMFA-Water & Sewer	0.0%	8,842	-	8,842	-	0%
Agency Funds	900	Permanent W&S	0.1%	45,601	-	45,601	-	0%
	920	Municipal Court	0.0%	-	-	-	-	-
	950	WIPP Accel Impact	0.0%	-	-	-	-	-
	980	ELEA	0.1%	75,000	74,000	1,000	111,000	68%
			100.0%	79,099,695	79,226,394	(126,699)	118,839,590	67%

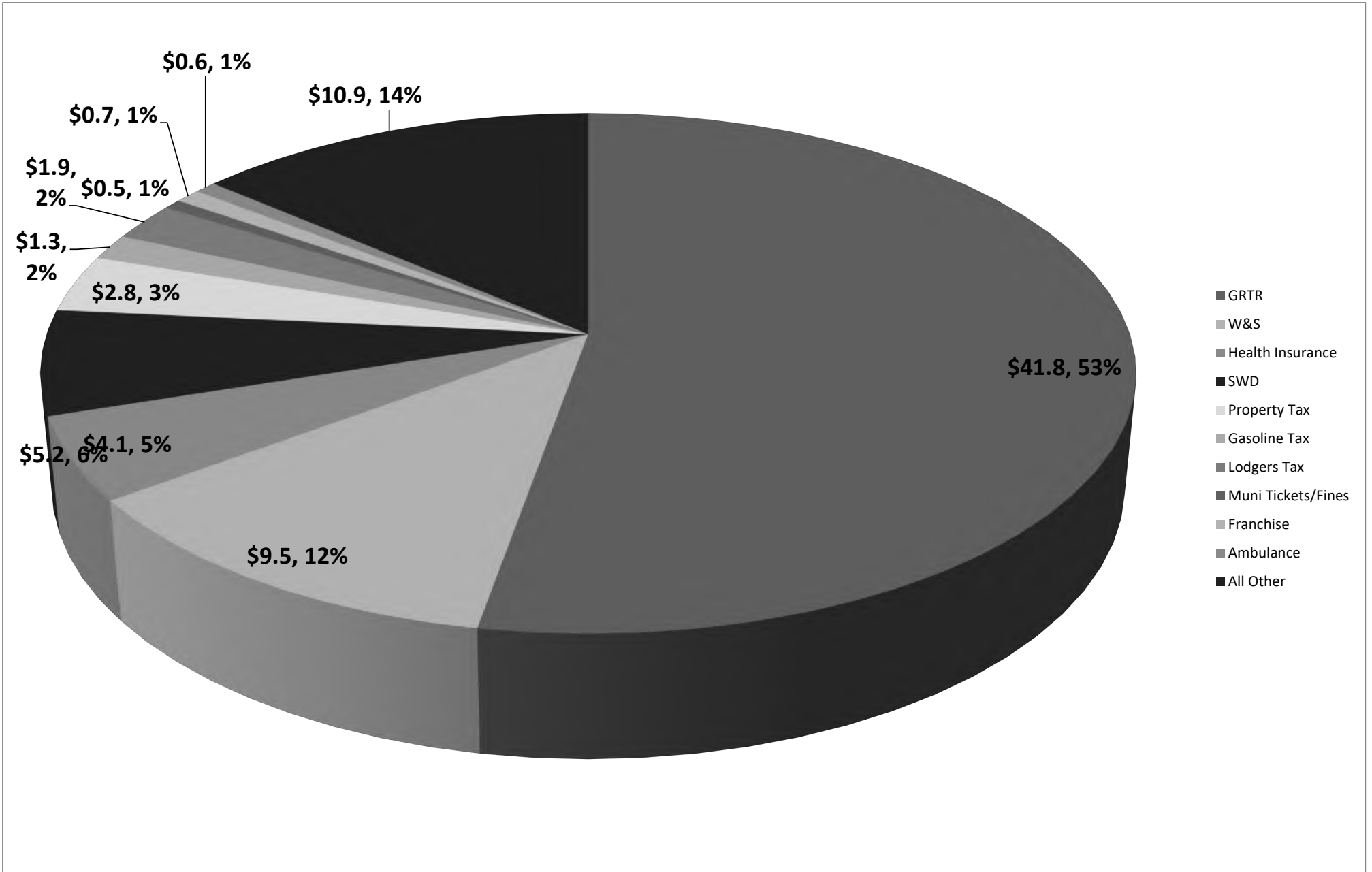
The City of Carlsbad
Revenue by Select Funds and Categories
FY23-08 February

No	Fund / Category	July - February			Total FY Budget	FY Target 67%
		Actual	Adj Bud	Fav(Unfav)		
101	GENERAL FUND					
	Gross Receipts Tax	36,372,433	29,320,986	7,051,447	43,981,479	83%
	Property Tax	2,813,063	2,473,230	339,833	3,709,845	76%
	Franchise Tax	689,439	554,333	135,106	831,500	83%
	Ambulance Service	583,733	469,333	114,400	704,000	83%
	County	312,500	416,667	(104,167)	625,000	50%
	Golf Green Fees & Cart Permits	-	-	-	-	0%
	Permits, Registrations and Business, Liquor, Pet License	133,933	124,000	9,933	186,000	72%
	Misc. Revenues	348,240	49,333	298,907	74,000	471%
	Grants	1,140,707	960,346	180,361	1,440,519	79%
	Fees	66,405	38,667	27,738	58,000	114%
	Cemetery	122,971	132,667	(9,695)	199,000	62%
	Water Park	79,096	59,133	19,963	88,700	89%
	Misc. Contracts & Leases	51,768	41,333	10,435	62,000	83%
	Donations	117,550	21,000	96,550	31,500	0%
		42,831,840	34,661,028	8,170,811	51,991,543	82%
320	Streets Improvement					
	Gasoline Tax	486,979	373,333	113,646	560,000	87%
	Auto License	85,508	49,333	36,175	74,000	116%
	State Leglative Grant	691,196	625,910	65,286	938,865	
	Misc.	9,241	-	9,241	-	#DIV/0!
		1,272,924	1,048,577	224,347	1,572,865	81%
350	LOCAL GOVERNMENT CORRECTION					
	Local Correction Fees (Tickets, Fees, etc.)	477,876	506,667	(28,791)	760,000	63%
		477,876	506,667	(28,791)	760,000	63%
600, 650, 680	LODGERS TAX					
	LT - Promotional (600)	746,101	500,000	246,101	750,000	99%
	LT - Non Promotional (650)	1,119,153	733,333	385,820	1,100,000	102%
	LT - Discretionary (680)	911,440	733,333	178,107	1,100,000	83%
		2,776,695	1,966,667	810,029	2,950,000	94%
700	WATER & SEWER					
	Water	4,278,599	3,666,667	611,932	5,500,000	78%
	Sewer Services	3,651,973	3,266,667	385,306	4,900,000	75%
	Septage Services	326,673	340,000	(13,327)	510,000	64%
	Effluent Contract	6,687	1,333	5,354	2,000	334%
	Double Eagle Water	790,068	666,667	123,402	1,000,000	79%
	Misc. Revenues	214,740	5,325,483	(5,110,742)	7,988,224	3%
	Late & Reconnect Fees	254,634	57,333	197,300	86,000	296%
		9,523,374	13,324,149	(3,800,775)	19,986,224	48%
720	LANDFILL & SOLID WASTE DISPOSAL					
	Solid Waste Disposal Services	5,142,722	4,533,333	609,389	6,800,000	76%
	Gross Receipts Tax (Environmental)	797,513	638,000	159,513	957,000	83%
	County Share of Costs	-	-	-	-	
	Misc. Revenues	8,446	6,000	2,446	9,000	
		5,948,681	5,177,333	771,347	7,766,000	77%

Total Revenues - \$Ms: \$79.1



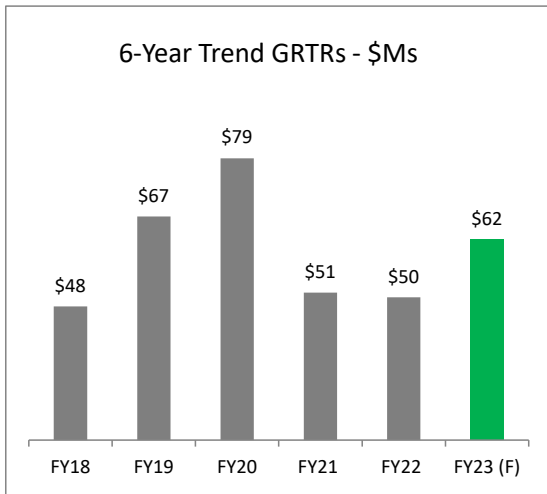
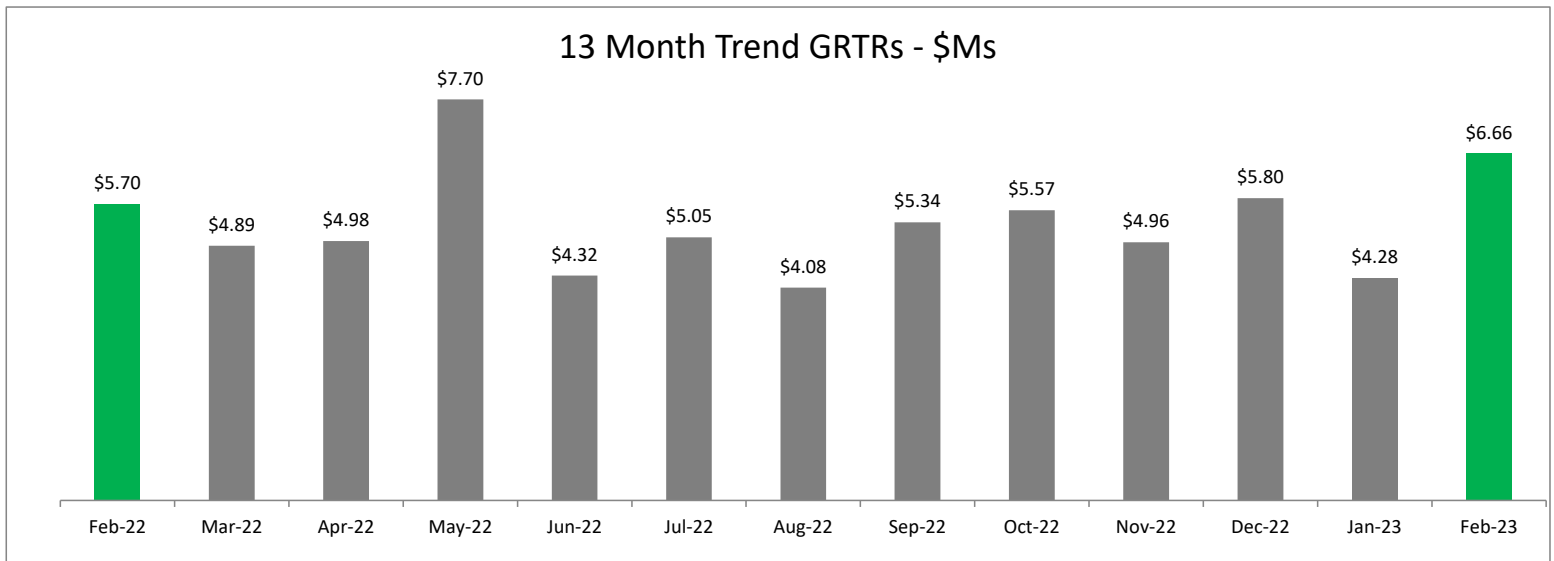
Total Revenues - \$Ms: \$79.1



4. Revenues – Gross Receipts Tax

The City of Carlsbad
 Gross Receipts Tax Revenue (Cash Basis)
 FY23-08 February

Fund	% of Total Revenue	July - February			Total FY Budget	FY Target 67%
		Actual	Budget	Fav(Unfav)		
Fund 1 - General						
Municipal GRT	24%	18,919,010	15,164,986	3,754,024	22,747,479	83%
Muni Share - State GRT	20%	15,862,573	12,707,333	3,155,240	19,061,000	83%
Muni Infrastructure	2%	1,590,850	1,448,667	142,184	2,173,000	73%
	46%	36,372,433	29,320,986	7,051,447	43,981,479	83%
Fund 2 - Muni Capital Outlay GRT	4%	2,993,805	2,240,000	753,805	3,360,000	89%
Fund 29 - Muni Infrastructure (Sports Complex)	2%	1,590,850	1,448,667	142,184	2,173,000	73%
Fund 24 - Municipal Environment (SW Disposal)	1%	797,513	638,000	159,513	957,000	83%
	7%	5,382,168	4,326,667	1,055,502	6,490,000	83%
Total	53%	41,754,602	33,647,653	8,106,949	50,471,479	83%



Count	Total Amt Received	Daily Amount	For the Month/Year	Received Month/Year
1	\$8,762,449.97	\$282,659.68	July 2019	September 2019
2	\$7,780,983.22	\$259,366.11	June 2019	August 2019
3	\$7,482,736.94	\$249,424.56	September 2019	November 2019
4	\$7,566,132.05	\$244,068.77	March 2022	May 2022
5	\$7,124,006.63	\$229,806.67	December 2019	February 2020
6	\$6,930,887.15	\$223,577.00	March 2020	May 2020
7	\$6,663,424.17	\$214,949.00	December 2022	February 2023
8	\$6,539,864.13	\$210,963.36	August 2019	October 2019
9	\$5,949,394.70	\$198,313.16	November 2019	January 2020
10	\$6,096,873.62	\$196,673.34	October 2019	December 2019

City of Carlsbad, NM
Gross Receipts Tax Revenue by Industry
Accrual Basis
FY23

Industry	July	Aug	Sept	Oct	Nov	Dec	Jan	Feb	Mar	Apr	May	Jun	Total	%
11 - Agriculture, Forestry, Fishing and Hunting	6,371	6,694	5,154	7,031	13,749	-	4,887	4,832					48,718	0%
21 - Mining, Quarrying, and Oil & Gas Extraction	358,334	457,234	323,338	341,109	427,520	352,222	481,740	224,716					2,966,213	7%
22 - Utilities	85,744	123,772	143,004	165,367	123,776	113,219	90,818	111,411					957,112	2%
23 - Construction	469,383	575,995	473,991	446,628	(549,827)	455,591	511,121	525,314					2,908,196	7%
31-33 - Manufacturing	156,995	320,836	312,516	374,444	324,181	319,838	248,363	327,392					2,384,565	6%
42 - Wholesale Trade	805,465	1,079,247	774,369	768,044	920,998	977,379	865,565	995,368					7,186,436	18%
44-45 - Retail Trade	1,265,588	1,397,293	1,252,676	1,342,089	1,393,147	1,281,049	1,209,121	1,788,684					10,929,647	27%
48-49 - Transportation and Warehousing	74,628	(1,828,687)	92,840	92,999	7,274	171,293	(1,008,175)	109,968					(2,287,860)	-6%
51 - Information	103,434	119,494	105,540	111,559	107,415	103,859	100,964	118,410					870,674	2%
52 - Finance and Insurance	34,594	22,885	20,214	32,711	32,284	32,907	28,442	29,227					233,263	1%
53 - Real Estate and Rental and Leasing	152,062	182,928	224,184	180,514	184,669	196,424	135,837	187,178					1,443,795	4%
54 - Professional, Scientific, and Tech Services	301,632	311,831	272,550	233,310	357,558	276,654	244,861	325,948					2,324,345	6%
55 - Mgt of Companies and Enterprises	-	-	-	-	-	-	-	-					-	0%
56 - Admin/Support & Waste Mgt & Remed Svcs	151,412	160,758	113,220	178,521	179,927	235,951	164,747	282,849					1,467,386	4%
61 - Educational Services	17,708	7,793	37,279	6,729	3,805	11,716	9,916	2,997					97,943	0%
62 - Health Care and Social Assistance	53,331	134,477	132,464	116,871	188,492	116,120	109,601	303,858					1,155,213	3%
71 - Arts, Entertainment, and Recreation	1,545	2,708	1,932	1,801	2,347	2,662	1,819	4,601					19,415	0%
72 - Accommodation and Food Services	440,719	501,770	519,058	496,252	554,873	473,922	470,550	542,269					3,999,413	10%
81 - Other Services (except Public Admin)	416,805	348,717	362,719	500,810	505,340	490,310	414,099	514,573					3,553,373	9%
92 - Public Administration	-	-	-	-	-	-	-	89					89	0%
Unclassified Establishments	44,646	48,913	54,067	53,620	61,836	67,657	72,731	123,389					526,858	1%
Internet Sales (prior to FY22 allocation only)													-	0%
	4,940,394	3,974,657	5,221,117	5,450,410	4,839,365	5,678,773	4,157,006	6,523,072	-	-	-	-	40,784,793	100%

City of Carlsbad, NM
 Gross Receipts Tax - Cash Basis
 FY23

TOTAL DEPOSIT	Jul-22	Aug-22	Sep-22	Oct-22	Nov-22	Dec-22	Jan-23	Feb-23	Mar-23	Apr-23	May-23	Jun-23	Total
GRTR													
Tax	5,025,341	4,061,339	5,301,898	5,553,968	4,923,921	5,748,189	4,239,471	6,607,770					41,461,896
Penalty	21,750	16,477	26,257	12,641	17,984	45,757	28,014	36,587					205,467
Interest	5,762	6,566	12,472	5,967	14,462	10,581	12,364	19,067					87,241
Municipal Equivalent	-	-	-	-	-	-	-	-	-	-	-	-	-
HB 6 Distributions	-	-	-	-	-	-	-	-	-	-	-	-	-
Total GRTs	5,052,853	4,084,381	5,340,627	5,572,576	4,956,366	5,804,528	4,279,848	6,663,424	-	-	-	-	41,754,604

Average per Period: 5,219,326
 Average per Period Previous FY: 5,020,855
 % Change: 4%

Deductions													
Admin Fees	(93,411)	(82,877)	(97,679)	(102,373)	(94,381)	(106,632)	(80,673)	(122,443)					(780,468)
Loan-Sports Complex							-	-	-	-	-	-	-
Loan-Bonds							-	-	-	-	-	-	-
Total Deductions	(93,411)	(82,877)	(97,679)	(102,373)	(94,381)	(106,632)	(80,673)	(122,443)	-	-	-	-	(780,468)

Total Deposit	4,959,442	4,001,505	5,242,949	5,470,203	4,861,985	5,697,896	4,199,176	6,540,981	-	-	-	-	40,974,136
----------------------	------------------	------------------	------------------	------------------	------------------	------------------	------------------	------------------	---	---	---	---	-------------------

Admin Fee Ratio	1.85%	2.03%	1.83%	1.84%	1.90%	1.84%	1.88%	1.84%	#DIV/0!	#DIV/0!	#DIV/0!	#DIV/0!	1.87%
------------------------	-------	-------	-------	-------	-------	-------	-------	-------	---------	---------	---------	---------	-------

5. Transfers

The City of Carlsbad

Transfers by Fund

FY23-08 February

			July - February			Total	FY
			Actual	Adj Bud	Fav(Unfav)	FY Budget	Target
Fund	Fund						67%
General Fund	101	General Fund	(6,224,777)	(6,224,777)	-	(6,224,777)	100%
	102	Payroll	-	-	-	-	
Capital Funds	200	GRT Capital Outlay	(3,458,098)	(3,458,098)	-	(3,458,098)	100%
	201	Capital Projects	-	-	-	-	0%
	202	Airport Improvements	300,000	300,000	-	300,000	100%
	220	Landfill-Reserve	111,000	111,000	-	111,000	100%
	230	Landfill-Closure	-	-	-	-	0%
	240	Landfill-Construction	1,000,000	1,000,000	-	1,000,000	100%
Special Revenue Funds	300	Sports Complex	20,296	20,296	-	20,296	0%
	320	Streets Improvement	-	-	-	-	0%
	350	Local Government Correction	-	-	-	-	0%
Insurance Funds	400	Disaster Preparedness	-	-	-	-	0%
	401	Insurance	1,000,000	1,000,000	-	1,000,000	100%
	402	Workers' Compensation	1,250,000	1,250,000	-	1,250,000	100%
	420	Health Insurance	(1,534,945)	(1,534,945)	-	(1,534,945)	0%
Grant Funds	500	Fire Protection	-	-	-	-	0%
	501	Emergency Medical Services	(13,411)	(13,411)	-	(13,411)	100%
	520	Law Enforcement Protection	(625,565)	(625,565)	-	(625,565)	0%
	550	Beautification	50,000	50,000	-	50,000	100%
	570	Municipal Transit	638,511	638,511	-	638,511	100%
	580	CDBG Grant	-	-	-	-	0%
	590	American Rescue Plan Act	(3,681,801)	(3,681,801)	-	(3,681,801)	0%
Lodgers' Tax	600	LT-Promotional	-	-	-	-	0%
	650	LT-Non Promotional	-	-	-	-	0%
	680	LT-Discretionary	(150,000)	(150,000)	-	(150,000)	0%
Enterprise Funds	700	Water & Sewer	1,338,134	1,338,134	-	1,338,134	100%
	720	Solid Waste Disposal	(1,177,442)	(1,177,442)	-	(1,177,442)	100%
	750	Special Museum	-	-	-	-	0%
	790	Golf Pro Shop	50,000	50,000	-	50,000	100%
Debt Service Funds	850	NMFA-Water & Sewer	11,108,098	11,108,098	-	11,108,098	100%
Agency Funds	900	Permanent W&S	-	-	-	-	0%
	920	Municipal Court	-	-	-	-	0%
	950	WIPP Accel Impact	-	-	-	-	0%
			(0)	(0)	-	(0)	

6. Labor

Fund	Fund Name	Depart	Depart Name	% of Total Labor	July - February			Total FY Budget	FY Target 69%
					Actual	Adj Bud	Fav(Unfav)		
101	General Fund	10110	Mayor & Council	0.2%	54,687	64,957	10,270	93,827	58%
101	General Fund	10111	Executive & Legislative	2.9%	1,017,354	1,121,054	103,700	1,619,300	63%
101	General Fund	10112	Judicial	1.2%	410,049	448,050	38,001	647,184	63%
101	General Fund	10113	City Clerk	0.8%	261,409	301,728	40,319	435,830	60%
101	General Fund	10114	Human Resources	0.1%	50,940	189,335	138,395	273,484	19%
101	General Fund	10115	Finance-Admin	2.1%	744,489	754,742	10,253	1,090,183	68%
101	General Fund	10116	Finance-Cashiers	0.8%	282,081	322,767	40,686	466,219	61%
101	General Fund	10117	Information Technology	1.0%	344,786	402,166	57,380	580,907	59%
Total Administration				9.1%	3,165,796	3,604,800	439,004	5,206,933	61%
101	General Fund	10120	PD - Admin	1.6%	553,533	702,302	148,770	1,014,437	55%
101	General Fund	10121	PD - Patrol	12.0%	4,165,862	4,541,035	375,173	6,559,273	64%
101	General Fund	10122	PD - Detective/Criminal Invest	3.5%	1,207,853	1,351,665	143,812	1,952,405	62%
101	General Fund	10123	PD - Community Services	2.7%	920,204	902,949	(17,255)	1,304,260	71%
101	General Fund	10124	PD - Animal Control	0.5%	187,305	185,367	(1,939)	267,752	70%
101	General Fund	10125	PD - Communications	3.5%	1,196,819	1,343,249	146,430	1,940,248	62%
101	General Fund	10126	PD - Traffic	0.9%	306,890	320,483	13,594	462,921	66%
101	General Fund	10127	PD - Professional Standards	1.0%	342,537	335,716	(6,821)	484,923	71%
101	General Fund	10128	PD - Records	0.6%	218,608	311,035	92,428	449,273	49%
Total Police Department				26.3%	9,099,611	9,993,802	894,191	14,435,491	63%
101	General Fund	10130	Fire - Admin	1.1%	395,501	825,077	429,575	1,191,777	33%
101	General Fund	10133	Fire - Suppression	18.8%	6,505,315	6,753,196	247,881	9,754,616	67%
101	General Fund	10134	Fire - PFA	0.9%	297,576	305,268	7,692	440,943	67%
Total Fire Department				20.8%	7,198,393	7,883,541	685,148	11,387,337	63%
101	General Fund	10140	Community Development	0.5%	172,694	292,554	119,860	422,578	41%
101	General Fund	10141	Library	1.3%	448,798	525,132	76,334	758,524	59%
101	General Fund	10142	Museum	0.6%	191,289	192,229	940	277,664	69%
101	General Fund	10144	Airport	0.7%	243,320	258,895	15,574	373,959	65%
101	General Fund	10145	Riverwalk Recreation	1.0%	344,183	392,084	47,901	566,343	61%
101	General Fund	10146	Golf	1.8%	627,935	762,505	134,570	1,101,396	57%
101	General Fund	10147	Water Park	0.7%	229,523	271,315	41,791	391,899	59%
101	General Fund	10148	Sr. Rec - San Jose	0.4%	146,632	168,756	22,123	243,758	60%
101	General Fund	10149	Sr. Rec - N. Mesa	0.4%	149,801	155,254	5,453	224,256	67%
101	General Fund	10151	Facility Maintenance	2.5%	863,643	868,895	5,252	1,255,071	69%
Total Community Development & Municipal Servcies				9.9%	3,417,819	3,887,618	469,799	5,615,448	61%
101	General Fund	10152	Streets	2.9%	1,021,082	1,318,820	297,738	1,904,962	54%
101	General Fund	10153	Parks	2.3%	783,783	850,962	67,178	1,229,167	64%
101	General Fund	10154	Community Service	0.9%	309,988	341,285	31,298	492,968	63%
101	General Fund	10155	Garage	2.9%	1,021,671	1,073,211	51,540	1,550,194	66%
101	General Fund	10156	Electrical	1.6%	566,970	644,083	77,113	930,341	61%
101	General Fund	10157	Construction	2.3%	808,414	909,219	100,805	1,313,316	62%
Total Public Works				13.0%	4,511,907	5,137,579	625,672	7,420,948	61%
101	General Fund	10158	Projects	1.3%	461,193	640,588	179,395	925,294	50%
101	General Fund	10160	Planning & Regulation	1.7%	596,676	607,983	11,307	878,198	68%
Total Projects & Planning				3.1%	1,057,869	1,248,572	190,702	1,803,492	59%
TOTAL GENERAL FUND				82.1%	28,451,395	31,755,911	3,304,516	45,869,649	62%
300	Sports Complex	30000	Sports Complex	1.2%	427,916	514,537	86,621	743,220	58%
570	Municipal Transit	57070	Municipal Transit	2.2%	752,103	800,279	48,176	1,155,959	65%
Total Other Government Funds				3.4%	1,180,019	1,314,816	134,797	1,899,179	62%

Fund	Fund Name	Depart	Depart Name	% of Total Labor	July - February			Total FY Budget	FY Target 69%
					Actual	Adj Bud	Fav(Unfav)		
720	Solid Waste Disposal	72030	Solid Waste Disposal	4.1%	1,432,897	1,621,098	188,201	2,341,587	61%
Total Solid Waste Disposal - Enterprise Fund				4.1%	1,432,897	1,621,098	188,201	2,341,587	61%
700	Water & Sewer	70000	Water	5.3%	1,820,602	1,952,140	131,537	2,819,757	65%
700	Water & Sewer	70001	Waste Water	1.8%	608,074	717,192	109,117	1,035,944	59%
700	Water & Sewer	70002	Double Eagle	1.6%	537,590	585,515	47,925	845,743	64%
700	Water & Sewer	70003	Collection System	1.0%	350,234	418,361	68,127	604,299	58%
700	Water & Sewer	70004	Lab Environmental Services	0.8%	270,816	274,852	4,036	397,008	68%
Total Water & Sewer - Enterprise Fund				10.4%	3,587,316	3,948,059	360,743	5,702,751	63%
Total Labor				100%	34,651,626	38,639,884	3,988,258	55,813,166	62%

Fund	Fund Name	Depart	Depart Name	Direct *			Associated Payroll ^		
				Actual	Budget	Variance	Actual	Budget	Variance
101	General Fund	10110	Mayor & Council	50,800	60,335	9,535	3,887	4,623	736
101	General Fund	10111	Executive & Legislative	771,417	839,744	68,327	245,937	281,310	35,373
101	General Fund	10112	Judicial	289,566	324,503	34,936	120,483	123,548	3,065
101	General Fund	10113	City Clerk	175,800	200,213	24,412	85,609	101,516	15,907
101	General Fund	10114	Human Resources	42,521	145,801	103,280	8,419	43,534	35,115
101	General Fund	10115	Finance-Admin	522,636	536,424	13,788	221,854	218,318	(3,535)
101	General Fund	10116	Finance-Cashiers	212,471	230,040	17,569	69,610	92,727	23,117
101	General Fund	10117	Information Technology	244,220	279,696	35,476	100,566	122,470	21,904
Total Administration				2,309,430	2,616,754	307,324	856,365	988,046	131,680
101	General Fund	10120	PD - Admin	383,330	495,212	111,882	170,203	207,091	36,888
101	General Fund	10121	PD - Patrol	3,015,594	3,130,432	114,838	1,150,268	1,410,603	260,335
101	General Fund	10122	PD - Detective/Criminal Invest	806,555	920,307	113,752	401,298	431,358	30,060
101	General Fund	10123	PD - Community Services	589,966	593,349	3,383	330,238	309,601	(20,638)
101	General Fund	10124	PD - Animal Control	125,005	123,373	(1,632)	62,301	61,994	(307)
101	General Fund	10125	PD - Communications	891,207	943,110	51,903	305,612	400,139	94,527
101	General Fund	10126	PD - Traffic	209,071	211,423	2,352	97,818	109,060	11,242
101	General Fund	10127	PD - Professional Standards	232,081	230,068	(2,012)	110,457	105,647	(4,809)
101	General Fund	10128	PD - Records	135,437	202,735	67,299	83,171	108,300	25,129
Total Police Department				6,388,245	6,850,009	461,764	2,711,366	3,143,793	432,427
101	General Fund	10130	Fire - Admin	239,015	535,082	296,067	156,487	289,995	133,508
101	General Fund	10133	Fire - Suppression	4,378,085	4,510,378	132,293	2,127,230	2,242,818	115,588
101	General Fund	10134	Fire - PFA	199,891	203,462	3,571	97,685	101,806	4,121
Total Fire Department				4,816,991	5,248,922	431,931	2,381,402	2,634,619	253,217
101	General Fund	10140	Community Development	135,066	217,477	82,412	37,628	75,077	37,449
101	General Fund	10141	Library	330,040	380,724	50,684	118,758	144,408	25,650
101	General Fund	10142	Museum	141,921	142,963	1,042	49,368	49,266	(102)
101	General Fund	10144	Airport	192,510	199,862	7,352	50,810	59,032	8,223
101	General Fund	10145	Riverwalk Recreation	281,916	323,854	41,938	62,267	68,230	5,963
101	General Fund	10146	Golf	478,727	590,131	111,404	149,208	172,374	23,165
101	General Fund	10147	Water Park	199,259	231,073	31,814	30,265	40,242	9,977
101	General Fund	10148	Sr. Rec - San Jose	109,333	128,639	19,306	37,299	40,116	2,817
101	General Fund	10149	Sr. Rec - N. Mesa	117,986	123,941	5,956	31,816	31,313	(503)
101	General Fund	10151	Facility Maintenance	607,843	619,008	11,166	255,801	249,887	(5,914)
Total Community Development & Municipal Services				2,594,599	2,957,673	363,073	823,220	929,945	106,726
101	General Fund	10152	Streets	734,741	934,271	199,529	286,341	384,549	98,209
101	General Fund	10153	Parks	539,109	581,272	42,163	244,674	269,690	25,016
101	General Fund	10154	Community Service	194,378	228,471	34,092	115,609	112,815	(2,794)
101	General Fund	10155	Garage	673,288	720,243	46,955	348,383	352,968	4,585
101	General Fund	10156	Electrical	413,106	478,581	65,475	153,864	165,502	11,638
101	General Fund	10157	Construction	501,991	580,751	78,761	306,423	328,468	22,044
Total Public Works				3,056,613	3,523,588	466,975	1,455,294	1,613,991	158,697
101	General Fund	10158	Projects	325,107	450,989	125,883	136,087	189,599	53,512
101	General Fund	10160	Planning & Regulation	421,164	433,707	12,542	175,512	174,277	(1,235)
Total Projects & Planning				746,271	884,696	138,425	311,598	363,876	52,277
TOTAL GENERAL FUND				19,912,150	22,081,641	2,169,492	8,539,245	9,674,270	1,135,025
300	Sports Complex	30000	Sports Complex	303,904	383,784	79,880	124,012	130,753	6,741
570	Municipal Transit	57070	Municipal Transit	529,250	576,035	46,785	222,853	224,244	1,391
Total Other Government Funds				833,154	959,820	126,665	346,865	354,997	8,132
720	Solid Waste Disposal	72030	Solid Waste Disposal	1,046,166	1,149,132	102,966	386,731	471,967	85,235

Fund	Fund Name	Depart	Depart Name	Direct *			Associated Payroll ^		
				Actual	Budget	Variance	Actual	Budget	Variance
Total Solid Waste Disposal - Enterprise Fund				1,046,166	1,149,132	102,966	386,731	471,967	85,235
700	Water & Sewer	70000	Water	1,278,285	1,379,283	100,998	542,318	572,856	30,539
700	Water & Sewer	70001	Waste Water	423,895	489,319	65,424	184,179	227,873	43,694
700	Water & Sewer	70002	Double Eagle	381,414	409,407	27,993	156,176	176,108	19,932
700	Water & Sewer	70003	Collection System	251,800	298,372	46,572	98,433	119,989	21,555
700	Water & Sewer	70004	Lab Environmental Services	181,432	186,858	5,426	89,383	87,994	(1,390)
Total Water & Sewer - Enterprise Fund				2,516,826	2,763,239	246,413	1,070,490	1,184,820	114,330
Total Labor				24,308,295	26,953,831	2,645,536	10,343,331	11,686,053	1,342,722

* Direct Laor includes: Salary, Regular, OT, DT, & Allowances

^ Associated Payroll includes: Taxes, PERA, & Health Insurance



Administration 3,165,796
% of Total Labor 9.1%



Police Dept 9,099,611
% of Total Labor 26.3%



Fire Dept 7,198,393
% of Total Labor 20.8%



Community Svcs 3,417,819
% of Total Labor 9.9%



Public Works 4,511,907
% of Total Labor 13.0%



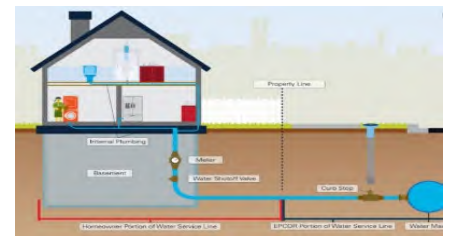
Projects/Planning 1,057,869
% of Total Labor 3.1%



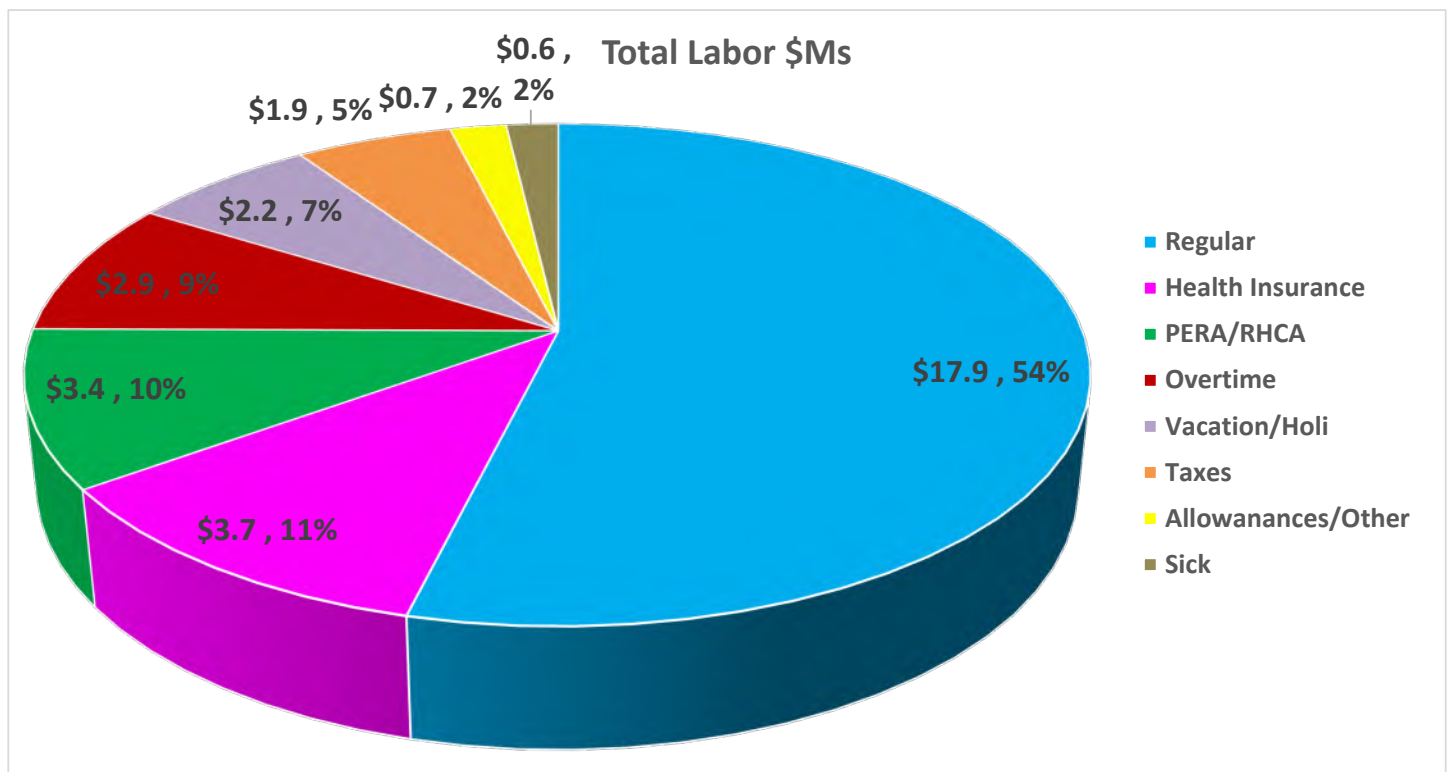
Other Government 1,180,019
% of Total Labor 3.4%



Solid Waste Disposal 1,432,897
% of Total Labor 4.1%



Water & Sewer 3,587,316
% of Total Labor 10.4%





Administration 3,165,796
 % of Total Labor 9.1%



Police Dept 9,099,611
 % of Total Labor 26.3%



Fire Dept 7,198,393
 % of Total Labor 20.8%



Community Svcs 3,417,819
 % of Total Labor 9.9%



Public Works 4,511,907
 % of Total Labor 13.0%



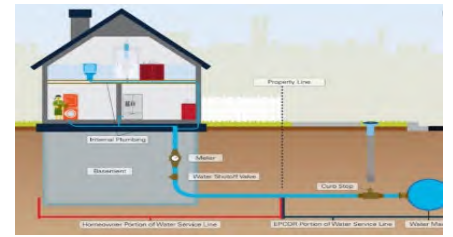
Projects/Planning 1,057,869
 % of Total Labor 3.1%



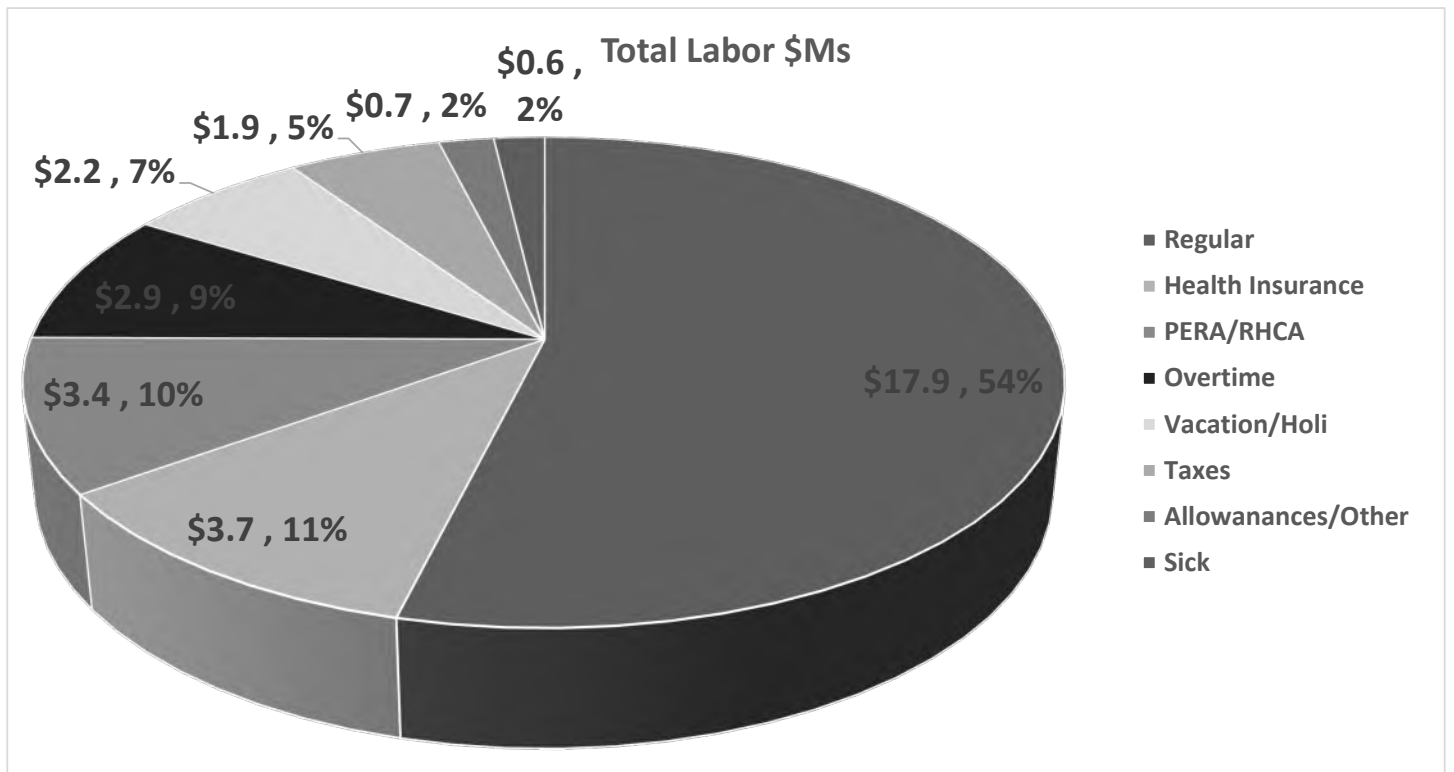
Other Government 1,180,019
 % of Total Labor 3.4%



Solid Waste Disposal 1,432,897
 % of Total Labor 4.1%



Water & Sewer 3,587,316
 % of Total Labor 10.4%



7. Operations

Fund	Fund Name	Dept	Depart Name	% of Total Costs	July - February			Total FY Budget	FY Target 67%
					Actual	Adj Bud	Fav(Unfav)		
101	General Fund	10110	Mayor & Council	0.0%	4,062	12,333	8,271	18,500	22%
101	General Fund	10111	Executive & Legislative	3.6%	785,061	1,260,401	475,340	1,890,601	42%
101	General Fund	10112	Judicial	0.3%	69,581	133,933	64,352	200,900	35%
101	General Fund	10113	City Clerk	0.1%	32,097	32,200	103	48,300	66%
101	General Fund	10114	Human Resources	0.0%	4,214	13,700	9,486	20,550	21%
101	General Fund	10115	Finance-Admin	2.1%	454,914	481,000	26,086	721,500	63%
101	General Fund	10116	Finance-Cashiers	0.0%	-	-	-	-	0%
101	General Fund	10117	Information Technology	0.9%	189,581	221,020	31,439	331,530	57%
101	General Fund	10119	GRTR Fees	2.6%	565,761	520,000	(45,761)	780,000	73%
Total Administration				9.6%	2,105,271	2,674,587	569,317	4,011,881	52%
101	General Fund	10120	PD - Admin	5.8%	1,278,523	1,362,309	83,787	2,043,464	63%
101	General Fund	10121	PD - Patrol	0.3%	59,182	-	(59,182)	-	-
101	General Fund	10122	PD - Detective/Criminal Invest	0.1%	14,772	-	(14,772)	-	-
101	General Fund	10123	PD - Community Services	0.0%	10,156	-	(10,156)	-	-
101	General Fund	10124	PD - Animal Control	0.0%	3,387	-	(3,387)	-	-
101	General Fund	10125	PD - Communications	0.1%	18,085	-	(18,085)	-	-
101	General Fund	10126	PD - Traffic	0.0%	-	-	-	-	-
101	General Fund	10127	PD - Professional Standards	0.0%	3,778	-	(3,778)	-	-
101	General Fund	10128	PD - Records	0.0%	1,551	-	(1,551)	-	-
Total Police Department				6.3%	1,389,432	1,362,309	(27,123)	2,043,464	68%
101	General Fund	10130	Fire - Admin	3.7%	819,021	836,749	17,729	1,255,124	65%
101	General Fund	10131	Fire - Operations	0.0%	-	-	-	-	-
101	General Fund	10132	Fire - EMS	0.0%	-	-	-	-	-
101	General Fund	10133	Fire - Suppression	0.0%	4,303	-	(4,303)	-	-
101	General Fund	10134	Fire - PFA	0.0%	1,314	-	(1,314)	-	-
101	General Fund	10135	Fire - Specialty Teams	0.0%	-	-	-	-	-
Total Fire Department				3.8%	824,638	836,749	12,112	1,255,124	66%
101	General Fund	10140	Community Development	0.3%	59,244	191,133	131,890	286,700	21%
101	General Fund	10141	Library	0.9%	190,957	190,023	(934)	285,035	67%
101	General Fund	10142	Museum	0.3%	63,441	86,733	23,292	130,100	49%
101	General Fund	10143	Performing Arts Center	0.3%	58,226	66,667	8,441	100,000	58%
101	General Fund	10144	Airport	0.3%	72,641	85,600	12,959	128,400	57%
101	General Fund	10145	Riverwalk Recreation	0.4%	88,453	105,967	17,513	158,950	56%
101	General Fund	10146	Golf	1.3%	287,250	343,467	56,217	515,200	56%
101	General Fund	10147	Water Park	0.4%	77,354	119,600	42,246	179,400	43%
101	General Fund	10148	Sr. Rec - San Jose	0.1%	12,954	19,947	6,993	29,920	43%
101	General Fund	10149	Sr. Rec - N. Mesa	0.2%	45,479	56,111	10,632	84,167	54%
101	General Fund	10150	Sr. Rec-Alejandro Ruiz	0.3%	63,507	80,907	17,400	121,361	52%
101	General Fund	10151	Facility Maintenance	0.3%	70,850	133,733	62,883	200,600	35%
Total Community Development & Municipal Servcies				5.0%	1,090,357	1,479,888	389,532	2,219,833	49%
101	General Fund	10152	Streets	3.0%	653,058	683,867	30,809	1,025,800	64%
101	General Fund	10153	Parks	3.0%	663,691	758,346	94,654	1,137,518	58%
101	General Fund	10154	Community Service	0.1%	30,392	36,933	6,541	55,400	55%
101	General Fund	10155	Garage	0.3%	70,924	78,200	7,276	117,300	60%
101	General Fund	10156	Electrical	0.1%	28,821	37,467	8,646	56,200	51%
101	General Fund	10157	Construction	0.2%	41,361	50,200	8,839	75,300	55%
101	General Fund	10161	Cemetery	1.8%	384,053	429,067	45,014	643,600	60%
Total Public Works				8.6%	1,872,299	2,074,079	201,779	3,111,118	60%
101	General Fund	10158	Projects	0.1%	16,687	31,867	15,180	47,800	35%
101	General Fund	10160	Planning & Regulation	1.2%	262,871	406,133	143,262	609,200	43%
Total Projects & Planning				1.3%	279,558	438,000	158,442	657,000	43%
TOTAL GENERAL FUND				34.5%	7,561,554	8,865,613	1,304,059	13,298,420	57%
102	Payroll	10202	Payroll	0.0%	-	-	-	-	-

Fund	Fund Name	Dept	Depart Name	% of Total Costs	July - February			Total FY Budget	FY Target 67%	
					Actual	Adj Bud	Fav(Unfav)			
Total Payroll					-	-	-	-		
200	GRT Capital Outlay	20000	GRT Capital Outlay	0.6%	121,987	68,667	(53,320)	103,000	118%	
201	Capital Projects	20101	Capital Projects	0.0%	-	-	-	-		
202	Airport Improvements	20202	Airport Improvements	0.0%	-	95,481	95,481	143,222	0%	
230	Landfill-Closure	23030	Landfill-Closure	0.1%	27,279	73,333	46,054	110,000	25%	
240	Landfill-Construction	24040	Landfill-Construction	5.1%	1,112,636	1,033,333	(79,302)	1,550,000	72%	
Total Capital Funds					5.8%	1,261,902	1,270,815	8,913	1,906,222	66%
300	Sports Complex	30000	Sports Complex	1.5%	326,754	394,533	67,780	591,800	55%	
320	Streets Improvement	32020	Streets Improvement	0.2%	35,271	233,333	198,062	350,000	10%	
350	Local Government Correction	35050	Local Government Correction	1.2%	261,630	350,000	88,370	525,000	50%	
360	Cannabis Revenue	36060	Cannabis Revenue	0.0%	3,926	6,667	2,741	10,000	0%	
Total Special Revenue Funds					2.9%	627,581	984,533	356,953	1,476,800	42%
400	Disaster Preparedness	40000	Disaster Preparedness	6.9%	1,500,000	1,000,000	(500,000)	1,500,000	100%	
401	Insurance	40101	Insurance	5.7%	1,252,924	1,106,505	(146,418)	1,659,758	75%	
402	Workers' Compensation	40202	Workers' Compensation	2.4%	522,592	423,333	(99,259)	635,000	82%	
420	Health Insurance	42020	Health Insurance	12.7%	2,787,583	4,400,000	1,612,417	6,600,000	42%	
Total Insurance Funds					27.7%	6,063,098	6,929,839	866,741	10,394,758	58%
500	Fire Protection	50000	Fire Protection	0.0%	-	66,667	66,667	100,000	0%	
501	Emergency Medical Services	50101	Emergency Medical Services	0.0%	-	-	-	-	0%	
520	Law Enforcement Protection	52020	Law Enforcement Protection	0.2%	51,896	74,667	22,770	112,000	46%	
550	Beautification	55050	Beautification	0.3%	59,566	46,100	(13,466)	69,150	86%	
570	Municipal Transit	57070	Municipal Transit	0.6%	136,260	152,200	15,940	228,300	60%	
Total Grant Funds					1.1%	247,723	339,633	91,910	509,450	49%
600	LT-Promotional	60000	LT-Promotional	3.8%	836,394	1,069,622	233,228	1,604,433	52%	
650	LT-Non Promotional	65000	LT-Non Promotional	2.3%	513,295	539,667	26,372	809,500	63%	
Total Lodgers' Tax					6.2%	1,349,689	1,609,289	259,600	2,413,933	56%
700	Water & Sewer	70000	Water	5.7%	1,254,695	1,498,467	243,772	2,247,700	56%	
700	Water & Sewer	70001	Waste Water	1.3%	277,038	353,267	76,229	529,900	52%	
700	Water & Sewer	70002	Double Eagle	0.9%	205,716	313,067	107,350	469,600	44%	
700	Water & Sewer	70003	Collection System	0.8%	178,269	231,000	52,731	346,500	51%	
700	Water & Sewer	70004	Lab Environmental Services	0.1%	28,538	26,200	(2,338)	39,300	73%	
Total Water & Sewer					8.9%	1,944,256	2,422,000	477,744	3,633,000	54%
720	Solid Waste Disposal	72030	Solid Waste Disposal	4.1%	903,603	1,074,733	171,130	1,612,100	56%	
720	Solid Waste Disposal	72031	Sandpoint Landfill	1.6%	348,493	1,000,000	651,507	1,500,000	23%	
Total Solid Waste Disposal					5.7%	1,252,095	2,074,733	822,638	3,112,100	40%
750	Special Museum	75060	Special Museum	0.0%	714	10,000	9,286	15,000	5%	
790	Golf Pro Shop	79090	Golf Pro Shop	1.4%	317,126	312,733	(4,392)	469,100	68%	
Other Enterprise Funds					1.5%	317,839	322,733	4,894	484,100	66%
850	NMFA-Water & Sewer	85050	NMFA-Water & Sewer	5.5%	1,213,881	1,432,268	218,387	2,148,401	57%	
Total Debt Service					5.5%	1,213,881	1,432,268	218,387	2,148,401	57%
900	Permanent W&S	90000	Permanent W&S	0.0%	-	-	-	-	0%	
980	ELEA	98080	ELEA	0.2%	48,434	80,000	31,566	120,000	40%	
Total Agency Funds					0.2%	48,434	80,000	31,566	120,000	40%

Fund	Fund Name	Dept	Depart Name	% of Total Costs	July - February			Total FY Budget	FY Target 67%
					Actual	Adj Bud	Fav(Unfav)		
Total Operations				100.0%	21,888,052	26,331,456	4,443,404	39,497,184	55%

8. Capital & Project Central

Fund	Fund Name	Dept	Depart Name	% of Total Costs	July - February			Total FY Budget	FY Target 67%
					Actual	Adj Bud	Fav(Unfav)		
101	General Fund	10111	Executive & Legislative	0.4%	60,725	141,811	81,086	212,717	29%
101	General Fund	10113	City Clerk	0.0%	-	-	-	-	0%
101	General Fund	10115	Finance-Admin	0.0%	-	66,667	66,667	100,000	0%
101	General Fund	10117	Information Technology	0.4%	57,821	100,000	42,179	150,000	39%
Total Administration				0.8%	118,546	308,478	189,932	462,717	26%
101	General Fund	10120	PD - Admin	3.8%	526,964	980,937	453,973	1,471,406	36%
Total Police Department				3.8%	526,964	980,937	453,973	1,471,406	36%
101	General Fund	10130	Fire - Admin	0.6%	89,199	210,317	121,118	315,476	28%
Total Fire Department				0.6%	89,199	210,317	121,118	315,476	28%
101	General Fund	10140	Community Development	0.5%	75,514	217,978	142,464	326,967	23%
101	General Fund	10141	Library	0.0%	6,852	33,727	26,876	50,591	14%
101	General Fund	10142	Museum	0.2%	25,000	83,333	58,333	125,000	20%
101	General Fund	10143	Performing Arts Center	0.2%	24,679	174,663	149,984	261,994	9%
101	General Fund	10144	Airport	0.0%	5,770	265,300	259,530	397,950	1%
101	General Fund	10145	Riverwalk Recreation	0.3%	43,603	509,713	466,110	764,570	6%
101	General Fund	10146	Golf	0.8%	108,946	490,785	381,839	736,178	15%
101	General Fund	10147	Water Park	0.0%	-	-	-	-	0%
101	General Fund	10149	Sr. Rec - N. Mesa	0.0%	-	-	-	-	-
101	General Fund	10150	Sr. Rec-Alejandro Ruiz	0.3%	37,458	425,378	387,920	638,067	6%
101	General Fund	10151	Facility Maintenance	0.0%	-	183,333	183,333	275,000	0%
Total Community Development & Municipal Svcies				2.3%	327,821	2,384,212	2,056,390	3,576,317	9%
101	General Fund	10152	Streets	0.0%	-	253,355	253,355	380,033	-
101	General Fund	10153	Parks	2.8%	398,376	632,938	234,562	949,406	42%
101	General Fund	10155	Garage	0.0%	-	-	-	-	-
101	General Fund	10156	Electrical	0.0%	-	73,333	73,333	110,000	-
101	General Fund	10157	Construction	0.0%	-	103,978	103,978	155,967	-
101	General Fund	10161	Cemetery	0.4%	49,697	212,848	163,151	319,272	16%
Total Public Works				3.2%	448,073	1,276,452	828,380	1,914,678	23%
101	General Fund	10158	Projects	0.0%	-	-	-	-	-
101	General Fund	10160	Planning & Regulation	0.0%	-	213,020	213,020	319,530	0%
Total Projects & Planning				0.0%	-	213,020	213,020	319,530	0%
TOTAL GENERAL FUND				10.8%	1,510,603	5,373,416	3,862,814	8,060,125	19%
200	GRT Capital Outlay	20000	GRT Capital Outlay	0.5%	68,903	332,144	263,240	498,216	14%
201	Capital Projects	20101	Capital Projects	4.0%	561,700	5,502,456	4,940,756	8,253,684	7%
202	Airport Improvements	20202	Airport Improvements	0.3%	36,148	2,975,725	2,939,577	4,463,588	1%
230	Landfill-Closure	23030	Landfill-Closure	0.0%	-	-	-	-	-
Total Capital Funds				4.8%	666,752	8,810,325	8,143,573	13,215,488	5%
300	Sports Complex	30000	Sports Complex	0.0%	3,387	770,000	766,613	1,155,000	0%
320	Streets Improvement	32020	Streets Improvement	30.2%	4,236,402	5,342,262	1,105,859	8,013,392	53%
Total Special Revenue Funds				30.3%	4,239,789	6,112,262	1,872,473	9,168,392	46%
500	Fire Protection	50000	Fire Protection	0.3%	36,418	1,113,925	1,077,506	1,670,887	2%
501	Emergency Medical Services	50101	Emergency Medical Services	0.1%	17,885	13,333	(4,552)	20,000	89%
550	Beautification	55050	Beautification	0.0%	-	-	-	-	-
570	Municipal Transit	57070	Municipal Transit	0.1%	7,200	1,186,642	1,179,442	1,779,963	0%
580	CDBG Grant	58080	CDBG Grant	0.8%	106,741	71,333	(35,408)	106,999	100%

Fund	Fund Name	Dept	Depart Name	% of Total Costs	July - February			Total FY Budget	FY Target 67%
					Actual	Adj Bud	Fav(Unfav)		
Total Grant Funds				1.2%	168,244	2,385,233	2,216,989	3,577,849	5%
600	LT-Promotional	60000	LT-Promotional	2.6%	371,126	1,000,000	628,874	1,500,000	25%
650	LT-Non Promotional	65000	LT-Non Promotional	9.3%	1,297,630	1,145,009	(152,621)	1,717,513	76%
680	LT-Discretionary	68000	LT-Discretionary	5.1%	717,306	900,000	182,694	1,350,000	53%
Total Lodgers' Tax				17.0%	2,386,061	3,045,009	658,947	4,567,513	52%
700	Water & Sewer	70000	Water	14.8%	2,067,615	4,089,297	2,021,682	6,133,945	34%
700	Water & Sewer	70001	Waste Water	0.8%	106,626	823,423	716,797	1,235,135	9%
700	Water & Sewer	70002	Double Eagle	0.9%	122,483	2,566,667	2,444,184	3,850,000	3%
700	Water & Sewer	70003	Collection System	1.9%	261,293	5,162,030	4,900,737	7,743,045	3%
700	Water & Sewer	70004	Lab Environmental Services	0.0%	-	-	-	-	0%
Total Water & Sewer				18.3%	2,558,017	12,641,417	10,083,400	18,962,125	13%
790	Golf Pro Shop	79090	Golf Pro Shop	0.0%	-	70,000	70,000	105,000	0%
Total Golf Pro Shop				0.0%	-	70,000	70,000	105,000	
720	Solid Waste Disposal	72030	Solid Waste Disposal	17.7%	2,485,051	3,066,667	581,616	4,600,000	54%
Total Solid Waste Disposal				17.7%	2,485,051	3,066,667	581,616	4,600,000	54%
Total Capital				100.0%	14,014,517	41,434,328	27,419,811	62,256,492	23%

Project Code	Description	Project Type	Department	Dept Name	Revised Budget	Actuals	Project Balance	Encumbrances	Requisitions
100463	FY21-Vehicle	CAPC	111	Executive & Legislative	62,717.00	60,725.00	1,992.00	-	-
100685	FY23-Annual Land Acquisition	CAP	111	Executive & Legislative	150,000.00	-	150,000.00	10,800.00	-
100686	FY23-CDOD Operations	OA	111	Executive & Legislative	256,360.00	149,543.31	106,816.69	106,816.69	-
100687	FY23-CDOD ED	OA	111	Executive & Legislative	10,000.00	5,833.31	4,166.69	4,166.69	-
100688	FY23-Carlsbad MainStreet	OA	111	Executive & Legislative	90,000.00	60,000.00	30,000.00	30,000.00	-
100689	FY23-Carlsbad Community of Hope	OA-C	111	Executive & Legislative	28,800.00	28,800.00	-	-	-
100690	FY23-Community Coalition-Teen Court	OA	111	Executive & Legislative	24,000.00	12,000.00	12,000.00	12,000.00	-
100691	FY23-Transitional Housing	OA-C	111	Executive & Legislative	36,000.00	36,000.00	-	-	-
100692	FY23-Child Advocacy Center	OA	111	Executive & Legislative	20,000.00	5,000.00	15,000.00	15,000.00	-
100693	FY23-SENMEDD	OA-C	111	Executive & Legislative	7,641.00	7,641.00	-	-	-
100694	FY23-Boys & Girls Club	OA-C	111	Executive & Legislative	70,000.00	70,000.00	-	-	-
100695	FY23-SENMCAC	OA	111	Executive & Legislative	20,000.00	10,000.00	10,000.00	10,000.00	-
100696	FY23-Carlsbad Chamber Retirement	OA	111	Executive & Legislative	44,250.00	-	44,250.00	44,250.00	-
100697	FY23-ELEA	OA-C	111	Executive & Legislative	25,000.00	25,000.00	-	-	-
100698	FY23-CMS Natatorium	OA-C	111	Executive & Legislative	13,000.00	13,000.00	-	-	-
100699	FY23-CMS Summer Rec Program	OA-C	111	Executive & Legislative	15,000.00	15,000.00	-	-	-
100700	FY23-CMS Summer Reading Academy	OA-C	111	Executive & Legislative	39,000.00	39,000.00	-	-	-
100701	FY23-CMS Youth Citizenship	OA-C	111	Executive & Legislative	7,000.00	7,000.00	-	-	-
100702	FY23-CMS Tutoring Program	OA-C	111	Executive & Legislative	30,000.00	30,000.00	-	-	-
100703	FY23-CMS STEAM Program	OA-C	111	Executive & Legislative	15,000.00	15,000.00	-	-	-
100863	FY23-Bullet Proof Glass	CAP	112	Judicial	-	-	-	-	-
100344	FY21-Cashier Remodel	CAP	115	Finance-Admin	100,000.00	-	100,000.00	-	-
100704	FY23-Annual Servers & Storage	CAP	117	Information Technology	150,000.00	57,821.22	92,178.78	-	-
100491	FY21-DOJ Stop School Violence-GRANT	OP	120	PD - Admin	165,499.00	10,186.73	155,312.27	1,580.00	-
100517	FY22-Tyler/Watchguard Interface	CAP	120	PD - Admin	45,000.00	2,167.62	42,832.38	7,200.00	-
100519	FY22-APCO/Intellicom/Tyler	CAP	120	PD - Admin	70,000.00	52,977.82	17,022.18	6,776.00	-
100628	FY22-Phone System	CAPC	120	PD - Admin	150,000.00	149,999.00	1.00	-	-
100630	FY22-Watchguard/Redaction Donation	CAP	120	PD - Admin	70,000.00	41,216.17	28,783.83	-	-
100705	FY23-Lexis Nexis Reporting System	CAP	120	PD - Admin	11,500.20	-	11,500.20	-	-
100706	FY23-Tyler Mobile Interface	CAP	120	PD - Admin	20,320.00	-	20,320.00	-	-
100707	FY23-LEADSONLINE	CAPC	120	PD - Admin	5,855.00	-	5,855.00	-	-
100708	FY23-Star Witness Computer Upgrade	CAPC	120	PD - Admin	8,299.40	8,299.40	-	-	-
100709	FY23-LENCO Armored Vehicle	CAP	120	PD - Admin	315,000.00	-	315,000.00	313,359.00	-
100710	FY23-Conversus	CAPC	120	PD - Admin	8,050.00	8,050.00	-	-	-
100711	FY23-Computer Voice Stress Analyzer	CAP	120	PD - Admin	9,995.00	-	9,995.00	-	-
100712	FY23-Tyler Pictometry Interface	CAPC	120	PD - Admin	6,980.00	6,400.00	580.00	-	-
100713	FY23-Tyler NG911 Interface	CAP	120	PD - Admin	8,580.00	2,320.00	6,260.00	6,260.00	-

Project Code	Description	Project Type	Department	Dept Name	Revised Budget	Actuals	Project Balance	Encumbrances	Requisitions
100714	FY23-Tyler ASAP Interface	CAPC	120	PD - Admin	13,800.00	13,800.00	-	-	-
100715	FY23-Tyler SVR Module	CAPC	120	PD - Admin	7,356.00	6,881.33	474.67	-	-
100716	FY23-Zetron Training Radio Equip	CAP	120	PD - Admin	117,107.00	-	117,107.00	116,994.77	-
100717	FY23-Smart911 Rave Suite	CAP	120	PD - Admin	59,380.00	-	59,380.00	30,901.22	-
100718	FY23-Ford Explorers (4)	CAP	120	PD - Admin	420,000.00	280,534.35	139,465.65	132,316.97	-
100820	FY23-Mobile License Plate Reader	CAPC	120	PD - Admin	30,000.00	28,500.00	1,500.00	-	-
100859	FY23-License Plate Reader GRANT	CAP	120	PD - Admin	14,809.00	-	14,809.00	-	-
100860	FY23-Ford Explorers (4)	CAP	120	PD - Admin	151,236.00	-	151,236.00	151,236.00	-
100027	FY20-A-1/PFA Remodel	CAPC	130	Fire - Admin	79,475.85	74,959.28	4,516.57	-	-
100521	FY22-Ambulance Remount	CAP	130	Fire - Admin	149,874.00	-	149,874.00	149,874.00	-
100522	FY22-Phone System	CAPC	130	Fire - Admin	8,759.99	8,759.99	-	-	-
100719	FY23-Training Prop	CAPC	130	Fire - Admin	9,979.68	8,496.25	1,483.43	-	-
100720	FY23-Vehicle	CAP	130	Fire - Admin	54,886.33	-	54,886.33	54,422.00	-
100721	FY23-SCBA	CAPC	130	Fire - Admin	38,425.00	38,425.00	-	-	-
100823	FY23-Building Improvements	CAPC	130	Fire - Admin	29,075.00	29,041.69	33.31	-	-
100850	FY23-Surrender Safety Device GRANT	CAP	130	Fire - Admin	20,000.00	-	20,000.00	12,750.00	-
100361	FY21-HAP Phase 4	CAP	140	Community Development	14,453.00	11,998.06	2,454.94	2,454.32	-
100625	FY22-HAP Phase 5	CAP	140	Community Development	120,492.00	70,343.91	50,148.09	50,109.45	-
100653	FY22-HAP Shade Structure-GRANT	CAP	140	Community Development	66,000.00	52,283.28	13,716.72	13,716.72	-
100722	FY23-HAP Improvements	CAP	140	Community Development	200,000.00	2,023.00	197,977.00	20,835.95	-
100836	FY23-Hall of Fame	CAP	140	Community Development	50,000.00	12,843.42	37,156.58	6,630.00	-
100842	FY23-MainStreet CEDP GRANT	OP	140	Community Development	44,800.00	1,840.00	42,960.00	38,160.00	-
100526	FY22-2020 GO Bond-GRANT	CAP	141	Library	60,591.19	6,851.84	53,739.35	-	-
100668	FY22-ARP Humanities -GRANT	OP-C	141	Library	10,000.00	10,000.00	-	-	-
100669	FY22-ARPA Library -GRANT	OP-C	141	Library	17,828.00	17,828.00	-	-	-
100673	FY22-Library Micro Grant	OP-C	141	Library	500.00	500.00	-	-	-
100723	FY23-Grant-In-Aid	OP	141	Library	10,254.72	864.00	9,390.72	864.00	-
100854	FY23-Serving Communities Program	OP	141	Library	1,000.00	-	1,000.00	-	-
100527	FY22-Museum HVAC Controls	CAP	142	Museum	100,000.00	-	100,000.00	-	-
100819	FY23-Jack Drake Art Acquisition	CAPC	142	Museum	10,000.00	10,000.00	-	-	-
100848	FY23-Gary Niblett Painting	CAPC	142	Museum	15,000.00	15,000.00	-	-	-
100861	FY23-Chevron Catalyst Grant	OP	142	Museum	-	-	-	-	-
100528	FY22-Sound & Lighting System	CAP	143	Performing Arts Center	200,000.00	81,792.26	118,207.74	-	-
100530	FY22-Annex Sound/Lighting	CAP	143	Performing Arts Center	30,000.00	892.08	29,107.92	892.08	-
100724	FY23-WGPAC HVAC	CAP	143	Performing Arts Center	90,000.00	-	90,000.00	-	-
100364	FY21-Concrete Hardstand	CAP	144	Airport	279,950.00	-	279,950.00	159,836.25	-
100725	FY23-ARFF Access Road	CAP	144	Airport	50,000.00	-	50,000.00	-	-

Project Code	Description	Project Type	Department	Dept Name	Revised Budget	Actuals	Project Balance	Encumbrances	Requisitions
100726	FY23-Charging Station	CAP	144	Airport	15,000.00	5,770.26	9,229.74	5,770.26	-
100727	FY23-Storage Building	CAP	144	Airport	12,000.00	-	12,000.00	11,716.13	-
100728	FY23-Vehicle	CAP	144	Airport	41,000.00	-	41,000.00	40,915.00	-
100366	FY21-Basketball Court Improvements	CAP	145	Riverwalk Recreation	84,637.00	18,803.56	65,833.44	64,388.98	-
100367	FY21-RRC Upgrades	CAP	145	Riverwalk Recreation	285,821.87	65,126.48	220,695.39	4,300.83	-
100666	FY22-Elevator Upgrades	CAP	145	Riverwalk Recreation	83,363.00	-	83,363.00	81,788.00	-
100729	FY23-Riverwalk Building Improvement	CAP	145	Riverwalk Recreation	350,000.00	-	350,000.00	-	-
100368	FY21-JD ProGator Sprayer Attachment	CAPC	146	Golf	19,940.00	19,688.40	251.60	-	-
100369	FY21-John Deere ProGator 2030A	CAPC	146	Golf	35,238.00	35,238.00	-	-	-
100730	FY23-Storage Building	CAP	146	Golf	15,000.00	14,605.00	395.00	390.00	-
100731	FY23-Vehicle	CAP	146	Golf	41,000.00	-	41,000.00	40,915.00	-
100732	FY23-Driving Range Improvements	CAP	146	Golf	500,000.00	-	500,000.00	1,540.00	-
100733	FY23-Landscape Improvements	CAP	146	Golf	125,000.00	54,019.65	70,980.35	9,913.42	-
100851	FY23-North Mesa Lighting GRANT	OP	149	Sr. Rec - N. Mesa	6,367.00	-	6,367.00	6,366.50	-
100525	FY22-Pate Security Camera	CAP	150	Sr. Rec-Alejandro Ruiz	65,000.00	62,066.92	2,933.08	-	-
100532	FY22-Pate Renovations	CAP	150	Sr. Rec-Alejandro Ruiz	200,000.00	2,324.01	197,675.99	-	-
100734	FY23-ARSC Improvements	CAP	150	Sr. Rec-Alejandro Ruiz	200,000.00	-	200,000.00	-	-
100735	FY23-ARSC Roof Improvements	CAP	150	Sr. Rec-Alejandro Ruiz	200,000.00	-	200,000.00	-	-
100841	FY23-Meals Kitchen Equipment GRANT	OP	150	Sr. Rec-Alejandro Ruiz	7,811.00	-	7,811.00	-	-
100667	FY22-Elevator Upgrades	CAP	151	Facility Maintenance	85,000.00	-	85,000.00	81,788.00	-
100736	FY23-Vehicle	CAP	151	Facility Maintenance	40,000.00	-	40,000.00	39,975.00	-
100737	FY23-Annual HVAC Upgrades	CAP	151	Facility Maintenance	150,000.00	2,648.28	147,351.72	815.06	-
100738	FY23-Backhoe	CAPC	152	Streets	144,020.65	144,020.65	-	-	-
100739	FY23-Dump Truck	CAP	152	Streets	236,012.49	-	236,012.49	231,008.00	-
100533	FY22-Annual Park Improvements	CAPC	153	Parks	366,908.52	366,908.52	-	-	-
100623	FY21-Ventrac	CAPC	153	Parks	36,000.00	35,728.88	271.12	-	-
100626	FY22-Cherry Lane Park	CAP	153	Parks	50,000.00	-	50,000.00	17,200.00	-
100740	FY23-Annual Park Improvements	CAP	153	Parks	772,368.88	252,093.01	520,275.87	446,845.78	-
100741	FY23-Lower Tansill Improvements	CAPC	153	Parks	5,722.60	5,722.60	-	-	-
100742	FY23-Vehicles (2)	CAP	156	Electrical	110,000.00	-	110,000.00	97,444.00	-
100743	FY23-Backhoe	CAPC	157	Construction	155,966.86	155,966.86	-	-	-
100081	FY20-Tyler Intergov	CAPC	160	Planning & Regulation	600,000.00	320,469.67	279,530.33	-	-
100744	FY23-Annual ROW Acquisition	CAP	160	Planning & Regulation	25,000.00	-	25,000.00	-	-
100745	FY23-Security Cameras	CAP	160	Planning & Regulation	10,000.00	-	10,000.00	-	9,567.07
100746	FY23-Automatic Door System	CAP	160	Planning & Regulation	5,000.00	-	5,000.00	-	-
100092	FY20-Fence	CAP	161	Cemetery	330,000.00	96,821.71	233,178.29	-	-
100535	FY22- Honor Guard Cemetery	CAPC	161	Cemetery	90,748.75	91,429.15	(680.40)	36.00	-

Project Code	Description	Project Type	Department	Dept Name	Revised Budget	Actuals	Project Balance	Encumbrances	Requisitions
100506	FY21-San Jose	CAP	200	GRT Capital Outlay	304,585.00	250,272.60	54,312.40	13,999.47	-
100846	FY23-ARSC Roof Replacement	CAP	200	GRT Capital Outlay	375,000.00	-	375,000.00	-	-
100536	FY22-San Jose Phase 2-GRANT	CAP	201	Capital Projects	778,766.25	91,154.01	687,612.24	18,315.27	-
100748	FY23-Radio Equipment GRANT	CAP	201	Capital Projects	400,000.00	399,659.58	340.42	234.48	-
100749	FY23-Mobile Command Center GRANT	CAP	201	Capital Projects	575,000.00	-	575,000.00	-	-
100750	FY23-PD Vehicles GRANT	CAPC	201	Capital Projects	100,000.00	100,000.00	-	-	-
100751	FY23-Museum/Library Roof	CAP	201	Capital Projects	880,000.00	15,417.74	864,582.26	33,394.62	-
100752	FY23-Riverwalk HVAC GRANT	CAP	201	Capital Projects	742,500.00	14,515.31	727,984.69	82,253.41	-
100753	FY23-ARSC Entryway GRANT	CAP	201	Capital Projects	100,000.00	-	100,000.00	100,000.00	-
100754	FY23-ARSC Renovations Phase III	CAP	201	Capital Projects	1,338,918.00	-	1,338,918.00	-	-
100755	FY23-ARSC Vehicles	CAP	201	Capital Projects	162,024.00	-	162,024.00	-	-
100845	FY23-ARSC Parking Lot	CAP	201	Capital Projects	250,000.00	14,477.68	235,522.32	143,601.05	-
100853	FY23-Dark Canyon Bridge GRANT	CAP	201	Capital Projects	3,000,000.00	-	3,000,000.00	-	-
100866	FY23-Cavern Theatre Rehab GRANT	CAP	201	Capital Projects	-	-	-	-	-
100670	FY22-Flooring-GRANT	CAPC	202	Airport Improvements	79,000.00	77,927.37	1,072.63	-	-
100756	FY23-RWY 14R-32L Recon GRANT	CAP	202	Airport Improvements	4,426,367.00	-	4,426,367.00	297,237.11	-
100858	FY23-Annual Airport Maint GRANT	OP	202	Airport Improvements	22,222.00	-	22,222.00	1,727.70	-
100865	FY23-Airport Resurfacing	CAP	202	Airport Improvements	65,000.00	-	65,000.00	-	-
100537	FY22-Landscaping Improvements	CAP	300	Sports Complex	300,000.00	-	300,000.00	-	-
100538	FY22-Parking Lot Improvements	CAP	300	Sports Complex	300,000.00	4,085.80	295,914.20	-	-
100757	FY23-Landscaping	CAP	300	Sports Complex	70,000.00	-	70,000.00	-	-
100758	FY23-Restrooms	CAP	300	Sports Complex	160,000.00	-	160,000.00	-	-
100759	FY23-Soccer Parking	CAP	300	Sports Complex	25,000.00	-	25,000.00	-	-
100760	FY23-RV Parking	CAP	300	Sports Complex	300,000.00	-	300,000.00	-	-
100271	FY20-Canal St Storm Drain-GRANT	CAP	320	Streets Improvement	600,000.00	161,217.67	438,782.33	-	-
100392	FY21-Downtown Sidewalk	CAP	320	Streets Improvement	20,000.00	-	20,000.00	-	-
100394	FY21-Radio Blvd-GRANT	CAP	320	Streets Improvement	500,000.00	415,295.92	84,704.08	-	-
100539	FY22-Annual Street Improvements	CAP	320	Streets Improvement	2,100,000.00	1,843,883.20	256,116.80	230,222.05	-
100622	FY21-Cherry Ln Paving-GRANT	CAP	320	Streets Improvement	1,000,000.00	862,325.92	137,674.08	8,405.03	-
100634	FY22-Flood Repairs	CAP	320	Streets Improvement	1,500,000.00	1,053,598.58	446,401.42	136,698.62	-
100659	FY22-Old Cavern Hwy-GRANT	CAP	320	Streets Improvement	528,000.00	357,941.23	170,058.77	44,530.09	-
100761	FY23-Annual Street Improvements	CAP	320	Streets Improvement	3,250,000.00	2,219,215.67	1,030,784.33	234,166.15	-
100762	FY23-County Contribution Bypass	CAP	320	Streets Improvement	1,000,000.00	-	1,000,000.00	-	-
100763	FY23-Annual Street Scapes	CAP	320	Streets Improvement	200,000.00	8,694.98	191,305.02	9,181.52	-
100834	FY23-Pate & 6th St Rehab GRANT	CAPC	320	Streets Improvement	80,000.00	80,000.00	-	-	-
100399	FY21-Ambulance - GRANT	CAP	500	Fire Protection	290,000.00	-	290,000.00	287,806.00	-
100543	FY22-Stabilization Equip-GRANT	CAPC	500	Fire Protection	71,002.55	58,577.95	12,424.60	-	-

Project Code	Description	Project Type	Department	Dept Name	Revised Budget	Actuals	Project Balance	Encumbrances	Requisitions
100545	FY22-Metal Shelter-GRANT	CAPC	500	Fire Protection	123,387.00	6,289.97	117,097.03	-	-
100682	FY22-Type 3 Fire Engine-GRANT	CAP	500	Fire Protection	439,997.45	-	439,997.45	435,996.00	-
100764	FY23-Pumper GRANT	CAP	500	Fire Protection	761,500.00	-	761,500.00	712,287.00	-
100864	FY23-Drive Pad	CAP	500	Fire Protection	25,000.00	-	25,000.00	19,672.54	-
100765	FY23-Cardiac Monitor Trainer GRANT	CAPC	501	Emergency Medical Services	20,000.00	17,885.00	2,115.00	-	-
100094	FY20-Van GRANT	CAP	570	Municipal Transit	80,000.00	-	80,000.00	-	-
100404	FY21-Surveillance System-Vans-GRANT	CAP	570	Municipal Transit	34,892.00	-	34,892.00	-	-
100406	FY21-Bus Replacement-GRANT	CAP	570	Municipal Transit	1,256,161.00	-	1,256,161.00	-	-
100766	FY23-Bus Shelter Construction GRANT	CAP	570	Municipal Transit	72,000.00	7,200.07	64,799.93	61,930.90	-
100767	FY23-Bus Shelters GRANT	CAP	570	Municipal Transit	131,475.00	-	131,475.00	129,395.91	-
100768	FY23-Shop Renovation GRANT	CAP	570	Municipal Transit	8,435.00	-	8,435.00	-	-
100769	FY23-Van GRANT	CAP	570	Municipal Transit	197,000.00	-	197,000.00	-	-
100133	CO-San Jose Sen Ctr-GRANT	CAPC	580	CDBG Grant	800,000.00	800,000.00	-	-	-
100655	FY22 - ARSC Renovations-GRANT	CAPC	580	CDBG Grant	161,703.57	161,445.30	258.27	-	-
100267	FY20-Electronic Sign Cascades	LT-C	600	LT-Promo	216,867.00	216,867.00	-	-	-
100581	FY22-Museum Advertising	LT-C	600	LT-Promo	60,000.00	53,203.55	6,796.45	450.00	-
100582	FY22-City Sponsored Events	LT	600	LT-Promo	127,000.00	108,438.70	18,561.30	14,217.22	-
100588	FY22-MainStreet Tourism Campaign	LT-C	600	LT-Promo	47,435.00	40,610.01	6,824.99	-	-
100591	FY22-Pearl of Pecos Heritage Walk	LT	600	LT-Promo	24,290.50	9,971.89	14,318.61	14,318.61	-
100592	FY22-Pearl of the Pecos Mural Proj	LT	600	LT-Promo	10,000.00	1,788.30	8,211.70	8,211.70	-
100641	FY22-Hawgfest/Rodeo Week	LT-C	600	LT-Promo	72,565.00	39,134.62	33,430.38	-	-
100644	FY22-Entrance Signs (3)	CAP	600	LT-Promo	1,500,000.00	371,126.01	1,128,873.99	567,525.99	-
100656	FY22-Fishing Derby	LT-C	600	LT-Promo	5,000.00	2,948.03	2,051.97	-	-
100664	FY22-COC Digital Sign	LT-C	600	LT-Promo	41,441.40	41,441.40	-	-	-
100672	FY22-United Way Cinco de Mayo	LT-C	600	LT-Promo	13,000.00	5,161.10	7,838.90	-	-
100674	FY22-JChester - Social Media	LT-C	600	LT-Promo	30,000.00	30,000.00	-	-	-
100675	FY22-KENW-FM	LT	600	LT-Promo	3,500.00	1,458.30	2,041.70	2,041.70	-
100679	FY22-Carlsbad LifeHouse	LT-C	600	LT-Promo	7,000.00	3,703.97	3,296.03	-	-
100680	FY22-Gem & Mineral Show Advertising	LT-C	600	LT-Promo	12,351.62	10,000.69	2,350.93	-	-
100770	FY23-Carlsbad Area Art Association	LT	600	LT-Promo	30,000.00	18,320.64	11,679.36	11,679.36	-
100771	FY23-Car-A-Fair	LT-C	600	LT-Promo	27,650.00	5,450.62	22,199.38	-	-
100772	FY23-Library Advertising	LT	600	LT-Promo	20,000.00	19,610.09	389.91	389.91	-
100773	FY23-Museum Advertising	LT	600	LT-Promo	80,000.00	13,293.20	66,706.80	27,008.89	-
100774	FY23-City Sponsored Events	LT	600	LT-Promo	150,000.00	79,195.11	70,804.89	37,450.59	-
100775	FY23-MainStreet Tourism Campaign	LT	600	LT-Promo	80,000.00	57,625.55	22,374.45	22,374.45	-
100776	FY23-Creative Carlsbad Campaign	LT	600	LT-Promo	75,000.00	15,152.00	59,848.00	59,848.00	-
100777	FY23-Hope Center Live Events	LT	600	LT-Promo	21,000.00	14,919.79	6,080.21	6,080.21	-

Project Code	Description	Project Type	Department	Dept Name	Revised Budget	Actuals	Project Balance	Encumbrances	Requisitions
100778	FY23-Community Theatre Tourism	LT	600	LT-Promo	30,000.00	18,496.27	11,503.73	11,503.73	-
100779	FY23-Red Rocket Social Media	LT	600	LT-Promo	60,000.00	40,000.00	20,000.00	20,000.00	-
100780	FY23-COC Marketing Campaign	LT	600	LT-Promo	300,000.00	200,000.00	100,000.00	100,000.00	-
100781	FY23-JChester Social Media	LT	600	LT-Promo	60,000.00	29,063.13	30,936.87	30,936.87	-
100818	FY23-Friends of the Living Desert	LT	600	LT-Promo	27,200.00	19,887.28	7,312.72	7,312.72	-
100822	FY23-COC Cheeseburger Cook Off	LT	600	LT-Promo	10,000.00	-	10,000.00	5,000.00	-
100835	FY23-Walter Gerrells Advertising	LT	600	LT-Promo	65,000.00	200.00	64,800.00	3,369.22	-
100837	FY23-COC Carlsbad Local Advertising	LT	600	LT-Promo	13,000.00	-	13,000.00	13,000.00	-
100838	FY23-COC Yearbook Advertising	LT-C	600	LT-Promo	7,800.00	7,800.00	-	-	-
100839	FY23-Renaissance Fest Advertising	LT	600	LT-Promo	20,000.00	9,546.46	10,453.54	10,453.54	-
100840	FY23-Gus Macker Advertising	LT	600	LT-Promo	70,000.00	18,934.67	51,065.33	51,065.33	-
100843	FY23-September Fest Advertising	LT-C	600	LT-Promo	15,000.00	2,351.62	12,648.38	-	-
100844	FY23-Carlsbad MainStreet America Ep	LT-C	600	LT-Promo	9,500.00	9,500.00	-	-	-
100847	FY23-2023 CCCA Concert Season	LT	600	LT-Promo	47,000.00	-	47,000.00	47,000.00	-
100852	FY23-Christmas on the Pecos	LT-C	600	LT-Promo	75,000.00	74,915.13	84.87	-	-
100855	FY23-B&G Club Fishing Derby	LT	600	LT-Promo	5,000.00	-	5,000.00	5,000.00	-
100862	FY23-Cinco de Mayo Golf Tournament	LT	600	LT-Promo	-	-	-	-	-
100099	FY20-Cavern Theater	CAP	650	LT-Non Promotional	3,041,430.00	2,991,151.05	50,278.95	50,278.95	-
100139	CO-Potash Park	CAP	650	LT-Non Promotional	203,097.00	163,801.87	39,295.13	-	-
100597	FY22-Fireworks	LT-C	650	LT-Non Promotional	64,885.00	60,000.00	4,885.00	-	-
100782	FY23-Carlsbad Chamber Management	LT	650	LT-Non Promotional	332,500.00	221,664.00	110,836.00	110,836.00	-
100783	FY23-Fireworks	LT	650	LT-Non Promotional	65,000.00	30,000.00	35,000.00	30,000.00	-
100784	FY23-Firefighter Combat Challenge	LT-C	650	LT-Non Promotional	27,615.00	27,614.69	0.31	-	-
100785	FY23-HAP Holiday Decorations	LT	650	LT-Non Promotional	100,000.00	97,458.48	2,541.52	-	-
100786	FY23-Annual PRV Maintenance	LT	650	LT-Non Promotional	20,000.00	17,585.45	2,414.55	91.00	-
100787	FY23-Annual Public Safety	LT	650	LT-Non Promotional	100,000.00	94,581.16	5,418.84	-	-
100788	FY23-Annual Audit	LT	650	LT-Non Promotional	2,500.00	-	2,500.00	-	-
100789	FY23-Chamber Holiday Decorations	LT	650	LT-Non Promotional	42,000.00	-	42,000.00	42,000.00	-
100790	FY23-Cavern Theatre	CAP	650	LT-Non Promotional	750,000.00	469,789.55	280,210.45	225,779.64	-
100791	FY23-PRV Media Upgrades	CAP	650	LT-Non Promotional	40,000.00	-	40,000.00	-	-
100792	FY23-PRV Improvements	CAP	650	LT-Non Promotional	40,000.00	26,645.12	13,354.88	-	21,268.78
100821	FY23-MainStreet Holiday Decorations	LT	650	LT-Non Promotional	85,000.00	42,597.01	42,402.99	42,402.99	-
100627	FY22-Jed Howard	CAP	680	LT-Discretionary	300,000.00	-	300,000.00	-	-
100833	FY23-Miniature Golf Course	LT-C	680	LT-Discretionary	750,000.00	726,323.86	23,676.14	-	-
100857	FY23-Pedestrian Bridge	CAP	680	LT-Discretionary	300,000.00	-	300,000.00	298,565.37	-
100115	FY20-Upgrade Waterline-Old Cavern	CAP	700	Water	1,303,962.84	931,391.95	372,570.89	102,317.70	-
100273	FY20-Sewer Lift St Generators-GRANT	CAP	700	Water	250,000.00	74,855.00	175,145.00	159,351.00	-

Project Code	Description	Project Type	Department	Dept Name	Revised Budget	Actuals	Project Balance	Encumbrances	Requisitions
100426	FY21-Eng-E Green St	CAP	700	Water	200,000.00	40,596.14	159,403.86	5,983.27	-
100511	FY21-Meter Reading System	CAP	700	Water	31,750.00	10,974.82	20,775.18	15,258.00	-
100549	FY22-Water Meter Upgrades	CAP	700	Water	1,500,000.00	481,656.44	1,018,343.56	424,075.73	-
100550	FY22-Trucks	CAPC	700	Water	100,000.00	99,390.55	609.45	-	-
100551	FY22-SD Reservoir	CAP	700	Water	150,000.00	85,988.62	64,011.38	7,895.42	-
100552	FY22-Water Valves	CAP	700	Water	100,000.00	40,689.43	59,310.57	3,713.78	-
100554	FY22-PRV Rehab	CAP	700	Water	120,000.00	42,489.52	77,510.48	11,793.30	-
100793	FY23-Reservoir 2 Transmission	CAP	700	Water	1,500,000.00	744,598.28	755,401.72	714,278.29	-
100794	FY23-Meter Upgrades	CAP	700	Water	500,000.00	-	500,000.00	-	-
100795	FY23-Annual Waterline Upgrades	CAP	700	Water	400,000.00	97,642.15	302,357.85	115,466.49	-
100796	FY23-Tatum Well Field Improvements	CAP	700	Water	372,028.00	177,273.55	194,754.45	181,332.90	-
100797	FY23-Annual Well Rehab	CAP	700	Water	165,000.00	67,537.00	97,463.00	8,000.00	-
100798	FY23-Water Security System	CAP	700	Water	20,000.00	-	20,000.00	-	-
100799	FY23-Annual New Services	CAP	700	Water	200,000.00	29,866.25	170,133.75	-	-
100856	FY23-Rose Street	CAP	700	Water	127,972.00	55,287.20	72,684.80	72,684.80	-
100560	FY22-Grit Pump Valves	CAP	701	Waste Water	50,000.00	-	50,000.00	-	-
100562	FY22-Final Clarifier	CAP	701	Waste Water	95,155.91	-	95,155.91	-	95,155.91
100565	FY22-UV Redundancy	CAP	701	Waste Water	100,000.00	26,610.09	73,389.91	17,128.59	-
100566	FY22-Gravity Belt Thickener	CAP	701	Waste Water	225,000.00	-	225,000.00	204,550.00	-
100567	FY22-Fall Protect System	CAP	701	Waste Water	75,000.00	-	75,000.00	-	-
100800	FY23-Digester	CAP	701	Waste Water	500,000.00	-	500,000.00	-	-
100801	FY23-Boiler	CAP	701	Waste Water	199,844.09	89,880.94	109,963.15	29,697.52	-
100802	FY23-SCADA	CAP	702	Double Eagle	150,000.00	-	150,000.00	-	-
100803	FY23-Annual Engineering	CAP	702	Double Eagle	100,000.00	-	100,000.00	2,882.73	-
100804	FY23-DE Waterline Replacement GRANT	CAP	702	Double Eagle	2,500,000.00	113,464.55	2,386,535.45	129,373.45	-
100805	FY23-Water System Replacement GRANT	CAP	702	Double Eagle	1,100,000.00	-	1,100,000.00	-	-
100121	FY20-Sewer Interceptor upgrades	CAP	703	Collection System	1,849,121.03	684,218.02	1,164,903.01	174,832.03	-
100437	FY21-Rose St Sewer	CAP	703	Collection System	480,000.00	440,263.42	39,736.58	3,232.45	-
100439	FY21-NPH Sewer Extension-GRANT	CAP	703	Collection System	500,000.00	129,818.44	370,181.56	64,509.14	-
100571	FY22-Bataan Lift Station-GRANT	CAP	703	Collection System	2,900,000.00	9,179.91	2,890,820.09	2,866,476.87	-
100572	FY22-Old Cavern Sewer Ext-GRANT	CAP	703	Collection System	2,698,401.00	86,053.41	2,612,347.59	96,791.19	-
100573	FY22-Primary Lift Station	CAP	703	Collection System	300,000.00	100,696.50	199,303.50	64,504.07	-
100807	FY23-Annual Manhole Rehab	CAP	703	Collection System	50,000.00	-	50,000.00	-	-
100808	FY23-Annual Sewer Line Upgrades	CAP	703	Collection System	100,000.00	35,744.83	64,255.17	21,773.45	-
100809	FY23-Annual Engineering	CAP	703	Collection System	100,000.00	13,031.52	86,968.48	65,044.45	-
100575	FY22-ARC Trucks	CAPC	730	Solid Waste Disposal	1,800,000.00	1,744,105.00	55,895.00	-	-
100663	FY22-Convenience Station Fence	CAPC	730	Solid Waste Disposal	100,000.00	78,900.80	21,099.20	-	-

Project Code	Description	Project Type	Department	Dept Name	Revised Budget	Actuals	Project Balance	Encumbrances	Requisitions
100810	FY23-ARC Trucks (3)	CAP	730	Solid Waste Disposal	1,280,000.00	-	1,280,000.00	1,273,972.00	-
100811	FY23-Tire Shredder	CAPC	730	Solid Waste Disposal	610,000.00	600,000.00	10,000.00	-	-
100812	FY23-Container Maintenance Truck	CAP	730	Solid Waste Disposal	190,000.00	-	190,000.00	185,510.00	-
100813	FY23-Truck Safety Camera System	CAP	730	Solid Waste Disposal	250,000.00	-	250,000.00	68,782.40	-
100814	FY23-Metal Dumpsters	CAP	730	Solid Waste Disposal	370,000.00	62,045.00	307,955.00	170,233.46	-
100815	FY23-Trucks (2)	CAPC	730	Solid Waste Disposal	-	-	-	-	-
100816	FY23-Furniture	CAP	790	Golf Pro Shop	75,000.00	-	75,000.00	-	-
100817	FY23-Beverage Cart	CAP	790	Golf Pro Shop	22,657.00	-	22,657.00	22,657.00	-
Totals					75,732,261.19	26,237,548.18	49,494,713.01	14,854,666.46	125,991.76

9. Promotional Lodgers' Tax Aging Schedule

City of Carlsbad, NM
 Lodgers Tax - Promotional
 Aging Schedule of Revenues to be Spent
 as of: February 2023

Revenues		Expenditures/Transfers												Offsetting Expense	Balance	Compliance	
		FY15	FY16	FY17	FY18	FY19	FY20	FY21	FY22	FY23	FY24	FY25	FY26				FY27
FY15	1,444,294	-	834,379	583,778	26,137										1,444,294	-	No - \$26k
FY16	767,494			592,385	175,109										767,494	-	No - \$175k
FY17	735,160				735,160										735,160	-	Yes
FY18	1,401,511				177,647	1,085,888	137,976								1,401,511	-	No - \$138k
FY19	1,656,917						1,029,135	627,782							1,656,917	-	No - \$628k
FY20	1,442,933							444,896	998,037						1,442,933	0	No - \$998k
FY21	635,817								209,483						209,483	426,334	
FY22	901,760														-	901,760	
FY23	746,101														-	746,101	
FY24															-		
		-	834,379	583,778	618,522	1,087,916	1,085,888	1,167,111	1,072,678	1,207,520	-	-	-	-		2,074,195	

Per Lodgers' Tax State Statute and City Ordinance, the proceeds from the occupancy tax that are required to be used to advertise, publicize and promote tourist-related attractions, facilities and events shall be used within two years of the close of the fiscal year in which they were collected and shall not be accumulated beyond that date or used for any other purpose.

10. Municipal Court Summary

City of Carlsbad, NM
Municipal Court Analysis
FY23

					City of Carlsbad				
FY23	Number of Cases	Cases on Appeal	Outstanding Warrants	State Fees	Fines	Fees	Total	Previous FY	Variance
Jul-22	520	7	4,682	\$4,397	\$38,334	\$9,045	\$47,379	\$67,466	-\$20,087
Aug-22	915	5	4,739	\$6,585	\$52,663	\$12,840	\$65,503	\$68,304	-\$2,801
Sep-22	935	4	4,022	\$6,043	\$43,112	\$12,620	\$55,732	\$67,312	-\$11,580
Oct-22	852	6	4,126	\$7,756	\$56,233	\$15,527	\$71,760	\$62,251	\$9,509
Nov-22	797	6	4,132	\$6,250	\$41,970	\$12,539	\$54,509	\$65,211	-\$10,702
Dec-22	624	5	4,167	\$5,771	\$45,915	\$12,589	\$58,504	\$65,175	-\$6,671
Jan-23	935	6	4,207	\$6,125	\$48,080	\$12,542	\$60,622	\$69,494	-\$8,872
Feb-23	781	3	4,237	\$6,582	\$51,158	\$12,752	\$63,910	\$78,357	-\$14,447
Mar-23							\$0		\$0
Apr-23							\$0		\$0
May-23							\$0		\$0
Jun-23							\$0		\$0
Total/Ave	6,359	5	4,289	\$49,509	\$377,465	\$100,454	\$477,919	\$543,570	-\$65,651
Vs. FY22									
Incr(Decr)	-45%	31%	-1%	-45%	-44%	-44%	-49%		

					City of Carlsbad		
Previous	Number of Cases	Cases on Appeal	Outstanding Warrants	State Fees	Fines	Fees	Total
FY22	11,573	4	4,330	\$89,502	\$671,511	\$178,439	\$939,452
FY21	11,944	2	4,281	\$90,122	\$692,903	\$185,310	\$878,213
FY20	13,548	2	4,308	\$90,205	\$730,812	\$183,099	\$913,911
FY19	9,476		4,008	\$73,519	\$555,014	\$148,400	\$703,414
FY18	8,881		3,560	\$69,658	\$434,310	\$137,663	\$571,973

11. Debt Service

		NMFA Carlsbad 11 DE Extension	NMFA CWSRF 010 Treat Plant	Total W&S
Original Amt				
	Principal	15,688,737	19,414,220	35,102,957
	Interest	3,533,097	4,331,980	7,865,076
	Total	\$19,221,834	\$23,746,200	\$42,968,034
Years	FY			
1	2023	961,091	1,090,387	2,051,479
2	2024	961,091	1,090,387	2,051,479
3	2025	961,092	1,090,387	2,051,479
4	2026	961,091	1,090,387	2,051,479
5	2027	961,092	1,090,387	2,051,480
6	2028	961,092	1,090,387	2,051,479
7	2029	961,092	1,090,387	2,051,480
8	2030	961,092	1,090,387	2,051,480
9	2031	961,092	1,090,387	2,051,479
10	2032	961,092	1,090,387	2,051,479
11	2033	961,091	1,090,387	2,051,479
12	2034	961,092	1,090,387	2,051,479
13	2035	961,092	1,090,387	2,051,479
14	2036	961,091	1,090,387	2,051,479
15	2037	961,092	1,090,387	2,051,479
16	2038		1,090,387	1,090,387
		14,416,375	17,446,198	31,862,573
	City Debt Service Reserve			-
	Balance	14,416,375	17,446,198	31,862,573

12. YTD Budget Report

YEAR-TO-DATE BUDGET REPORT

FOR 2023 08

ACCOUNTS FOR:	ORIGINAL	TRANFRS/	REVISED			AVAILABLE	PCT
101 General Fund	APPROP	ADJSTMTS	BUDGET	YTD ACTUAL	ENCUMBRANCES	BUDGET	USE/COL

101 General Fund

101 30000 Municipal	-22,747,479	0	-22,747,479	-18,919,009.98	.00	-3,828,469.02	83.2%*
101 30010 Muni Share	-19,061,000	0	-19,061,000	-15,862,573.16	.00	-3,198,426.84	83.2%*
101 30030 Infrastruc	-2,173,000	0	-2,173,000	-1,590,850.33	.00	-582,149.67	73.2%*
101 30100 Property	-3,709,845	0	-3,709,845	-2,813,063.49	.00	-896,781.51	75.8%*
101 30300 Auto Lic G	-18,000	0	-18,000	-15,834.23	.00	-2,165.77	88.0%*
101 31000 TDS	-122,000	0	-122,000	-60,843.77	.00	-61,156.23	49.9%*
101 31010 xcel	-597,000	0	-597,000	-508,125.28	.00	-88,874.72	85.1%*
101 31020 NM Gas	-55,000	0	-55,000	-64,636.53	.00	9,636.53	117.5%
101 31025 PVT	-1,500	0	-1,500	-4,660.58	.00	3,160.58	310.7%
101 31030 Windstream	-35,000	0	-35,000	-31,172.79	.00	-3,827.21	89.1%*
101 31040 Water	-21,000	0	-21,000	-20,000.00	.00	-1,000.00	95.2%*
101 32000 Business	-500	0	-500	-80.00	.00	-420.00	16.0%*
101 32005 License-Ca	-1,500	0	-1,500	-2,500.00	.00	1,000.00	166.7%
101 32010 Dog	-1,000	0	-1,000	-586.00	.00	-414.00	58.6%*
101 32020 Liquor	-11,000	0	-11,000	-3,250.00	.00	-7,750.00	29.5%*
101 32100 Building	-112,000	0	-112,000	-76,935.25	.00	-35,064.75	68.7%*
101 32110 Cemetery M	-2,000	0	-2,000	.00	.00	-2,000.00	.0%*
101 32120 Electrical	-40,000	0	-40,000	-35,121.00	.00	-4,879.00	87.8%*
101 32150 Plumbing/M	-19,000	0	-19,000	-13,020.00	.00	-5,980.00	68.5%*
101 32190 Misc	-1,000	0	-1,000	-2,440.50	.00	1,440.50	244.1%
101 33000 Business R	-23,000	0	-23,000	-27,726.90	.00	4,726.90	120.6%
101 33001 Cemetery L	-102,000	0	-102,000	-69,971.35	.00	-32,028.65	68.6%*
101 33002 Cemetery O	-95,000	0	-95,000	-53,000.00	.00	-42,000.00	55.8%*
101 33003 Classes	0	0	0	.00	.00	.00	.0%
101 33004 Court Fine	0	0	0	.00	.00	.00	.0%
101 33007 Library	-4,000	0	-4,000	-2,258.60	.00	-1,741.40	56.5%*
101 33010 Notary	0	0	0	-225.00	.00	225.00	100.0%
101 33012 Rental	-21,000	0	-21,000	-26,809.00	.00	5,809.00	127.7%
101 33013 Rental Wat	-9,700	0	-9,700	-7,050.00	.00	-2,650.00	72.7%*
101 33015 Senior Cen	-4,000	0	-4,000	-5,396.07	.00	1,396.07	134.9%
101 33016 Sub Divisi	-3,000	0	-3,000	-1,500.00	.00	-1,500.00	50.0%*
101 33022 Waterpark	-70,000	0	-70,000	-62,766.98	.00	-7,233.02	89.7%*
101 33023 Zoning	-3,000	0	-3,000	-2,436.00	.00	-564.00	81.2%*
101 33090 Misc	0	0	0	-53.30	.00	53.30	100.0%
101 34000 Ambulance	-4,000	0	-4,000	-7,905.01	.00	3,905.01	197.6%
101 34045 LifeLine	-700,000	0	-700,000	-575,828.22	.00	-124,171.78	82.3%*
101 34300 Waterpark	-9,000	0	-9,000	-9,279.51	.00	279.51	103.1%
101 34320 Misc	0	0	0	-676.37	.00	676.37	100.0%
101 35045 Lease-CP	0	0	0	-260.00	.00	260.00	100.0%
101 35100 Lease-Cave	-36,000	0	-36,000	-36,000.00	.00	.00	100.0%

YEAR-TO-DATE BUDGET REPORT

FOR 2023 08								
ACCOUNTS FOR:	ORIGINAL	TRANFRS/	REVISED			AVAILABLE	PCT	
101 General Fund	APPROP	ADJSTMNTS	BUDGET	YTD ACTUAL	ENCUMBRANCES	BUDGET	USE/COL	
101 35200 Lease-Port	-6,000	0	-6,000	-1,000.00	.00	-5,000.00	16.7%*	
101 35900 Lease-Misc	-20,000	0	-20,000	-14,508.26	.00	-5,491.74	72.5%*	
101 36000 CD's	-30,000	0	-30,000	-151,575.25	.00	121,575.25	505.3%	
101 36040 Misc	-9,000	0	-9,000	-99,195.47	.00	90,195.47	1102.2%	
101 37000 County-App	-625,000	0	-625,000	-312,500.00	.00	-312,500.00	50.0%*	
101 37005 County-DWI	-20,000	0	-20,000	-20,712.65	.00	712.65	103.6%	
101 37135 Legislativ	-1,000,000	0	-1,000,000	-1,000,000.00	.00	.00	100.0%	
101 37140 Library Gr	-60,000	-255	-60,255	-10,254.72	.00	-50,000.00	17.0%*	
101 37160 Buckle Dow	-15,000	0	-15,000	-10,624.84	.00	-4,375.16	70.8%*	
101 37165 DWI	-24,000	0	-24,000	-34,785.06	.00	10,785.06	144.9%	
101 37170 STEP	-28,000	0	-28,000	-20,195.18	.00	-7,804.82	72.1%*	
101 37199 State-Misc	-243,277	-38,987	-282,264	.00	.00	-282,264.00	.0%*	
101 37240 Federal-WI	-7,000	0	-7,000	-4,976.80	.00	-2,023.20	71.1%*	
101 37290 Federal-Mi	0	-4,000	-4,000	-39,157.35	.00	35,157.35	978.9%	
101 38001 Donations	0	-31,500	-31,500	-117,550.00	.00	86,050.00	373.2%	
101 38007 Long/Short	0	0	0	-1.00	.00	1.00	100.0%	
101 38009 Printing &	-16,000	0	-16,000	-11,241.66	.00	-4,758.34	70.3%*	
101 38011 Recoveries	0	0	0	-4,625.66	.00	4,625.66	100.0%	
101 38012 Reimburse	0	0	0	-28,776.88	.00	28,776.88	100.0%	
101 38090 All other	0	-1,000	-1,000	-36,313.94	.00	35,313.94	3631.4%	
101 40000 Trans-IN	-3,695,212	-2,005,011	-5,700,223	-5,700,223.01	.00	.00	100.0%	
101 45000 Transfer-T	4,925,000	7,000,000	11,925,000	11,925,000.00	.00	.00	100.0%	
TOTAL General Fund	-50,686,013	4,919,247	-45,766,766	-36,607,062.93	.00	-9,159,702.80	80.0%	

YEAR-TO-DATE BUDGET REPORT

FOR 2023 08

ACCOUNTS FOR:	ORIGINAL APPROP	TRANFRS/ ADJSTMTS	REVISED BUDGET	YTD ACTUAL	ENCUMBRANCES	AVAILABLE BUDGET	PCT USE/COL
101 General Fund							
10110 Mayor & Council							
10110 50000 Labor-Elec	14,400	0	14,400	6,400.00	.00	8,000.00	44.4%
10110 50500 Labor-Regu	33,600	0	33,600	22,400.00	.00	11,200.00	66.7%
10110 55000 Labor-Allo	39,150	0	39,150	22,000.00	.00	17,150.00	56.2%
10110 58100 Associated	6,677	0	6,677	3,886.76	.00	2,790.24	58.2%
10110 61200 ConProf-Ge	0	0	0	.00	399.70	-399.70	100.0%*
10110 61550 ConProf-Le	8,000	0	8,000	58.25	.00	7,941.75	.7%
10110 63300 Fees-Publi	2,000	0	2,000	.00	.00	2,000.00	.0%
10110 64475 Ops-Materi	2,000	0	2,000	1,119.40	.00	880.60	56.0%
10110 64800 Ops-Unifor	500	0	500	.00	.00	500.00	.0%
10110 65000 Maint-Buil	0	0	0	18.99	27.99	-46.98	100.0%*
10110 66000 Empl-Dues	4,000	0	4,000	300.00	.00	3,700.00	7.5%
10110 66100 Empl-Train	0	0	0	618.00	.00	-618.00	100.0%*
10110 66200 Empl-Per D	1,000	0	1,000	1,947.27	.00	-947.27	194.7%*
10110 66300 Empl-Milea	1,000	0	1,000	.00	.00	1,000.00	.0%
TOTAL Mayor & Council	112,327	0	112,327	58,748.67	427.69	53,150.64	52.7%

YEAR-TO-DATE BUDGET REPORT

FOR 2023 08

ACCOUNTS FOR:	ORIGINAL APPROP	TRANFRS/ADJSTMTS	REVISED BUDGET	YTD ACTUAL	ENCUMBRANCES	AVAILABLE BUDGET	PCT USE/COL
---------------	-----------------	------------------	----------------	------------	--------------	------------------	-------------

10111 Executive & Legislative

10111 50500 Labor-Regu	1,201,290	0	1,201,290	639,251.72	.00	562,038.28	53.2%
10111 51000 Labor-OT	1,047	0	1,047	1,299.08	.00	-252.08	124.1%*
10111 52000 Labor-Vaca	0	0	0	50,686.02	.00	-50,686.02	100.0%*
10111 52100 Labor-Holi	0	0	0	40,478.41	.00	-40,478.41	100.0%*
10111 53000 Labor-Sick	0	0	0	10,999.37	.00	-10,999.37	100.0%*
10111 54000 Labor-Othe	2,500	0	2,500	2,552.10	.00	-52.10	102.1%*
10111 55000 Labor-Allo	8,126	0	8,126	26,150.00	.00	-18,024.00	321.8%*
10111 56000 Labor-Heal	0	34,269	34,269	34,269.41	.00	.00	100.0%
10111 58000 Associated	157,549	0	157,549	81,728.45	.00	75,820.55	51.9%
10111 58100 Associated	85,120	2,622	87,742	55,134.76	.00	32,606.85	62.8%
10111 58200 Associated	106,067	0	106,067	62,549.00	.00	43,518.00	59.0%
10111 58300 Associated	20,600	0	20,600	12,209.84	.00	8,390.16	59.3%
10111 58900 Associated	110	0	110	46.00	.00	64.00	41.8%
10111 61000 ConProf-Ad	4,000	0	4,000	.00	.00	4,000.00	.0%
10111 61200 ConProf-Ge	700,000	4,619	704,619	104,222.54	77,421.31	522,974.94	25.8%
10111 61550 ConProf-Le	170,000	0	170,000	52,343.87	60,048.01	57,608.12	66.1%
10111 61650 ConProf-OG	50,000	0	50,000	.00	.00	50,000.00	.0%
10111 61700 ConProf-Ou	751,051	0	751,051	451,317.62	299,733.38	.00	100.0%
10111 61900 ConProf-Mi	0	0	0	27,794.13	45,021.81	-72,815.94	100.0%*
10111 63050 Fees-Count	37,098	0	37,098	27,696.72	.00	9,401.28	74.7%
10111 63100 Fees-Filin	9,300	0	9,300	275.00	.00	9,025.00	3.0%
10111 63300 Fees-Publi	0	0	0	3,644.68	3,653.51	-7,298.19	100.0%*
10111 63900 Fees-Misc	0	0	0	-429.66	.00	429.66	100.0%
10111 64475 Ops-Materi	55,133	0	55,133	13,808.94	4,683.37	36,640.69	33.5%
10111 64600 Ops-Postag	1,000	0	1,000	582.43	.00	417.57	58.2%
10111 64625 Ops-Propor	1,000	0	1,000	.00	.00	1,000.00	.0%
10111 64675 Ops-Safety	10,000	0	10,000	8,216.39	.00	1,783.61	82.2%
10111 64775 Ops-Tools	0	0	0	4.78	.00	-4.78	100.0%*
10111 64800 Ops-Unifor	700	0	700	79.99	.00	620.01	11.4%
10111 64825 Ops-Vehicl	2,100	0	2,100	1,642.28	1,357.72	-900.00	142.9%*
10111 65000 Maint-Buil	100	0	100	.00	.00	100.00	.0%
10111 65550 Maint-Vehi	1,000	0	1,000	.00	.00	1,000.00	.0%
10111 66000 Empl-Dues	74,200	0	74,200	89,428.05	360.00	-15,588.05	121.0%*
10111 66100 Empl-Train	4,000	0	4,000	310.00	.00	3,690.00	7.8%
10111 66200 Empl-Per D	6,900	0	6,900	1,533.88	.00	5,366.12	22.2%
10111 66300 Empl-Milea	2,000	0	2,000	2,153.19	.00	-153.19	107.7%*
10111 66400 Empl-Trans	0	0	0	.00	550.00	-550.00	100.0%*
10111 66500 Empl-Perso	5,400	0	5,400	430.00	15.00	4,955.00	8.2%
10111 67400 Util-Telep	1,000	0	1,000	5.93	1,494.07	-500.00	150.0%*
10111 80100 Cap-Land	150,000	0	150,000	.00	10,800.00	139,200.00	7.2%

YEAR-TO-DATE BUDGET REPORT

FOR 2023 08								
ACCOUNTS FOR:		ORIGINAL	TRANFRS/	REVISED			AVAILABLE	PCT
101	General Fund	APPROP	ADJSTMTS	BUDGET	YTD ACTUAL	ENCUMBRANCES	BUDGET	USE/COL
10111	80500 Cap-Equipm	62,717	0	62,717	60,725.00	.00	1,992.00	96.8%
	TOTAL Executive & Legislative	3,681,108	41,510	3,722,618	1,863,139.92	505,138.18	1,354,339.71	63.6%

YEAR-TO-DATE BUDGET REPORT

FOR 2023 08

ACCOUNTS FOR:	ORIGINAL APPROP	TRANFRS/ADJSTMTS	REVISED BUDGET	YTD ACTUAL	ENCUMBRANCES	AVAILABLE BUDGET	PCT USE/COL
101 General Fund							
10112 Judicial							
10112 50500 Labor-Regu	465,476	0	465,476	242,564.58	.00	222,911.42	52.1%
10112 51000 Labor-OT	0	0	0	1,571.34	.00	-1,571.34	100.0%*
10112 52000 Labor-Vaca	0	0	0	14,881.01	.00	-14,881.01	100.0%*
10112 52100 Labor-Holi	0	0	0	13,994.24	.00	-13,994.24	100.0%*
10112 53000 Labor-Sick	0	0	0	12,280.06	.00	-12,280.06	100.0%*
10112 54000 Labor-Othe	1,750	0	1,750	875.00	.00	875.00	50.0%
10112 55000 Labor-Allo	1,500	0	1,500	3,400.00	.00	-1,900.00	226.7%*
10112 56000 Labor-Heal	0	20,137	20,137	20,137.16	.00	.00	100.0%
10112 58000 Associated	75,145	0	75,145	47,249.24	.00	27,895.76	62.9%
10112 58100 Associated	33,505	1,540	35,045	22,160.93	.00	12,884.56	63.2%
10112 58200 Associated	40,227	0	40,227	25,847.88	.00	14,379.12	64.3%
10112 58300 Associated	7,813	0	7,813	5,046.15	.00	2,766.85	64.6%
10112 58900 Associated	90	0	90	41.40	.00	48.60	46.0%
10112 61200 ConProf-Ge	140,700	0	140,700	54,277.24	61,252.57	25,170.19	82.1%
10112 64475 Ops-Materi	15,000	0	15,000	6,800.70	515.00	7,684.30	48.8%
10112 64600 Ops-Postag	3,500	0	3,500	1,280.50	.00	2,219.50	36.6%
10112 64800 Ops-Unifor	2,000	0	2,000	323.04	.00	1,676.96	16.2%
10112 64825 Ops-Vehicl	400	0	400	.00	.00	400.00	.0%
10112 65000 Maint-Buil	2,000	0	2,000	478.19	.00	1,521.81	23.9%
10112 65050 Maint-Equi	2,000	0	2,000	.00	.00	2,000.00	.0%
10112 66000 Empl-Dues	6,000	0	6,000	768.76	.00	5,231.24	12.8%
10112 66100 Empl-Train	10,000	0	10,000	.00	1,550.00	8,450.00	15.5%
10112 66200 Empl-Per D	7,000	0	7,000	1,574.31	.00	5,425.69	22.5%
10112 66300 Empl-Milea	3,000	0	3,000	396.24	.00	2,603.76	13.2%
10112 66400 Empl-Trans	4,000	0	4,000	957.24	.00	3,042.76	23.9%
10112 66500 Empl-Perso	300	0	300	.00	.00	300.00	.0%
10112 67400 Util-Telep	5,000	0	5,000	2,724.88	2,719.40	-444.28	108.9%*
TOTAL Judicial	826,406	21,678	848,084	479,630.09	66,036.97	302,416.59	64.3%

YEAR-TO-DATE BUDGET REPORT

FOR 2023 08

ACCOUNTS FOR:	ORIGINAL	TRANFRS/	REVISED	YTD	ENCUMBRANCES	AVAILABLE	PCT
101 General Fund	APPROP	ADJSTMTS	BUDGET	ACTUAL		BUDGET	USE/COL

10113 City Clerk

10113 50500 Labor-Regu	287,608	0	287,608	146,482.32	.00	141,125.68	50.9%
10113 51000 Labor-OT	0	0	0	74.48	.00	-74.48	100.0%*
10113 52000 Labor-Vaca	0	0	0	11,084.03	.00	-11,084.03	100.0%*
10113 52100 Labor-Holi	0	0	0	10,113.33	.00	-10,113.33	100.0%*
10113 53000 Labor-Sick	0	0	0	5,687.76	.00	-5,687.76	100.0%*
10113 54000 Labor-Othe	750	0	750	458.36	.00	291.64	61.1%
10113 55000 Labor-Allo	838	0	838	1,900.00	.00	-1,062.00	226.7%*
10113 56000 Labor-Heal	0	13,483	13,483	13,482.52	.00	.00	100.0%
10113 58000 Associated	76,062	0	76,062	37,393.00	.00	38,669.00	49.2%
10113 58100 Associated	20,639	1,031	21,670	13,474.28	.00	8,196.13	62.2%
10113 58200 Associated	29,625	0	29,625	17,775.90	.00	11,849.10	60.0%
10113 58300 Associated	5,754	0	5,754	3,467.32	.00	2,286.68	60.3%
10113 58900 Associated	40	0	40	16.10	.00	23.90	40.3%
10113 61200 ConProf-Ge	40,000	0	40,000	24,809.72	1,700.00	13,490.28	66.3%
10113 64475 Ops-Materi	3,000	0	3,000	1,116.24	.00	1,883.76	37.2%
10113 64990 Ops-Misc	0	0	0	2,384.85	2,115.15	-4,500.00	100.0%*
10113 65900 Maint-Misc	0	0	0	296.37	.00	-296.37	100.0%*
10113 66000 Empl-Dues	1,000	0	1,000	390.00	.00	610.00	39.0%
10113 66100 Empl-Train	2,000	0	2,000	1,473.00	.00	527.00	73.7%
10113 66200 Empl-Per D	2,000	0	2,000	1,374.19	.00	625.81	68.7%
10113 66300 Empl-Milea	300	0	300	253.00	.00	47.00	84.3%
TOTAL City Clerk	469,616	14,514	484,130	293,506.77	3,815.15	186,808.01	61.4%

YEAR-TO-DATE BUDGET REPORT

FOR 2023 08								
ACCOUNTS FOR:	ORIGINAL	TRANFRS/	REVISED	YTD	ENCUMBRANCES	AVAILABLE	PCT	
101 General Fund	APPROP	ADJSTMTS	BUDGET	ACTUAL		BUDGET	USE/COL	
10114 Human Resources								
10114 50500 Labor-Regu	210,102	0	210,102	33,460.08	.00	176,641.92	15.9%	
10114 51000 Labor-OT	0	0	0	1,402.96	.00	-1,402.96	100.0%*	
10114 52000 Labor-Vaca	0	0	0	2,508.88	.00	-2,508.88	100.0%*	
10114 52100 Labor-Holi	0	0	0	2,052.72	.00	-2,052.72	100.0%*	
10114 53000 Labor-Sick	0	0	0	2,971.28	.00	-2,971.28	100.0%*	
10114 54000 Labor-Othe	500	0	500	125.00	.00	375.00	25.0%	
10114 58000 Associated	24,091	0	24,091	188.46	.00	23,902.54	.8%	
10114 58100 Associated	16,039	0	16,039	3,206.31	.00	12,832.69	20.0%	
10114 58200 Associated	19,027	0	19,027	4,199.87	.00	14,827.13	22.1%	
10114 58300 Associated	3,695	0	3,695	819.91	.00	2,875.09	22.2%	
10114 58900 Associated	30	0	30	4.60	.00	25.40	15.3%	
10114 61200 ConProf-Ge	13,050	0	13,050	2,197.64	796.93	10,055.43	22.9%	
10114 64475 Ops-Materi	5,000	0	5,000	987.70	.00	4,012.30	19.8%	
10114 64600 Ops-Postag	600	0	600	74.25	.00	525.75	12.4%	
10114 64800 Ops-Unifor	100	0	100	.00	.00	100.00	.0%	
10114 66000 Empl-Dues	800	0	800	350.34	.00	449.66	43.8%	
10114 66100 Empl-Train	500	0	500	.00	.00	500.00	.0%	
10114 66200 Empl-Per D	200	0	200	.00	.00	200.00	.0%	
10114 66300 Empl-Milea	100	0	100	.00	.00	100.00	.0%	
10114 66600 Empl-Servi	200	0	200	603.71	.00	-403.71	301.9%*	
TOTAL Human Resources	294,034	0	294,034	55,153.71	796.93	238,083.36	19.0%	

YEAR-TO-DATE BUDGET REPORT

FOR 2023 08

ACCOUNTS FOR:	ORIGINAL APPROP	TRANFRS/ADJSTMTS	REVISED BUDGET	YTD ACTUAL	ENCUMBRANCES	AVAILABLE BUDGET	PCT USE/COL
101 General Fund							
10115 Finance-Admin							
10115 50500 Labor-Regu	768,662	0	768,662	439,666.75	.00	328,995.25	57.2%
10115 51000 Labor-OT	1,872	0	1,872	384.30	.00	1,487.70	20.5%
10115 52000 Labor-Vaca	0	0	0	28,911.63	.00	-28,911.63	100.0%*
10115 52100 Labor-Holi	0	0	0	27,872.95	.00	-27,872.95	100.0%*
10115 53000 Labor-Sick	0	0	0	17,744.83	.00	-17,744.83	100.0%*
10115 54000 Labor-Othe	2,500	0	2,500	2,255.19	.00	244.81	90.2%
10115 55000 Labor-Allo	1,800	0	1,800	5,800.00	.00	-4,000.00	322.2%*
10115 56000 Labor-Heal	0	33,143	33,143	33,143.19	.00	.00	100.0%
10115 58000 Associated	128,874	0	128,874	85,730.10	.00	43,143.90	66.5%
10115 58100 Associated	56,359	2,535	58,894	40,104.45	.00	18,790.00	68.1%
10115 58200 Associated	78,949	0	78,949	52,566.19	.00	26,382.81	66.6%
10115 58300 Associated	15,378	0	15,378	10,261.41	.00	5,116.59	66.7%
10115 58900 Associated	110	0	110	48.30	.00	61.70	43.9%
10115 61200 ConProf-Ge	542,850	0	542,850	374,322.70	86,045.37	82,481.93	84.8%
10115 61900 ConProf-Mi	0	0	0	147.00	103.00	-250.00	100.0%*
10115 63100 Fees-Filin	2,600	0	2,600	.00	.00	2,600.00	.0%
10115 63250 Fees-Penal	2,000	0	2,000	.00	.00	2,000.00	.0%
10115 63300 Fees-Publi	700	0	700	435.63	1,908.56	-1,644.19	334.9%*
10115 64025 Ops-Bank C	500	0	500	.00	.00	500.00	.0%
10115 64475 Ops-Materi	68,000	0	68,000	24,335.45	4,917.90	38,746.65	43.0%
10115 64600 Ops-Postag	30,400	0	30,400	4,550.75	15,050.00	10,799.25	64.5%
10115 64800 Ops-Unifor	200	0	200	.00	1,165.94	-965.94	583.0%*
10115 64825 Ops-Vehicl	300	0	300	229.51	20.49	50.00	83.3%
10115 65050 Maint-Equi	100	0	100	.00	.00	100.00	.0%
10115 65550 Maint-Vehi	250	0	250	29.63	3.95	216.42	13.4%
10115 66000 Empl-Dues	400	0	400	.00	.00	400.00	.0%
10115 66100 Empl-Train	4,800	0	4,800	50.00	50.00	4,700.00	2.1%
10115 66200 Empl-Per D	500	0	500	1,580.66	.00	-1,080.66	316.1%*
10115 66500 Empl-Perso	900	0	900	219.94	.00	680.06	24.4%
10115 67100 Util-Elect	30,000	0	30,000	21,814.52	10,506.68	-2,321.20	107.7%*
10115 67200 Util-Gas	2,000	0	2,000	2,306.68	193.32	-500.00	125.0%*
10115 67400 Util-Telep	30,000	0	30,000	20,112.84	10,406.44	-519.28	101.7%*
10115 67500 Util-Water	5,000	0	5,000	4,778.48	2,521.52	-2,300.00	146.0%*
10115 80200 Cap-Buildi	100,000	0	100,000	.00	.00	100,000.00	.0%
TOTAL Finance-Admin	1,876,004	35,679	1,911,683	1,199,403.08	132,893.17	579,386.39	69.7%

YEAR-TO-DATE BUDGET REPORT

FOR 2023 08								
ACCOUNTS FOR:	ORIGINAL	TRANFRS/	REVISED	YTD ACTUAL	ENCUMBRANCES	AVAILABLE	PCT	
101 General Fund	APPROP	ADJSTMTS	BUDGET			BUDGET	USE/COL	
10116 Finance-Cashiers								
10116 50500 Labor-Regu	324,392	0	324,392	179,096.16	.00	145,295.84	55.2%	
10116 51000 Labor-OT	6,388	0	6,388	4,073.12	.00	2,314.88	63.8%	
10116 52000 Labor-Vaca	0	0	0	9,955.53	.00	-9,955.53	100.0%*	
10116 52100 Labor-Holi	0	0	0	11,277.56	.00	-11,277.56	100.0%*	
10116 53000 Labor-Sick	0	0	0	7,443.31	.00	-7,443.31	100.0%*	
10116 54000 Labor-Othe	1,500	0	1,500	625.00	.00	875.00	41.7%	
10116 56000 Labor-Heal	0	6,624	6,624	6,624.27	.00	.00	100.0%	
10116 58000 Associated	63,212	0	63,212	21,554.44	.00	41,657.56	34.1%	
10116 58100 Associated	23,629	507	24,136	16,113.10	.00	8,022.66	66.8%	
10116 58200 Associated	33,416	0	33,416	21,160.36	.00	12,255.64	63.3%	
10116 58300 Associated	6,491	0	6,491	4,128.38	.00	2,362.62	63.6%	
10116 58900 Associated	60	0	60	29.90	.00	30.10	49.8%	
TOTAL Finance-Cashiers	459,088	7,131	466,219	282,081.13	.00	184,137.90	60.5%	

YEAR-TO-DATE BUDGET REPORT

FOR 2023 08							
ACCOUNTS FOR:	ORIGINAL	TRANFRS/	REVISED			AVAILABLE	PCT
101 General Fund	APPROP	ADJSTMNTS	BUDGET	YTD ACTUAL	ENCUMBRANCES	BUDGET	USE/COL
10117 Information Technology							
10117 50500 Labor-Regu	400,205	0	400,205	204,872.59	.00	195,332.41	51.2%
10117 51000 Labor-OT	0	0	0	1,692.28	.00	-1,692.28	100.0%*
10117 52000 Labor-Vaca	0	0	0	11,161.23	.00	-11,161.23	100.0%*
10117 52100 Labor-Holi	0	0	0	13,092.00	.00	-13,092.00	100.0%*
10117 53000 Labor-Sick	0	0	0	6,601.86	.00	-6,601.86	100.0%*
10117 54000 Labor-Othe	1,250	0	1,250	500.00	.00	750.00	40.0%
10117 55000 Labor-Allo	2,550	0	2,550	6,300.00	.00	-3,750.00	247.1%*
10117 56000 Labor-Heal	0	15,042	15,042	15,041.88	.00	.00	100.0%
10117 58000 Associated	82,333	0	82,333	38,048.40	.00	44,284.60	46.2%
10117 58100 Associated	29,095	1,151	30,246	18,663.53	.00	11,582.17	61.7%
10117 58200 Associated	41,224	0	41,224	24,091.03	.00	17,132.97	58.4%
10117 58300 Associated	8,007	0	8,007	4,702.77	.00	3,304.23	58.7%
10117 58900 Associated	50	0	50	18.40	.00	31.60	36.8%
10117 61200 ConProf-Ge	174,000	0	174,000	116,412.06	38,858.89	18,729.05	89.2%
10117 64115 Ops-Comp H	100,000	0	100,000	58,510.27	15,264.20	26,225.53	73.8%
10117 64475 Ops-Materi	31,000	0	31,000	3,570.82	223.00	27,206.18	12.2%
10117 64600 Ops-Postag	100	0	100	.00	.00	100.00	.0%
10117 64775 Ops-Tools	100	0	100	.00	.00	100.00	.0%
10117 64825 Ops-Vehicl	1,500	0	1,500	134.97	1,365.03	.00	100.0%
10117 65550 Maint-Vehi	200	0	200	912.35	143.00	-855.35	527.7%*
10117 66100 Empl-Train	4,350	0	4,350	.00	.00	4,350.00	.0%
10117 66200 Empl-Per D	180	0	180	.00	.00	180.00	.0%
10117 66500 Empl-Perso	100	0	100	.00	.00	100.00	.0%
10117 67400 Util-Telep	20,000	0	20,000	10,040.43	40,788.56	-30,828.99	254.1%*
10117 80500 Cap-Equipm	150,000	0	150,000	57,821.22	.00	92,178.78	38.5%
TOTAL Information Technology	1,046,244	16,193	1,062,437	592,188.09	96,642.68	373,605.81	64.8%

YEAR-TO-DATE BUDGET REPORT

FOR 2023 08

ACCOUNTS FOR:	ORIGINAL APPROP	TRANFRS/ADJSTMTS	REVISED BUDGET	YTD ACTUAL	ENCUMBRANCES	AVAILABLE BUDGET	PCT USE/COL
101 General Fund							
10119 GRTR Fees							
10119 63225 Fees-NMTRD	780,000	0	780,000	565,761.07	.00	214,238.93	72.5%
TOTAL GRTR Fees	780,000	0	780,000	565,761.07	.00	214,238.93	72.5%

YEAR-TO-DATE BUDGET REPORT

FOR 2023 08

ACCOUNTS FOR:	ORIGINAL APPROP	TRANFRS/ADJSTMTS	REVISED BUDGET	YTD ACTUAL	ENCUMBRANCES	AVAILABLE BUDGET	PCT USE/COL
---------------	-----------------	------------------	----------------	------------	--------------	------------------	-------------

10120 PD - Admin

10120 50500 Labor-Regu	664,096	25,565	689,661	276,930.33	.00	412,730.82	40.2%
10120 51000 Labor-OT	21,045	0	21,045	10,077.81	.00	10,967.19	47.9%
10120 52000 Labor-Vaca	0	0	0	46,370.92	.00	-46,370.92	100.0%*
10120 52100 Labor-Holi	0	0	0	19,090.06	.00	-19,090.06	100.0%*
10120 53000 Labor-Sick	0	0	0	10,010.43	.00	-10,010.43	100.0%*
10120 54000 Labor-Othe	1,750	0	1,750	9,750.00	.00	-8,000.00	557.1%*
10120 55000 Labor-Allo	2,850	0	2,850	11,100.00	.00	-8,250.00	389.5%*
10120 56000 Labor-Heal	0	22,346	22,346	22,346.25	.00	.02	100.0%
10120 58000 Associated	110,739	0	110,739	56,533.76	.00	54,205.24	51.1%
10120 58100 Associated	50,160	1,709	51,869	31,366.88	.00	20,502.61	60.5%
10120 58200 Associated	99,503	0	99,503	52,011.47	.00	47,491.53	52.3%
10120 58300 Associated	14,583	0	14,583	7,907.86	.00	6,675.14	54.2%
10120 58900 Associated	90	0	90	36.80	.00	53.20	40.9%
10120 61200 ConProf-Ge	971,000	8,000	979,000	71,238.73	33,478.05	874,283.22	10.7%
10120 61900 ConProf-Mi	0	0	0	676,839.27	146,527.46	-823,366.73	100.0%*
10120 63900 Fees-Misc	0	0	0	.00	11.99	-11.99	100.0%*
10120 64000 Ops-Ammo/R	20,000	0	20,000	19,997.25	.00	2.75	100.0%
10120 64100 Ops-Canine	10,000	0	10,000	2,454.50	791.28	6,754.22	32.5%
10120 64475 Ops-Materi	100,000	0	100,000	30,789.05	4,832.44	64,378.51	35.6%
10120 64500 Ops-PC/IT	0	0	0	2,920.00	.00	-2,920.00	100.0%*
10120 64525 Ops-Police	200,000	-148,236	51,764	15,039.48	12,002.50	24,722.02	52.2%
10120 64600 Ops-Postag	4,700	0	4,700	1,150.67	2,321.98	1,227.35	73.9%
10120 64650 Ops-Recrui	10,000	0	10,000	7,143.26	4,456.41	-1,599.67	116.0%*
10120 64775 Ops-Tools	1,000	0	1,000	898.46	.00	101.54	89.8%
10120 64800 Ops-Unifor	60,000	0	60,000	29,084.91	7,176.45	23,738.64	60.4%
10120 64825 Ops-Vehicl	265,000	0	265,000	170,351.38	94,648.62	.00	100.0%
10120 64990 Ops-Misc	0	0	0	3,099.68	.00	-3,099.68	100.0%*
10120 65000 Maint-Buil	55,000	0	55,000	34,410.29	22,495.77	-1,906.06	103.5%*
10120 65050 Maint-Equi	60,000	0	60,000	9,293.74	130.00	50,576.26	15.7%
10120 65550 Maint-Vehi	140,000	0	140,000	74,859.73	8,133.66	57,006.61	59.3%
10120 65900 Maint-Misc	0	0	0	3,485.19	1,928.71	-5,413.90	100.0%*
10120 66000 Empl-Dues	10,000	0	10,000	7,125.00	.00	2,875.00	71.3%
10120 66100 Empl-Train	90,000	0	90,000	9,273.00	2,110.00	78,617.00	12.6%
10120 66200 Empl-Per D	60,000	0	60,000	7,988.43	.00	52,011.57	13.3%
10120 66400 Empl-Trans	2,000	0	2,000	.00	.00	2,000.00	.0%
10120 66500 Empl-Perso	13,000	0	13,000	968.56	150.00	11,881.44	8.6%
10120 66600 Empl-Servi	2,000	0	2,000	3,441.71	.00	-1,441.71	172.1%*
10120 66900 Empl-Misc	0	0	0	276.70	570.00	-846.70	100.0%*
10120 67100 Util-Elect	39,000	0	39,000	33,678.61	22,697.28	-17,375.89	144.6%*
10120 67200 Util-Gas	2,000	0	2,000	1,800.88	199.12	.00	100.0%

YEAR-TO-DATE BUDGET REPORT

FOR 2023 08							
ACCOUNTS FOR:	ORIGINAL	TRANFRS/	REVISED			AVAILABLE	PCT
101 General Fund	APPROP	ADJSTMTS	BUDGET	YTD ACTUAL	ENCUMBRANCES	BUDGET	USE/COL
10120 67400 Util-Telep	54,000	0	54,000	50,793.80	25,467.80	-22,261.60	141.2%*
10120 67500 Util-water	15,000	0	15,000	10,120.43	6,879.57	-2,000.00	113.3%*
10120 80200 Cap-Buildi	0	0	0	.00	46,287.69	-46,287.69	100.0%*
10120 80400 Cap-Infras	47,549	0	47,549	18,765.35	.00	28,783.83	39.5%
10120 80500 Cap-Equipm	1,257,812	166,045	1,423,857	508,198.52	767,363.96	148,294.12	89.6%
TOTAL PD - Admin	4,453,877	75,430	4,529,307	2,359,019.15	1,210,660.74	959,626.80	78.8%

YEAR-TO-DATE BUDGET REPORT

FOR 2023 08

ACCOUNTS FOR:	ORIGINAL APPROP	TRANFRS/ADJSTMTS	REVISED BUDGET	YTD ACTUAL	ENCUMBRANCES	AVAILABLE BUDGET	PCT USE/COL
---------------	-----------------	------------------	----------------	------------	--------------	------------------	-------------

10121 PD - Patrol

10121 50500 Labor-Regu	3,739,845	0	3,739,845	1,778,667.14	.00	1,961,177.86	47.6%
10121 51000 Labor-OT	751,490	0	751,490	719,637.21	.00	31,852.79	95.8%
10121 51100 Labor-DT	0	0	0	22,710.60	.00	-22,710.60	100.0%*
10121 52000 Labor-Vaca	0	0	0	119,282.18	.00	-119,282.18	100.0%*
10121 52100 Labor-Holi	0	0	0	152,034.92	.00	-152,034.92	100.0%*
10121 53000 Labor-Sick	0	0	0	64,421.73	.00	-64,421.73	100.0%*
10121 54000 Labor-Othe	12,000	0	12,000	131,490.12	.00	-119,490.12	1095.8%*
10121 55000 Labor-Allo	18,400	0	18,400	27,350.00	.00	-8,950.00	148.6%*
10121 56000 Labor-Heal	0	108,600	108,600	108,599.62	.00	.00	100.0%
10121 58000 Associated	676,692	0	676,692	312,540.21	.00	364,151.79	46.2%
10121 58100 Associated	332,022	7,842	339,864	230,156.98	.00	109,707.24	67.7%
10121 58200 Associated	818,393	0	818,393	447,469.05	.00	370,923.95	54.7%
10121 58300 Associated	93,519	0	93,519	51,313.43	.00	42,205.57	54.9%
10121 58900 Associated	470	0	470	188.60	.00	281.40	40.1%
10121 64100 Ops-Canine	0	0	0	388.99	611.01	-1,000.00	100.0%*
10121 64475 Ops-Materi	0	0	0	1,215.91	211.96	-1,427.87	100.0%*
10121 64525 Ops-Police	0	0	0	3,724.96	1,213.00	-4,937.96	100.0%*
10121 64650 Ops-Recrui	0	0	0	232.48	.00	-232.48	100.0%*
10121 64800 Ops-Unifor	0	0	0	6,825.96	.00	-6,825.96	100.0%*
10121 64990 Ops-Misc	0	0	0	740.22	.00	-740.22	100.0%*
10121 65550 Maint-Vehi	0	0	0	38,400.42	3,142.57	-41,542.99	100.0%*
10121 66200 Empl-Per D	0	0	0	794.26	.00	-794.26	100.0%*
10121 66500 Empl-Perso	0	0	0	6,858.35	1,021.44	-7,879.79	100.0%*
TOTAL PD - Patrol	6,442,831	116,442	6,559,273	4,225,043.34	6,199.98	2,328,029.52	64.5%

YEAR-TO-DATE BUDGET REPORT

FOR 2023 08

ACCOUNTS FOR:	ORIGINAL	TRANFRS/	REVISED			AVAILABLE	PCT
101 General Fund	APPROP	ADJSTMTS	BUDGET	YTD ACTUAL	ENCUMBRANCES	BUDGET	USE/COL

10122 PD - Detective/Criminal Invest

10122 50500 Labor-Regu	1,114,487	0	1,114,487	565,120.31	.00	549,366.69	50.7%
10122 51000 Labor-OT	207,695	0	207,695	70,586.48	.00	137,108.52	34.0%
10122 51100 Labor-DT	0	0	0	663.75	.00	-663.75	100.0%*
10122 52000 Labor-Vaca	0	0	0	53,081.11	.00	-53,081.11	100.0%*
10122 52100 Labor-Holi	0	0	0	40,901.95	.00	-40,901.95	100.0%*
10122 53000 Labor-Sick	0	0	0	33,855.48	.00	-33,855.48	100.0%*
10122 54000 Labor-Othe	3,250	0	3,250	38,558.40	.00	-35,308.40	1186.4%*
10122 55000 Labor-Allo	3,900	0	3,900	3,787.50	.00	112.50	97.1%
10122 56000 Labor-Heal	0	50,138	50,138	50,138.04	.00	.00	100.0%
10122 58000 Associated	207,767	0	207,767	127,622.14	.00	80,144.86	61.4%
10122 58100 Associated	96,587	3,600	100,187	61,720.85	.00	38,466.15	61.6%
10122 58200 Associated	237,285	0	237,285	144,910.60	.00	92,374.40	61.1%
10122 58300 Associated	27,566	0	27,566	16,846.81	.00	10,719.19	61.1%
10122 58900 Associated	130	0	130	59.80	.00	70.20	46.0%
10122 64475 Ops-Materi	0	0	0	8,650.92	1,174.15	-9,825.07	100.0%*
10122 64525 Ops-Police	0	0	0	1,559.96	141.21	-1,701.17	100.0%*
10122 64600 Ops-Postag	0	0	0	507.52	492.48	-1,000.00	100.0%*
10122 64800 Ops-Unifor	0	0	0	1,202.00	.00	-1,202.00	100.0%*
10122 65550 Maint-Vehi	0	0	0	1,249.18	.00	-1,249.18	100.0%*
10122 66100 Empl-Train	0	0	0	904.00	.00	-904.00	100.0%*
10122 66200 Empl-Per D	0	0	0	697.98	500.00	-1,197.98	100.0%*
TOTAL PD - Detective/Criminal Invest	1,898,667	53,738	1,952,405	1,222,624.78	2,307.84	727,472.42	62.7%

YEAR-TO-DATE BUDGET REPORT

FOR 2023 08

ACCOUNTS FOR:	ORIGINAL APPROP	TRANFRS/ADJSTMTS	REVISED BUDGET	YTD ACTUAL	ENCUMBRANCES	AVAILABLE BUDGET	PCT USE/COL
---------------	-----------------	------------------	----------------	------------	--------------	------------------	-------------

10123 PD - Community Services

10123 50500 Labor-Regu	726,303	0	726,303	409,590.95	.00	316,712.05	56.4%
10123 51000 Labor-OT	124,256	0	124,256	83,182.24	.00	41,073.76	66.9%
10123 51100 Labor-DT	0	0	0	378.91	.00	-378.91	100.0%*
10123 52000 Labor-Vaca	0	0	0	30,167.64	.00	-30,167.64	100.0%*
10123 52100 Labor-Holi	0	0	0	28,066.74	.00	-28,066.74	100.0%*
10123 53000 Labor-Sick	0	0	0	15,178.75	.00	-15,178.75	100.0%*
10123 54000 Labor-Othe	2,500	0	2,500	20,713.20	.00	-18,213.20	828.5%*
10123 55000 Labor-Allo	4,000	0	4,000	2,687.50	.00	1,312.50	67.2%
10123 56000 Labor-Heal	0	51,085	51,085	51,084.89	.00	.00	100.0%
10123 58000 Associated	170,140	0	170,140	123,971.84	.00	46,168.16	72.9%
10123 58100 Associated	61,006	3,908	64,914	45,835.63	.00	19,078.36	70.6%
10123 58200 Associated	143,428	0	143,428	97,570.40	.00	45,857.60	68.0%
10123 58300 Associated	17,534	0	17,534	11,729.40	.00	5,804.60	66.9%
10123 58900 Associated	100	0	100	46.00	.00	54.00	46.0%
10123 64000 Ops-Ammo/R	0	0	0	10.44	.00	-10.44	100.0%*
10123 64475 Ops-Materi	0	0	0	2,363.24	14.05	-2,377.29	100.0%*
10123 64800 Ops-Unifor	0	0	0	2,290.46	358.33	-2,648.79	100.0%*
10123 65550 Maint-Vehi	0	0	0	3,837.31	135.53	-3,972.84	100.0%*
10123 65900 Maint-Misc	0	0	0	93.50	.00	-93.50	100.0%*
10123 66000 Empl-Dues	0	0	0	200.00	.00	-200.00	100.0%*
10123 66100 Empl-Train	0	0	0	1,360.60	.00	-1,360.60	100.0%*
TOTAL PD - Community Services	1,249,267	54,993	1,304,260	930,359.64	507.91	373,392.33	71.4%

YEAR-TO-DATE BUDGET REPORT

FOR 2023 08			ORIGINAL	TRANFRS/	REVISED	YTD ACTUAL	ENCUMBRANCES	AVAILABLE	PCT
ACCOUNTS FOR:	General Fund	APPROP	ADJSTMTS	BUDGET			BUDGET	USE/COL	
10124 PD - Animal Control									
10124 50500	Labor-Regu	161,440	0	161,440	82,754.91	.00	78,685.09	51.3%	
10124 51000	Labor-OT	15,365	0	15,365	13,068.56	.00	2,296.44	85.1%	
10124 51100	Labor-DT	0	0	0	320.49	.00	-320.49	100.0%*	
10124 52000	Labor-Vaca	0	0	0	9,538.21	.00	-9,538.21	100.0%*	
10124 52100	Labor-Holi	0	0	0	6,306.50	.00	-6,306.50	100.0%*	
10124 53000	Labor-Sick	0	0	0	1,606.09	.00	-1,606.09	100.0%*	
10124 54000	Labor-Othe	750	0	750	10,960.00	.00	-10,210.00	1461.3%*	
10124 55000	Labor-Allo	650	0	650	450.00	.00	200.00	69.2%	
10124 56000	Labor-Heal	0	11,549	11,549	11,549.31	.00	.00	100.0%	
10124 58000	Associated	44,820	0	44,820	27,060.95	.00	17,759.05	60.4%	
10124 58100	Associated	12,406	884	13,290	9,703.01	.00	3,586.51	73.0%	
10124 58200	Associated	16,629	0	16,629	12,071.32	.00	4,557.68	72.6%	
10124 58300	Associated	3,229	0	3,229	1,904.51	.00	1,324.49	59.0%	
10124 58900	Associated	30	0	30	11.50	.00	18.50	38.3%	
10124 64475	Ops-Materi	0	0	0	1,519.75	.00	-1,519.75	100.0%*	
10124 64800	Ops-Unifor	0	0	0	30.68	.00	-30.68	100.0%*	
10124 65550	Maint-Vehi	0	0	0	1,311.69	.00	-1,311.69	100.0%*	
10124 66200	Empl-Per D	0	0	0	525.00	.00	-525.00	100.0%*	
10124 66500	Empl-Perso	0	0	0	.00	111.04	-111.04	100.0%*	
TOTAL PD - Animal Control		255,319	12,433	267,752	190,692.48	111.04	76,948.31	71.3%	

YEAR-TO-DATE BUDGET REPORT

FOR 2023 08

ACCOUNTS FOR:	ORIGINAL APPROP	TRANFRS/ADJSTMTS	REVISED BUDGET	YTD ACTUAL	ENCUMBRANCES	AVAILABLE BUDGET	PCT USE/COL
---------------	-----------------	------------------	----------------	------------	--------------	------------------	-------------

10125 PD - Communications

10125 50500 Labor-Regu	1,213,776	0	1,213,776	544,333.43	.00	669,442.57	44.8%
10125 51000 Labor-OT	131,394	0	131,394	191,047.94	.00	-59,653.94	145.4%*
10125 51100 Labor-DT	0	0	0	10,113.17	.00	-10,113.17	100.0%*
10125 52000 Labor-Vaca	0	0	0	30,828.84	.00	-30,828.84	100.0%*
10125 52100 Labor-Holi	0	0	0	46,828.96	.00	-46,828.96	100.0%*
10125 53000 Labor-Sick	0	0	0	35,538.73	.00	-35,538.73	100.0%*
10125 54000 Labor-Othe	4,750	0	4,750	29,666.16	.00	-24,916.16	624.6%*
10125 55000 Labor-Allo	12,350	0	12,350	2,850.00	.00	9,500.00	23.1%
10125 56000 Labor-Heal	0	37,380	37,380	34,694.32	.00	2,685.58	92.8%
10125 58000 Associated	260,333	0	260,333	108,078.53	.00	152,254.47	41.5%
10125 58100 Associated	98,433	2,791	101,224	68,106.02	.00	33,118.06	67.3%
10125 58200 Associated	154,677	0	154,677	81,790.96	.00	72,886.04	52.9%
10125 58300 Associated	24,174	0	24,174	12,868.29	.00	11,305.71	53.2%
10125 58900 Associated	190	0	190	73.60	.00	116.40	38.7%
10125 64475 Ops-Materi	0	0	0	4,186.41	3,686.60	-7,873.01	100.0%*
10125 64800 Ops-Unifor	0	0	0	981.21	191.92	-1,173.13	100.0%*
10125 66000 Empl-Dues	0	0	0	848.00	205.00	-1,053.00	100.0%*
10125 66100 Empl-Train	0	0	0	8,181.38	400.00	-8,581.38	100.0%*
10125 66200 Empl-Per D	0	0	0	2,639.28	600.00	-3,239.28	100.0%*
10125 66500 Empl-Perso	0	0	0	1,248.66	390.00	-1,638.66	100.0%*
TOTAL PD - Communications	1,900,077	40,171	1,940,248	1,214,903.89	5,473.52	719,870.57	62.9%

YEAR-TO-DATE BUDGET REPORT

FOR 2023 08

ACCOUNTS FOR:	ORIGINAL	TRANFRS/	REVISED	YTD	ENCUMBRANCES	AVAILABLE	PCT
101 General Fund	APPROP	ADJSTMTS	BUDGET	ACTUAL		BUDGET	USE/COL

10126 PD - Traffic

10126 50500 Labor-Regu	248,833	0	248,833	124,968.99	.00	123,864.01	50.2%
10126 51000 Labor-OT	53,856	0	53,856	47,073.43	.00	6,782.57	87.4%
10126 51100 Labor-DT	0	0	0	247.40	.00	-247.40	100.0%*
10126 52000 Labor-Vaca	0	0	0	17,550.55	.00	-17,550.55	100.0%*
10126 52100 Labor-Holi	0	0	0	9,000.76	.00	-9,000.76	100.0%*
10126 53000 Labor-Sick	0	0	0	2,646.30	.00	-2,646.30	100.0%*
10126 54000 Labor-Othe	750	0	750	6,308.80	.00	-5,558.80	841.2%*
10126 55000 Labor-Allo	1,950	0	1,950	1,275.00	.00	675.00	65.4%
10126 56000 Labor-Heal	0	15,042	15,042	15,041.88	.00	.00	100.0%
10126 58000 Associated	58,127	0	58,127	29,741.55	.00	28,385.45	51.2%
10126 58100 Associated	21,841	1,151	22,992	16,371.67	.00	6,620.03	71.2%
10126 58200 Associated	55,119	0	55,119	32,916.28	.00	22,202.72	59.7%
10126 58300 Associated	6,222	0	6,222	3,735.58	.00	2,486.42	60.0%
10126 58900 Associated	30	0	30	11.50	.00	18.50	38.3%
TOTAL PD - Traffic	446,728	16,193	462,921	306,889.69	.00	156,030.89	66.3%

YEAR-TO-DATE BUDGET REPORT

FOR 2023 08

ACCOUNTS FOR:	ORIGINAL APPROP	TRANFRS/ADJSTMTS	REVISED BUDGET	YTD ACTUAL	ENCUMBRANCES	AVAILABLE BUDGET	PCT USE/COL
---------------	-----------------	------------------	----------------	------------	--------------	------------------	-------------

10127 PD - Professional Standards

10127 50500 Labor-Regu	300,825	0	300,825	153,316.71	.00	147,508.29	51.0%
10127 51000 Labor-OT	29,046	0	29,046	19,492.91	.00	9,553.09	67.1%
10127 51100 Labor-DT	0	0	0	579.28	.00	-579.28	100.0%*
10127 52000 Labor-Vaca	0	0	0	17,267.69	.00	-17,267.69	100.0%*
10127 52100 Labor-Holi	0	0	0	10,857.38	.00	-10,857.38	100.0%*
10127 53000 Labor-Sick	0	0	0	18,527.24	.00	-18,527.24	100.0%*
10127 54000 Labor-Othe	750	0	750	5,914.58	.00	-5,164.58	788.6%*
10127 55000 Labor-Allo	1,700	0	1,700	6,125.00	.00	-4,425.00	360.3%*
10127 56000 Labor-Heal	0	13,483	13,483	13,482.52	.00	.00	100.0%
10127 58000 Associated	44,820	0	44,820	33,338.72	.00	11,481.28	74.4%
10127 58100 Associated	24,196	1,031	25,227	17,871.70	.00	7,355.71	70.8%
10127 58200 Associated	61,521	0	61,521	40,750.55	.00	20,770.45	66.2%
10127 58300 Associated	7,521	0	7,521	4,999.22	.00	2,521.78	66.5%
10127 58900 Associated	30	0	30	13.80	.00	16.20	46.0%
10127 61900 ConProf-Mi	0	0	0	2,499.00	.00	-2,499.00	100.0%*
10127 64475 Ops-Materi	0	0	0	875.76	.00	-875.76	100.0%*
10127 66100 Empl-Train	0	0	0	403.20	60.00	-463.20	100.0%*
TOTAL PD - Professional Standards	470,409	14,514	484,923	346,315.26	60.00	138,547.67	71.4%

YEAR-TO-DATE BUDGET REPORT

FOR 2023 08

ACCOUNTS FOR:	ORIGINAL	TRANFRS/	REVISED	YTD ACTUAL	ENCUMBRANCES	AVAILABLE	PCT
101 General Fund	APPROP	ADJSTMTS	BUDGET			BUDGET	USE/COL

10128 PD - Records

10128 50500 Labor-Regu	285,964	0	285,964	104,981.88	.00	180,982.12	36.7%
10128 51000 Labor-OT	4,726	0	4,726	5,131.53	.00	-405.53	108.6%*
10128 52000 Labor-Vaca	0	0	0	6,172.16	.00	-6,172.16	100.0%*
10128 52100 Labor-Holi	0	0	0	6,751.44	.00	-6,751.44	100.0%*
10128 53000 Labor-Sick	0	0	0	4,686.36	.00	-4,686.36	100.0%*
10128 54000 Labor-Othe	1,500	0	1,500	7,713.20	.00	-6,213.20	514.2%*
10128 55000 Labor-Allo	650	0	650	.00	.00	650.00	.0%
10128 56000 Labor-Heal	0	11,476	11,476	11,475.56	.00	.00	100.0%
10128 58000 Associated	80,844	0	80,844	43,630.88	.00	37,213.12	54.0%
10128 58100 Associated	21,017	707	21,724	9,852.74	.00	11,870.93	45.4%
10128 58200 Associated	36,609	0	36,609	15,717.45	.00	20,891.55	42.9%
10128 58300 Associated	5,721	0	5,721	2,475.98	.00	3,245.02	43.3%
10128 58900 Associated	60	0	60	18.40	.00	41.60	30.7%
10128 66100 Empl-Train	0	0	0	1,551.10	.00	-1,551.10	100.0%*
TOTAL PD - Records	437,091	12,182	449,273	220,158.68	.00	229,114.55	49.0%

YEAR-TO-DATE BUDGET REPORT

FOR 2023 08

ACCOUNTS FOR:	ORIGINAL	TRANFRS/	REVISED			AVAILABLE	PCT
101 General Fund	APPROP	ADJSTMTS	BUDGET	YTD ACTUAL	ENCUMBRANCES	BUDGET	USE/COL

10130 Fire - Admin

10130 50500 Labor-Regu	718,346	0	718,346	81,265.17	.00	637,080.83	11.3%
10130 51000 Labor-OT	0	0	0	25,903.09	.00	-25,903.09	100.0%*
10130 52000 Labor-Vaca	50,000	0	50,000	108,523.65	.00	-58,523.65	217.0%*
10130 52100 Labor-Holi	0	0	0	12,779.82	.00	-12,779.82	100.0%*
10130 53000 Labor-Sick	0	0	0	2,226.59	.00	-2,226.59	100.0%*
10130 54000 Labor-Othe	2,000	0	2,000	2,441.20	.00	-441.20	122.1%*
10130 55000 Labor-Allo	2,550	0	2,550	5,875.00	.00	-3,325.00	230.4%*
10130 56000 Labor-Heal	0	25,839	25,839	19,660.67	.00	6,178.15	76.1%
10130 58000 Associated	171,410	0	171,410	49,503.69	.00	121,906.31	28.9%
10130 58100 Associated	54,645	1,977	56,622	27,352.58	.00	29,269.09	48.3%
10130 58200 Associated	147,521	0	147,521	53,631.91	.00	93,889.09	36.4%
10130 58300 Associated	17,410	0	17,410	6,319.49	.00	11,090.51	36.3%
10130 58900 Associated	80	0	80	18.40	.00	61.60	23.0%
10130 61200 ConProf-Ge	57,230	0	57,230	20,533.15	10,169.10	26,527.75	53.6%
10130 64225 Ops-Fire E	125,000	0	125,000	98,469.71	54,057.75	-27,527.46	122.0%*
10130 64275 Ops-Fire H	7,000	0	7,000	4,273.80	2,032.08	694.12	90.1%
10130 64300 Ops-Fire P	7,000	0	7,000	5,332.16	.00	1,667.84	76.2%
10130 64475 Ops-Materi	230,000	-1,476	228,524	93,420.37	6,304.00	128,799.78	43.6%
10130 64575 Ops-PPE	60,000	0	60,000	40,215.13	44,568.95	-24,784.08	141.3%*
10130 64600 Ops-Postag	1,000	0	1,000	664.30	360.58	-24.88	102.5%*
10130 64650 Ops-Recrui	0	0	0	398.00	.00	-398.00	100.0%*
10130 64675 Ops-Safety	1,000	0	1,000	.00	.00	1,000.00	.0%
10130 64775 Ops-Tools	20,000	0	20,000	54,916.78	3,558.43	-38,475.21	292.4%*
10130 64800 Ops-Unifor	70,000	0	70,000	54,806.78	12,878.16	2,315.06	96.7%
10130 64825 Ops-Vehicl	100,000	0	100,000	83,183.55	14,803.15	2,013.30	98.0%
10130 64990 Ops-Misc	5,000	0	5,000	.00	.00	5,000.00	.0%
10130 65000 Maint-Buil	130,000	-4,930	125,070	34,403.39	29,179.91	61,486.70	50.8%
10130 65050 Maint-Equi	40,000	0	40,000	22,445.80	3,013.72	14,540.48	63.6%
10130 65550 Maint-Vehi	120,000	0	120,000	163,096.75	74,511.10	-117,607.85	198.0%*
10130 65900 Maint-Misc	0	0	0	1,918.97	1,000.00	-2,918.97	100.0%*
10130 66000 Empl-Dues	6,300	0	6,300	2,425.15	.00	3,874.85	38.5%
10130 66100 Empl-Train	62,000	0	62,000	40,868.06	2,497.78	18,634.16	69.9%
10130 66200 Empl-Per D	25,000	0	25,000	-6,632.72	748.78	30,883.94	-23.5%
10130 66400 Empl-Trans	1,000	0	1,000	345.10	.00	654.90	34.5%
10130 66500 Empl-Perso	20,000	0	20,000	3,268.78	1,923.21	14,808.01	26.0%
10130 67100 Util-Elect	25,000	38,000	63,000	26,939.30	21,877.92	14,182.78	77.5%
10130 67200 Util-Gas	12,000	3,000	15,000	16,327.23	3,672.77	-5,000.00	133.3%*
10130 67400 Util-Telep	32,000	37,000	69,000	42,145.40	32,047.99	-5,193.39	107.5%*
10130 67500 Util-Water	25,000	2,000	27,000	15,255.69	9,744.31	2,000.00	92.6%
10130 80200 Cap-Buildi	0	4,476	4,476	4,475.85	.00	.00	100.0%

YEAR-TO-DATE BUDGET REPORT

FOR 2023 08								
ACCOUNTS FOR:	ORIGINAL	TRANFRS/	REVISED			AVAILABLE	PCT	
101 General Fund	APPROP	ADJSTMTS	BUDGET	YTD ACTUAL	ENCUMBRANCES	BUDGET	USE/COL	
10130 80300 Cap-Improv	0	29,075	29,075	29,041.69	.00	33.31	99.9%	
10130 80500 Cap-Equipm	266,000	15,925	281,925	55,681.24	204,296.00	21,947.76	92.2%	
TOTAL Fire - Admin	2,611,492	150,885	2,762,377	1,303,720.67	533,245.69	925,411.13	66.5%	

YEAR-TO-DATE BUDGET REPORT

FOR 2023 08

ACCOUNTS FOR:	ORIGINAL APPROP	TRANFRS/ADJSTMTS	REVISED BUDGET	YTD ACTUAL	ENCUMBRANCES	AVAILABLE BUDGET	PCT USE/COL
101 General Fund							
10133 Fire - Suppression							
10133 50500 Labor-Regu	4,882,188	0	4,882,188	3,200,535.98	.00	1,681,652.02	65.6%
10133 51000 Labor-OT	1,442,261	0	1,442,261	941,573.44	.00	500,687.56	65.3%
10133 51100 Labor-DT	144,991	0	144,991	174,144.16	.00	-29,153.16	120.1%*
10133 52000 Labor-Vaca	0	0	0	32,675.01	.00	-32,675.01	100.0%*
10133 53000 Labor-Sick	0	0	0	243.06	.00	-243.06	100.0%*
10133 54000 Labor-Othe	15,000	0	15,000	9,063.39	.00	5,936.61	60.4%
10133 55000 Labor-Allo	30,550	0	30,550	19,850.00	.00	10,700.00	65.0%
10133 56000 Labor-Heal	0	275,057	275,057	263,745.68	.00	11,311.79	95.9%
10133 58000 Associated	1,172,972	0	1,172,972	682,803.75	.00	490,168.25	58.2%
10133 58100 Associated	473,588	18,668	492,256	331,721.84	.00	160,534.13	67.4%
10133 58200 Associated	1,176,657	0	1,176,657	768,594.77	.00	408,062.23	65.3%
10133 58300 Associated	122,084	0	122,084	80,092.93	.00	41,991.07	65.6%
10133 58900 Associated	600	0	600	271.40	.00	328.60	45.2%
10133 66500 Empl-Perso	0	0	0	4,302.56	458.25	-4,760.81	100.0%*
TOTAL Fire - Suppression	9,460,891	293,725	9,754,616	6,509,617.97	458.25	3,244,540.22	66.7%

YEAR-TO-DATE BUDGET REPORT

FOR 2023 08								
ACCOUNTS FOR:	ORIGINAL	TRANFRS/	REVISED	YTD	ENCUMBRANCES	AVAILABLE	PCT	
101 General Fund	APPROP	ADJSTMNTS	BUDGET	ACTUAL		BUDGET	USE/COL	
10134 Fire - PFA								
10134 50500 Labor-Regu	284,106	0	284,106	151,497.69	.00	132,608.31	53.3%	
10134 51000 Labor-OT	0	0	0	3,221.00	.00	-3,221.00	100.0%*	
10134 51100 Labor-DT	0	0	0	275.76	.00	-275.76	100.0%*	
10134 52000 Labor-Vaca	0	0	0	17,564.95	.00	-17,564.95	100.0%*	
10134 52100 Labor-Holi	0	0	0	9,926.64	.00	-9,926.64	100.0%*	
10134 53000 Labor-Sick	0	0	0	6,455.90	.00	-6,455.90	100.0%*	
10134 54000 Labor-Othe	1,000	0	1,000	4,990.50	.00	-3,990.50	499.1%*	
10134 55000 Labor-Allo	8,784	0	8,784	5,959.00	.00	2,825.00	67.8%	
10134 56000 Labor-Heal	0	18,534	18,534	18,534.45	.00	.00	100.0%	
10134 58000 Associated	71,721	0	71,721	40,873.08	.00	30,847.92	57.0%	
10134 58100 Associated	20,391	1,418	21,809	15,532.36	.00	6,276.53	71.2%	
10134 58200 Associated	29,265	0	29,265	19,017.60	.00	10,247.40	65.0%	
10134 58300 Associated	5,684	0	5,684	3,708.88	.00	1,975.12	65.3%	
10134 58900 Associated	40	0	40	18.40	.00	21.60	46.0%	
10134 64575 Ops-PPE	0	0	0	23.52	.00	-23.52	100.0%*	
10134 64800 Ops-Unifor	0	0	0	264.00	.00	-264.00	100.0%*	
10134 65000 Maint-Buil	0	0	0	1,026.85	.00	-1,026.85	100.0%*	
TOTAL Fire - PFA	420,991	19,952	440,943	298,890.58	.00	142,052.76	67.8%	

YEAR-TO-DATE BUDGET REPORT

FOR 2023 08

ACCOUNTS FOR:	ORIGINAL APPROP	TRANFRS/ADJSTMTS	REVISED BUDGET	YTD ACTUAL	ENCUMBRANCES	AVAILABLE BUDGET	PCT USE/COL
101 General Fund							
10140 Community Development							
10140 50500 Labor-Regu	312,334	0	312,334	109,056.09	.00	203,277.91	34.9%
10140 51000 Labor-OT	0	0	0	2,805.50	.00	-2,805.50	100.0%*
10140 52000 Labor-Vaca	0	0	0	10,166.42	.00	-10,166.42	100.0%*
10140 52100 Labor-Holi	0	0	0	6,577.28	.00	-6,577.28	100.0%*
10140 53000 Labor-Sick	0	0	0	910.49	.00	-910.49	100.0%*
10140 54000 Labor-Othe	750	0	750	250.00	.00	500.00	33.3%
10140 55000 Labor-Allo	1,050	0	1,050	5,300.00	.00	-4,250.00	504.8%*
10140 56000 Labor-Heal	0	4,135	4,135	2,685.58	.00	1,449.91	64.9%
10140 58000 Associated	42,062	0	42,062	9,202.08	.00	32,859.92	21.9%
10140 58100 Associated	23,480	316	23,796	10,247.92	.00	13,548.44	43.1%
10140 58200 Associated	32,172	0	32,172	12,954.24	.00	19,217.76	40.3%
10140 58300 Associated	6,248	0	6,248	2,528.74	.00	3,719.26	40.5%
10140 58900 Associated	30	0	30	9.20	.00	20.80	30.7%
10140 61200 ConProf-Ge	151,800	-7,000	144,800	3,400.25	42,072.51	99,327.24	31.4%
10140 61900 ConProf-Mi	0	0	0	17,761.52	12,819.76	-30,581.28	100.0%*
10140 64475 Ops-Materi	5,000	0	5,000	6,819.35	4,400.60	-6,219.95	224.4%*
10140 64600 Ops-Postag	200	0	200	94.72	200.00	-94.72	147.4%*
10140 64800 Ops-Unifor	500	0	500	.00	.00	500.00	.0%
10140 64825 Ops-Vehicl	300	0	300	356.95	214.80	-271.75	190.6%*
10140 64990 Ops-Misc	0	0	0	159.48	.00	-159.48	100.0%*
10140 65000 Maint-Buil	10,000	0	10,000	177.91	138.99	9,683.10	3.2%
10140 65150 Maint-Hala	7,500	0	7,500	3,806.48	1,461.73	2,231.79	70.2%
10140 65200 Maint-Leas	100,000	0	100,000	8,355.19	3,114.11	88,530.70	11.5%
10140 65550 Maint-Vehi	100	0	100	15.98	.00	84.02	16.0%
10140 66000 Empl-Dues	1,700	0	1,700	554.00	1,392.00	-246.00	114.5%*
10140 66100 Empl-Train	2,000	0	2,000	620.00	125.00	1,255.00	37.3%
10140 66200 Empl-Per D	1,500	0	1,500	670.27	.00	829.73	44.7%
10140 66300 Empl-Milea	1,500	0	1,500	186.37	.00	1,313.63	12.4%
10140 66400 Empl-Trans	1,000	0	1,000	68.58	.00	931.42	6.9%
10140 66500 Empl-Perso	100	0	100	110.00	.00	-10.00	110.0%*
10140 66900 Empl-Misc	0	0	0	68.67	.00	-68.67	100.0%*
10140 67100 Util-Elect	7,000	0	7,000	6,213.32	5,354.13	-4,567.45	165.2%*
10140 67200 Util-Gas	500	0	500	4,802.39	3,540.23	-7,842.62	1668.5%*
10140 67400 Util-Telep	1,500	0	1,500	3,939.03	3,940.37	-6,379.40	525.3%*
10140 67500 Util-water	1,500	0	1,500	1,063.35	836.65	-400.00	126.7%*
10140 80300 Cap-Improv	260,967	0	260,967	23,230.42	80,029.72	157,706.89	39.6%
10140 80500 Cap-Equipm	66,000	0	66,000	52,283.28	13,716.72	.00	100.0%
TOTAL Community Development	1,038,793	-2,548	1,036,245	307,451.05	173,357.32	555,436.51	46.4%

YEAR-TO-DATE BUDGET REPORT

FOR 2023 08

ACCOUNTS FOR:	ORIGINAL	TRANFRS/	REVISED			AVAILABLE	PCT
101 General Fund	APPROX	ADJSTMNTS	BUDGET	YTD ACTUAL	ENCUMBRANCES	BUDGET	USE/COL
10141 Library							
10141 50500 Labor-Regu	544,860	0	544,860	289,838.12	.00	255,021.88	53.2%
10141 51000 Labor-OT	0	0	0	1,201.70	.00	-1,201.70	100.0%*
10141 52000 Labor-Vaca	0	0	0	8,025.81	.00	-8,025.81	100.0%*
10141 52100 Labor-Holi	0	0	0	14,994.00	.00	-14,994.00	100.0%*
10141 53000 Labor-Sick	0	0	0	12,897.70	.00	-12,897.70	100.0%*
10141 54000 Labor-Othe	1,750	0	1,750	790.60	.00	959.40	45.2%
10141 55000 Labor-Allo	3,324	0	3,324	2,291.90	.00	1,032.10	69.0%
10141 56000 Labor-Heal	0	16,168	16,168	16,168.10	.00	.00	100.0%
10141 58000 Associated	97,247	0	97,247	44,006.12	.00	53,240.88	45.3%
10141 58100 Associated	40,158	1,237	41,395	25,307.71	.00	16,087.15	61.1%
10141 58200 Associated	44,908	0	44,908	27,791.97	.00	17,116.03	61.9%
10141 58300 Associated	8,722	0	8,722	5,422.00	.00	3,300.00	62.2%
10141 58900 Associated	150	0	150	62.10	.00	87.90	41.4%
10141 61200 ConProf-Ge	27,000	10,255	37,255	19,978.29	13,044.62	4,231.81	88.6%
10141 64075 Ops-Books	75,180	0	75,180	64,964.25	12,577.60	-2,361.85	103.1%*
10141 64115 Ops-Comp H	3,500	0	3,500	410.42	924.00	2,165.58	38.1%
10141 64430 Ops-Librar	22,100	0	22,100	.00	.00	22,100.00	.0%
10141 64475 Ops-Materi	45,000	1,000	46,000	32,153.28	1,984.11	11,862.61	74.2%
10141 64600 Ops-Postag	4,500	0	4,500	4,500.00	.00	.00	100.0%
10141 64800 Ops-Unifor	200	0	200	.00	.00	200.00	.0%
10141 65000 Maint-Buil	10,000	0	10,000	7,745.48	616.12	1,638.40	83.6%
10141 65050 Maint-Equi	4,500	0	4,500	2,951.60	400.00	1,148.40	74.5%
10141 66000 Empl-Dues	2,500	0	2,500	1,307.00	719.00	474.00	81.0%
10141 66100 Empl-Train	500	0	500	665.00	159.48	-324.48	164.9%*
10141 66200 Empl-Per D	500	0	500	18.00	.00	482.00	3.6%
10141 66500 Empl-Perso	1,000	0	1,000	439.94	.00	560.06	44.0%
10141 67100 Util-Elect	25,000	16,000	41,000	26,477.29	11,665.02	2,857.69	93.0%
10141 67200 Util-Gas	6,000	2,000	8,000	7,294.98	3,505.02	-2,800.00	135.0%*
10141 67400 Util-Telep	6,300	1,000	7,300	4,619.03	3,989.30	-1,308.33	117.9%*
10141 67500 Util-Water	20,000	1,000	21,000	17,432.78	9,667.22	-6,100.00	129.0%*
10141 80500 Cap-Equipm	60,591	-10,000	50,591	6,851.84	.00	43,739.35	13.5%
TOTAL Library	1,055,490	38,660	1,094,150	646,607.01	59,251.49	388,291.37	64.5%

YEAR-TO-DATE BUDGET REPORT

FOR 2023 08

ACCOUNTS FOR:	ORIGINAL APPROP	TRANFRS/ADJSTMTS	REVISED BUDGET	YTD ACTUAL	ENCUMBRANCES	AVAILABLE BUDGET	PCT USE/COL
101 General Fund							
10142 Museum							
10142 50500 Labor-Regu	205,002	0	205,002	118,195.35	.00	86,806.65	57.7%
10142 51000 Labor-OT	0	0	0	2,280.00	.00	-2,280.00	100.0%*
10142 52000 Labor-Vaca	0	0	0	5,989.72	.00	-5,989.72	100.0%*
10142 52100 Labor-Holi	0	0	0	6,976.89	.00	-6,976.89	100.0%*
10142 53000 Labor-Sick	0	0	0	7,666.19	.00	-7,666.19	100.0%*
10142 54000 Labor-Othe	750	0	750	312.50	.00	437.50	41.7%
10142 55000 Labor-Allo	750	0	750	500.00	.00	250.00	66.7%
10142 56000 Labor-Heal	0	6,178	6,178	6,178.15	.00	.00	100.0%
10142 58000 Associated	24,091	0	24,091	15,658.48	.00	8,432.52	65.0%
10142 58100 Associated	15,161	473	15,634	10,915.01	.00	4,718.62	69.8%
10142 58200 Associated	21,117	0	21,117	13,888.62	.00	7,228.38	65.8%
10142 58300 Associated	4,102	0	4,102	2,711.66	.00	1,390.34	66.1%
10142 58900 Associated	40	0	40	16.10	.00	23.90	40.3%
10142 61200 ConProf-Ge	20,000	0	20,000	23,886.55	2,781.55	-6,668.10	133.3%*
10142 64175 Ops-Exhibi	70,000	0	70,000	11,806.14	1,098.18	57,095.68	18.4%
10142 64475 Ops-Materi	6,300	0	6,300	22,648.56	4,698.41	-21,046.97	434.1%*
10142 64600 Ops-Postag	100	0	100	8.58	.00	91.42	8.6%
10142 65000 Maint-Buil	8,000	0	8,000	3,008.99	4,023.61	967.40	87.9%
10142 65050 Maint-Equi	100	0	100	.00	.00	100.00	.0%
10142 65100 Maint-Fine	10,000	0	10,000	149.40	.00	9,850.60	1.5%
10142 66000 Empl-Dues	11,800	0	11,800	501.35	1,325.71	9,972.94	15.5%
10142 66100 Empl-Train	600	0	600	499.00	499.00	-398.00	166.3%*
10142 66200 Empl-Per D	800	0	800	314.20	.00	485.80	39.3%
10142 66500 Empl-Perso	400	0	400	111.01	.00	288.99	27.8%
10142 67400 Util-Telep	2,000	0	2,000	507.18	350.31	1,142.51	42.9%
10142 80500 Cap-Equipm	110,000	15,000	125,000	25,000.00	.00	100,000.00	20.0%
TOTAL Museum	511,113	21,651	532,764	279,729.63	14,776.77	238,257.38	55.3%

YEAR-TO-DATE BUDGET REPORT

FOR 2023 08			ORIGINAL	TRANFRS/	REVISED			AVAILABLE	PCT
ACCOUNTS FOR:	General Fund	APPROP	ADJSTMTS	BUDGET	YTD ACTUAL	ENCUMBRANCES	BUDGET	USE/COL	
10143 Performing Arts Center									
10143	61200	ConProf-Ge	12,000	0	12,000	8,001.07	2,543.53	1,455.40	87.9%
10143	64475	Ops-Materi	6,000	0	6,000	1,330.39	385.00	4,284.61	28.6%
10143	64775	Ops-Tools	0	0	0	1,236.69	.00	-1,236.69	100.0%*
10143	65000	Maint-Buil	10,000	0	10,000	4,506.46	288.43	5,205.11	47.9%
10143	65050	Maint-Equi	2,000	0	2,000	.00	.00	2,000.00	.0%
10143	67100	Util-Elect	21,000	30,000	51,000	26,629.28	28,241.06	-3,870.34	107.6%*
10143	67200	Util-Gas	8,000	0	8,000	8,306.20	2,693.80	-3,000.00	137.5%*
10143	67400	Util-Telep	2,000	0	2,000	1,367.55	648.45	-16.00	100.8%*
10143	67500	Util-Water	9,000	0	9,000	6,848.32	5,401.68	-3,250.00	136.1%*
10143	80300	Cap-Improv	90,000	0	90,000	.00	.00	90,000.00	.0%
10143	80500	Cap-Equipm	171,994	0	171,994	24,678.73	892.08	146,423.58	14.9%
TOTAL Performing Arts Center			331,994	30,000	361,994	82,904.69	41,094.03	237,995.67	34.3%

YEAR-TO-DATE BUDGET REPORT

FOR 2023 08

ACCOUNTS FOR:	ORIGINAL	TRANFRS/	REVISED			AVAILABLE	PCT
101 General Fund	APPROP	ADJSTMNTS	BUDGET	YTD ACTUAL	ENCUMBRANCES	BUDGET	USE/COL

10144 Airport

10144 50500 Labor-Regu	259,655	0	259,655	126,298.51	.00	133,356.49	48.6%
10144 51000 Labor-OT	23,151	0	23,151	8,543.22	.00	14,607.78	36.9%
10144 51100 Labor-DT	0	0	0	2,183.24	.00	-2,183.24	100.0%*
10144 52000 Labor-Vaca	0	0	0	37,967.79	.00	-37,967.79	100.0%*
10144 52100 Labor-Holi	0	0	0	8,480.16	.00	-8,480.16	100.0%*
10144 53000 Labor-Sick	0	0	0	4,448.66	.00	-4,448.66	100.0%*
10144 54000 Labor-Othe	1,000	0	1,000	1,725.04	.00	-725.04	172.5%*
10144 55000 Labor-Allo	4,884	0	4,884	2,863.80	.00	2,020.20	58.6%
10144 56000 Labor-Heal	0	2,909	2,909	7,044.87	.00	-4,135.49	242.1%*
10144 58000 Associated	28,912	0	28,912	10,772.18	.00	18,139.82	37.3%
10144 58100 Associated	21,260	205	21,465	15,014.53	.00	6,450.92	69.9%
10144 58200 Associated	26,747	0	26,747	15,029.34	.00	11,717.66	56.2%
10144 58300 Associated	5,195	0	5,195	2,932.73	.00	2,262.27	56.5%
10144 58900 Associated	40	0	40	16.10	.00	23.90	40.3%
10144 61200 ConProf-Ge	21,200	0	21,200	3,919.10	.00	17,280.90	18.5%
10144 61900 ConProf-Mi	0	0	0	12,265.80	8,315.49	-20,581.29	100.0%*
10144 63300 Fees-Publi	200	0	200	.00	.00	200.00	.0%
10144 64425 Ops-Landsc	0	8,000	8,000	.00	1,722.33	6,277.67	21.5%
10144 64475 Ops-Materi	25,000	0	25,000	7,973.94	3,919.91	13,106.15	47.6%
10144 64600 Ops-Postag	200	0	200	.81	.00	199.19	.4%
10144 64800 Ops-Unifor	1,000	0	1,000	1,958.05	.00	-958.05	195.8%*
10144 64825 Ops-Vehicl	13,000	0	13,000	7,365.26	4,239.50	1,395.24	89.3%
10144 65000 Maint-Buil	10,000	0	10,000	3,880.63	927.40	5,191.97	48.1%
10144 65050 Maint-Equi	10,000	0	10,000	2,345.72	501.02	7,153.26	28.5%
10144 65550 Maint-Vehi	1,700	0	1,700	844.02	97.01	758.97	55.4%
10144 66000 Empl-Dues	200	0	200	1,985.00	75.00	-1,860.00	1030.0%*
10144 66100 Empl-Train	800	0	800	880.00	225.00	-305.00	138.1%*
10144 66200 Empl-Per D	500	0	500	.00	.00	500.00	.0%
10144 66400 Empl-Trans	0	0	0	158.00	.00	-158.00	100.0%*
10144 66500 Empl-Perso	900	0	900	399.39	75.29	425.32	52.7%
10144 67000 Util-Airfi	14,000	0	14,000	.00	.00	14,000.00	.0%
10144 67100 Util-Elect	10,000	0	10,000	20,476.73	11,523.27	-22,000.00	320.0%*
10144 67200 Util-Gas	2,000	0	2,000	2,586.63	2,413.37	-3,000.00	250.0%*
10144 67400 Util-Telep	1,700	0	1,700	1,075.40	824.60	-200.00	111.8%*
10144 67500 Util-water	8,000	0	8,000	4,526.66	2,973.34	500.00	93.8%
10144 80300 Cap-Improv	15,000	-3,000	12,000	.00	11,670.00	330.00	97.3%
10144 80400 Cap-Infras	50,000	0	50,000	.00	.00	50,000.00	.0%
10144 80500 Cap-Equipm	340,950	-5,000	335,950	5,770.26	206,521.51	123,658.23	63.2%
TOTAL Airport	897,194	3,115	900,309	321,731.57	256,024.04	322,553.22	64.2%

YEAR-TO-DATE BUDGET REPORT

FOR 2023 08

ACCOUNTS FOR:	ORIGINAL	TRANFRS/	REVISED			AVAILABLE	PCT
101 General Fund	APPROP	ADJSTMNTS	BUDGET	YTD ACTUAL	ENCUMBRANCES	BUDGET	USE/COL

10145 Riverwalk Recreation

10145 50500 Labor-Regu	465,539	0	465,539	251,750.38	.00	213,788.62	54.1%
10145 51000 Labor-OT	0	0	0	1,332.20	.00	-1,332.20	100.0%*
10145 52000 Labor-Vaca	0	0	0	12,388.12	.00	-12,388.12	100.0%*
10145 52100 Labor-Holi	0	0	0	9,774.80	.00	-9,774.80	100.0%*
10145 53000 Labor-Sick	0	0	0	5,420.37	.00	-5,420.37	100.0%*
10145 54000 Labor-Othe	1,500	0	1,500	750.00	.00	750.00	50.0%
10145 55000 Labor-Allo	750	0	750	500.00	.00	250.00	66.7%
10145 56000 Labor-Heal	0	4,700	4,700	4,699.77	.00	.00	100.0%
10145 58000 Associated	22,076	0	22,076	12,707.70	.00	9,368.30	57.6%
10145 58100 Associated	35,078	205	35,283	21,353.17	.00	13,930.28	60.5%
10145 58200 Associated	30,410	0	30,410	19,609.03	.00	10,800.97	64.5%
10145 58300 Associated	5,905	0	5,905	3,828.20	.00	2,076.80	64.8%
10145 58900 Associated	180	0	180	69.00	.00	111.00	38.3%
10145 61200 ConProf-Ge	11,850	0	11,850	1,764.34	3,053.61	7,032.05	40.7%
10145 61900 ConProf-Mi	0	0	0	788.17	1,111.83	-1,900.00	100.0%*
10145 64475 Ops-Materi	50,000	0	50,000	29,154.24	8,905.74	11,940.02	76.1%
10145 64800 Ops-Unifor	1,000	0	1,000	.00	.00	1,000.00	.0%
10145 64825 Ops-Vehicl	500	0	500	.00	.00	500.00	.0%
10145 65000 Maint-Buil	25,000	0	25,000	9,926.18	2,860.59	12,213.23	51.1%
10145 65050 Maint-Equi	10,000	0	10,000	831.35	7,788.75	1,379.90	86.2%
10145 65550 Maint-Vehi	500	0	500	.00	.00	500.00	.0%
10145 66000 Empl-Dues	300	0	300	.00	.00	300.00	.0%
10145 66100 Empl-Train	1,000	0	1,000	.00	.00	1,000.00	.0%
10145 66300 Empl-Milea	500	0	500	.00	.00	500.00	.0%
10145 66500 Empl-Perso	500	0	500	109.97	.00	390.03	22.0%
10145 67100 Util-Elect	26,000	0	26,000	17,921.48	19,302.94	-11,224.42	143.2%*
10145 67200 Util-Gas	10,000	0	10,000	13,698.31	2,718.30	-6,416.61	164.2%*
10145 67400 Util-Telep	3,800	0	3,800	1,585.74	805.91	1,408.35	62.9%
10145 67500 Util-Water	18,000	0	18,000	12,673.50	13,326.50	-8,000.00	144.4%*
10145 80200 Cap-Buildi	331,207	0	331,207	43,602.62	67,618.36	219,985.68	33.6%
10145 80300 Cap-Improv	433,363	0	433,363	.00	81,788.00	351,575.00	18.9%
TOTAL Riverwalk Recreation	1,484,958	4,905	1,489,863	476,238.64	209,280.53	804,343.71	46.0%

YEAR-TO-DATE BUDGET REPORT

FOR 2023 08			ORIGINAL	TRANFRS/	REVISED			AVAILABLE	PCT
ACCOUNTS FOR:	General Fund	APPROX	ADJSTMNTS	BUDGET	YTD ACTUAL	ENCUMBRANCES	BUDGET	USE/COL	
10146 Golf									
10146	50500	Labor-Regu	790,052	40,464	830,516	409,630.24	.00	420,885.56	49.3%
10146	51000	Labor-OT	9,378	0	9,378	16,871.21	.00	-7,493.21	179.9%*
10146	51100	Labor-DT	0	0	0	1,084.84	.00	-1,084.84	100.0%*
10146	52000	Labor-Vaca	0	0	0	11,010.38	.00	-11,010.38	100.0%*
10146	52100	Labor-Holi	0	0	0	22,143.86	.00	-22,143.86	100.0%*
10146	53000	Labor-Sick	0	0	0	10,523.74	.00	-10,523.74	100.0%*
10146	54000	Labor-Othe	2,750	0	2,750	2,079.60	.00	670.40	75.6%
10146	55000	Labor-Allo	9,768	0	9,768	5,383.10	.00	4,384.90	55.1%
10146	56000	Labor-Heal	0	8,849	8,849	8,848.91	.00	.00	100.0%
10146	58000	Associated	88,352	0	88,352	52,507.17	.00	35,844.83	59.4%
10146	58100	Associated	61,392	3,654	65,046	36,053.90	.00	28,992.36	55.4%
10146	58200	Associated	72,487	0	72,487	43,293.45	.00	29,193.55	59.7%
10146	58300	Associated	14,080	0	14,080	8,448.52	.00	5,631.48	60.0%
10146	58900	Associated	170	0	170	56.29	.00	113.71	33.1%
10146	61200	ConProf-Ge	238,000	0	238,000	110,492.44	92,309.54	35,198.02	85.2%
10146	61900	ConProf-Mi	0	0	0	9,777.82	43,082.20	-52,860.02	100.0%*
10146	63250	Fees-Penal	100	0	100	.00	.00	100.00	.0%
10146	64475	Ops-Materi	65,000	0	65,000	64,368.85	14,231.98	-13,600.83	120.9%*
10146	64575	Ops-PPE	2,000	0	2,000	339.94	.00	1,660.06	17.0%
10146	64775	Ops-Tools	2,000	0	2,000	.00	.00	2,000.00	.0%
10146	64800	Ops-Unifor	700	0	700	2,717.11	.00	-2,017.11	388.2%*
10146	64825	Ops-Vehicl	15,000	0	15,000	12,107.63	2,892.37	.00	100.0%
10146	65000	Maint-Buil	6,700	0	6,700	1,430.71	2,336.71	2,932.58	56.2%
10146	65050	Maint-Equi	15,000	0	15,000	28,678.75	1,452.06	-15,130.81	200.9%*
10146	65250	Maint-Peco	1,000	0	1,000	.00	.00	1,000.00	.0%
10146	65500	Maint-Turf	95,000	0	95,000	14,742.00	17,486.50	62,771.50	33.9%
10146	65550	Maint-Vehi	2,200	0	2,200	2,797.89	22.71	-620.60	128.2%*
10146	66000	Empl-Dues	700	0	700	.00	.00	700.00	.0%
10146	66100	Empl-Train	1,000	0	1,000	.00	.00	1,000.00	.0%
10146	66200	Empl-Per D	300	0	300	.00	.00	300.00	.0%
10146	66500	Empl-Perso	1,000	0	1,000	762.27	150.00	87.73	91.2%
10146	67100	Util-Elect	35,000	20,000	55,000	32,403.58	20,750.04	1,846.38	96.6%
10146	67200	Util-Gas	3,000	0	3,000	3,087.23	1,612.77	-1,700.00	156.7%*
10146	67400	Util-Telep	5,500	0	5,500	.00	.00	5,500.00	.0%
10146	67500	Util-Water	6,000	0	6,000	3,543.94	2,956.06	-500.00	108.3%*
10146	80300	Cap-Improv	625,000	0	625,000	54,019.65	1,540.00	569,440.35	8.9%
10146	80500	Cap-Equipm	111,178	0	111,178	54,926.40	55,910.00	341.60	99.7%
TOTAL Golf			2,279,807	72,967	2,352,774	1,024,131.42	256,732.94	1,071,909.61	54.4%

YEAR-TO-DATE BUDGET REPORT

FOR 2023 08

ACCOUNTS FOR:	ORIGINAL APPROP	TRANFRS/ADJSTMTS	REVISED BUDGET	YTD ACTUAL	ENCUMBRANCES	AVAILABLE BUDGET	PCT USE/COL
101 General Fund							
10147 Water Park							
10147 50500 Labor-Regu	288,790	0	288,790	186,286.18	.00	102,503.82	64.5%
10147 51000 Labor-OT	44,732	0	44,732	9,738.00	.00	34,994.00	21.8%
10147 52000 Labor-Vaca	0	0	0	107.22	.00	-107.22	100.0%*
10147 52100 Labor-Holi	0	0	0	2,859.20	.00	-2,859.20	100.0%*
10147 53000 Labor-Sick	0	0	0	142.96	.00	-142.96	100.0%*
10147 54000 Labor-Othe	250	0	250	125.00	.00	125.00	50.0%
10147 56000 Labor-Heal	0	2,014	2,014	2,014.19	.00	.00	100.0%
10147 58000 Associated	10,497	0	10,497	6,836.90	.00	3,660.10	65.1%
10147 58100 Associated	35,820	0	35,820	15,091.30	.00	20,728.70	42.1%
10147 58200 Associated	7,952	0	7,952	5,243.62	.00	2,708.38	65.9%
10147 58300 Associated	1,544	0	1,544	1,023.57	.00	520.43	66.3%
10147 58900 Associated	300	0	300	55.20	.00	244.80	18.4%
10147 61200 ConProf-Ge	33,000	0	33,000	2,701.92	172.52	30,125.56	8.7%
10147 61900 ConProf-Mi	0	0	0	339.02	242.26	-581.28	100.0%*
10147 64125 Ops-Conces	5,000	0	5,000	5,752.93	.00	-752.93	115.1%*
10147 64475 Ops-Materi	41,500	0	41,500	6,735.10	.00	34,764.90	16.2%
10147 64600 Ops-Postag	0	0	0	73.58	.00	-73.58	100.0%*
10147 64800 Ops-Unifor	3,400	0	3,400	.00	.00	3,400.00	.0%
10147 65000 Maint-Buil	15,000	0	15,000	11,501.22	6,674.86	-3,176.08	121.2%*
10147 65050 Maint-Equi	15,000	0	15,000	2,671.60	82.00	12,246.40	18.4%
10147 65300 Maint-Pool	25,000	0	25,000	14,806.86	.00	10,193.14	59.2%
10147 66100 Empl-Train	1,200	0	1,200	600.00	.00	600.00	50.0%
10147 66500 Empl-Perso	500	0	500	110.00	.00	390.00	22.0%
10147 67100 Util-Elect	20,700	0	20,700	18,012.11	9,028.62	-6,340.73	130.6%*
10147 67200 Util-Gas	2,000	0	2,000	654.66	4,345.34	-3,000.00	250.0%*
10147 67400 Util-Telep	4,100	0	4,100	3,434.55	1,771.45	-1,106.00	127.0%*
10147 67500 Util-Water	13,000	0	13,000	9,960.37	10,039.63	-7,000.00	153.8%*
TOTAL Water Park	569,285	2,014	571,299	306,877.26	32,356.68	232,065.25	59.4%

YEAR-TO-DATE BUDGET REPORT

FOR 2023 08

ACCOUNTS FOR:	ORIGINAL	TRANFRS/	REVISED	YTD	ENCUMBRANCES	AVAILABLE	PCT
101 General Fund	APPROP	ADJSTMNTS	BUDGET	ACTUAL		BUDGET	USE/COL

10148 Sr. Rec - San Jose

10148 50500 Labor-Regu	184,312	0	184,312	96,487.87	.00	87,824.13	52.4%
10148 52000 Labor-Vaca	0	0	0	4,532.48	.00	-4,532.48	100.0%*
10148 52100 Labor-Holi	0	0	0	4,777.44	.00	-4,777.44	100.0%*
10148 53000 Labor-Sick	0	0	0	2,785.36	.00	-2,785.36	100.0%*
10148 54000 Labor-Othe	750	0	750	250.00	.00	500.00	33.3%
10148 55000 Labor-Allo	750	0	750	500.00	.00	250.00	66.7%
10148 56000 Labor-Heal	0	5,371	5,371	5,371.16	.00	.00	100.0%
10148 58000 Associated	20,994	0	20,994	13,673.80	.00	7,320.20	65.1%
10148 58100 Associated	13,618	411	14,029	8,385.06	.00	5,643.83	59.8%
10148 58200 Associated	14,656	0	14,656	8,242.34	.00	6,413.66	56.2%
10148 58300 Associated	2,846	0	2,846	1,608.51	.00	1,237.49	56.5%
10148 58900 Associated	50	0	50	18.40	.00	31.60	36.8%
10148 60260 Insur-Prem	0	0	0	1,409.53	.00	-1,409.53	100.0%*
10148 61200 ConProf-Ge	1,270	0	1,270	.00	319.27	950.73	25.1%
10148 64475 Ops-Materi	10,000	0	10,000	209.47	.00	9,790.53	2.1%
10148 64775 Ops-Tools	0	-9,309	-9,309	.00	.00	-9,309.46	.0%*
10148 64825 Ops-Vehicl	300	0	300	.00	.00	300.00	.0%
10148 64875 Ops-Volunt	6,250	-6,250	0	.00	.00	.00	.0%
10148 65000 Maint-Buil	10,000	-8,573	1,427	1,300.28	.00	126.38	91.1%
10148 65050 Maint-Equi	600	-600	0	.00	.00	.00	.0%
10148 65550 Maint-Vehi	3,900	-267	3,633	.00	.00	3,632.80	.0%
10148 66000 Empl-Dues	200	0	200	.00	.00	200.00	.0%
10148 66100 Empl-Train	1,200	0	1,200	.00	.00	1,200.00	.0%
10148 66200 Empl-Per D	200	0	200	.00	.00	200.00	.0%
10148 66500 Empl-Perso	200	0	200	.00	.00	200.00	.0%
10148 67100 Util-Elect	9,400	0	9,400	8,564.45	2,404.55	-1,569.00	116.7%*
10148 67200 Util-Gas	3,500	0	3,500	1,470.04	2,529.96	-500.00	114.3%*
10148 67400 Util-Telep	3,900	0	3,900	.00	.00	3,900.00	.0%
10148 67500 Util-Water	4,000	0	4,000	.00	.00	4,000.00	.0%
TOTAL Sr. Rec - San Jose	292,896	-19,218	273,678	159,586.19	5,253.78	108,838.08	60.2%

YEAR-TO-DATE BUDGET REPORT

FOR 2023 08

ACCOUNTS FOR:	ORIGINAL APPROP	TRANFRS/ADJSTMTS	REVISED BUDGET	YTD ACTUAL	ENCUMBRANCES	AVAILABLE BUDGET	PCT USE/COL
---------------	-----------------	------------------	----------------	------------	--------------	------------------	-------------

10149 Sr. Rec - N. Mesa

10149 50500 Labor-Regu	177,776	0	177,776	106,312.47	.00	71,463.53	59.8%
10149 51000 Labor-OT	0	0	0	1,588.05	.00	-1,588.05	100.0%*
10149 52000 Labor-Vaca	0	0	0	3,075.19	.00	-3,075.19	100.0%*
10149 52100 Labor-Holi	0	0	0	4,469.04	.00	-4,469.04	100.0%*
10149 53000 Labor-Sick	0	0	0	1,790.75	.00	-1,790.75	100.0%*
10149 54000 Labor-Othe	500	0	500	250.00	.00	250.00	50.0%
10149 55000 Labor-Allo	750	0	750	500.00	.00	250.00	66.7%
10149 56000 Labor-Heal	0	5,371	5,371	2,685.58	.00	2,685.58	50.0%
10149 58000 Associated	10,762	0	10,762	9,943.21	.00	818.79	92.4%
10149 58100 Associated	13,344	411	13,755	8,913.67	.00	4,841.22	64.8%
10149 58200 Associated	12,813	0	12,813	8,579.90	.00	4,233.10	67.0%
10149 58300 Associated	2,489	0	2,489	1,675.12	.00	813.88	67.3%
10149 58900 Associated	40	0	40	18.40	.00	21.60	46.0%
10149 61200 ConProf-Ge	8,500	0	8,500	5,280.68	3,120.15	99.17	98.8%
10149 64475 Ops-Materi	25,000	1,500	26,500	15,694.67	9,036.17	1,769.16	93.3%
10149 64800 Ops-Unifor	300	0	300	.00	.00	300.00	.0%
10149 64825 Ops-Vehicl	100	0	100	16.00	84.00	.00	100.0%
10149 65000 Maint-Buil	10,000	6,367	16,367	5,611.95	11,479.76	-724.71	104.4%*
10149 65050 Maint-Equi	3,500	0	3,500	61.71	52.98	3,385.31	3.3%
10149 65550 Maint-Vehi	100	0	100	.00	.00	100.00	.0%
10149 66100 Empl-Train	1,600	0	1,600	180.00	.00	1,420.00	11.3%
10149 66200 Empl-Per D	100	0	100	.00	.00	100.00	.0%
10149 66500 Empl-Perso	600	0	600	.00	35.75	564.25	6.0%
10149 67100 Util-Elect	10,000	7,000	17,000	10,555.63	5,708.56	735.81	95.7%
10149 67200 Util-Gas	3,000	0	3,000	3,566.34	1,133.66	-1,700.00	156.7%*
10149 67400 Util-Telep	4,500	0	4,500	2,998.64	1,507.36	-6.00	100.1%*
10149 67500 Util-Water	2,000	0	2,000	1,513.84	786.16	-300.00	115.0%*
TOTAL Sr. Rec - N. Mesa	287,774	20,649	308,423	195,280.84	32,944.55	80,197.66	74.0%

YEAR-TO-DATE BUDGET REPORT

FOR 2023 08

ACCOUNTS FOR:	ORIGINAL APPROP	TRANFRS/ADJSTMTS	REVISED BUDGET	YTD ACTUAL	ENCUMBRANCES	AVAILABLE BUDGET	PCT USE/COL
---------------	-----------------	------------------	----------------	------------	--------------	------------------	-------------

10150 Sr. Rec-Alejandro Ruiz

10150 60290 Insur-Misc	1,500	0	1,500	.00	.00	1,500.00	.0%
10150 61200 ConProf-Ge	6,400	5,000	11,400	4,598.98	1,494.86	5,306.16	53.5%
10150 61900 ConProf-Mi	0	0	0	4,650.06	263.72	-4,913.78	100.0%*
10150 64475 Ops-Materi	10,000	21,561	31,561	9,075.46	2,945.34	19,540.20	38.1%
10150 64775 Ops-Tools	0	0	0	85.00	.00	-85.00	100.0%*
10150 64825 Ops-Vehicl	300	0	300	131.36	168.64	.00	100.0%
10150 64875 Ops-Volunt	6,250	6,250	12,500	3,375.00	.00	9,125.00	27.0%
10150 65000 Maint-Buil	10,000	0	10,000	9,664.11	1,947.22	-1,611.33	116.1%*
10150 65050 Maint-Equi	600	0	600	1,027.68	100.00	-527.68	187.9%*
10150 65550 Maint-Vehi	3,900	0	3,900	.00	.00	3,900.00	.0%
10150 66000 Empl-Dues	200	0	200	.00	.00	200.00	.0%
10150 66100 Empl-Train	1,200	0	1,200	.00	.00	1,200.00	.0%
10150 66200 Empl-Per D	200	0	200	18.00	.00	182.00	9.0%
10150 66500 Empl-Perso	200	0	200	.00	.00	200.00	.0%
10150 67100 Util-Elect	9,400	10,000	19,400	10,483.20	5,130.71	3,786.09	80.5%
10150 67200 Util-Gas	3,500	0	3,500	4,339.32	660.68	-1,500.00	142.9%*
10150 67400 Util-Telep	4,500	6,000	10,500	7,325.03	3,097.97	77.00	99.3%
10150 67500 Util-Water	400	14,000	14,400	8,733.81	4,666.19	1,000.00	93.1%
10150 80300 Cap-Improv	597,676	0	597,676	.00	.00	597,675.99	.0%
10150 80500 Cap-Equipm	40,391	0	40,391	37,457.95	.00	2,933.08	92.7%
TOTAL Sr. Rec-Alejandro Ruiz	696,617	62,811	759,428	100,964.96	20,475.33	637,987.73	16.0%

YEAR-TO-DATE BUDGET REPORT

FOR 2023 08								
ACCOUNTS FOR:	ORIGINAL	TRANFRS/	REVISED	YTD ACTUAL	ENCUMBRANCES	AVAILABLE	PCT	
101 General Fund	APPROP	ADJSTMTS	BUDGET			BUDGET	USE/COL	
10151 Facility Maintenance								
10151 50500 Labor-Regu	821,883	0	821,883	483,494.13	.00	338,388.87	58.8%	
10151 51000 Labor-OT	41,688	0	41,688	22,240.20	.00	19,447.80	53.3%	
10151 51100 Labor-DT	0	0	0	16,959.78	.00	-16,959.78	100.0%*	
10151 52000 Labor-Vaca	0	0	0	22,151.65	.00	-22,151.65	100.0%*	
10151 52100 Labor-Holi	0	0	0	25,702.96	.00	-25,702.96	100.0%*	
10151 53000 Labor-Sick	0	0	0	16,255.40	.00	-16,255.40	100.0%*	
10151 54000 Labor-Othe	3,750	0	3,750	3,306.39	.00	443.61	88.2%	
10151 55000 Labor-Allo	26,802	0	26,802	17,732.00	.00	9,070.00	66.2%	
10151 56000 Labor-Heal	0	36,677	36,677	36,676.57	.00	.00	100.0%	
10151 58000 Associated	158,005	0	158,005	106,680.72	.00	51,324.28	67.5%	
10151 58100 Associated	63,740	2,617	66,357	46,287.35	.00	20,070.08	69.8%	
10151 58200 Associated	83,531	0	83,531	55,297.43	.00	28,233.57	66.2%	
10151 58300 Associated	16,228	0	16,228	10,792.21	.00	5,435.79	66.5%	
10151 58900 Associated	150	0	150	66.70	.00	83.30	44.5%	
10151 61200 ConProf-Ge	58,700	0	58,700	12,904.41	4,827.26	40,968.33	30.2%	
10151 61900 ConProf-Mi	0	0	0	435.90	210.00	-645.90	100.0%*	
10151 64475 Ops-Materi	28,000	0	28,000	15,359.80	3,780.62	8,859.58	68.4%	
10151 64575 Ops-PPE	0	0	0	319.99	.00	-319.99	100.0%*	
10151 64600 Ops-Postag	100	0	100	.00	.00	100.00	.0%	
10151 64775 Ops-Tools	13,000	0	13,000	6,125.54	1,346.30	5,528.16	57.5%	
10151 64800 Ops-Unifor	9,000	0	9,000	6,843.19	2,596.31	-439.50	104.9%*	
10151 64825 Ops-Vehicl	15,000	0	15,000	10,008.09	2,991.91	2,000.00	86.7%	
10151 65000 Maint-Buil	55,000	0	55,000	8,403.67	33,223.22	13,373.11	75.7%	
10151 65050 Maint-Equi	10,000	0	10,000	101.29	5,631.58	4,267.13	57.3%	
10151 65200 Maint-Leas	0	0	0	8,093.08	3,820.29	-11,913.37	100.0%*	
10151 65550 Maint-Vehi	6,000	0	6,000	922.92	1,267.92	3,809.16	36.5%	
10151 66000 Empl-Dues	500	0	500	.00	.00	500.00	.0%	
10151 66100 Empl-Train	1,000	0	1,000	990.00	.00	10.00	99.0%	
10151 66200 Empl-Per D	1,600	0	1,600	16.95	.00	1,583.05	1.1%	
10151 66500 Empl-Perso	2,000	0	2,000	325.14	35.75	1,639.11	18.0%	
10151 67400 Util-Telep	700	0	700	.00	.00	700.00	.0%	
10151 80300 Cap-Improv	85,000	0	85,000	.00	81,788.00	3,212.00	96.2%	
10151 80500 Cap-Equipm	190,000	0	190,000	.00	43,438.34	146,561.66	22.9%	
TOTAL Facility Maintenance	1,691,377	39,294	1,730,671	934,493.46	184,957.50	611,220.04	64.7%	

YEAR-TO-DATE BUDGET REPORT

FOR 2023 08

ACCOUNTS FOR:	ORIGINAL APPROP	TRANFRS/ADJSTMTS	REVISED BUDGET	YTD ACTUAL	ENCUMBRANCES	AVAILABLE BUDGET	PCT USE/COL
101 General Fund							
10152 Streets							
10152 50500 Labor-Regu	1,214,382	0	1,214,382	531,901.62	.00	682,480.38	43.8%
10152 51000 Labor-OT	24,478	0	24,478	10,162.21	.00	14,315.79	41.5%
10152 51100 Labor-DT	0	0	0	2,171.28	.00	-2,171.28	100.0%*
10152 52000 Labor-Vaca	84,000	0	84,000	117,074.06	.00	-33,074.06	139.4%*
10152 52100 Labor-Holi	0	0	0	30,447.60	.00	-30,447.60	100.0%*
10152 53000 Labor-Sick	0	0	0	21,180.53	.00	-21,180.53	100.0%*
10152 54000 Labor-Othe	4,500	0	4,500	2,859.90	.00	1,640.10	63.6%
10152 55000 Labor-Allo	22,142	0	22,142	18,944.00	.00	3,198.00	85.6%
10152 56000 Labor-Heal	0	45,012	45,012	45,011.73	.00	.00	100.0%
10152 58000 Associated	263,304	0	263,304	110,228.08	.00	153,075.92	41.9%
10152 58100 Associated	95,220	3,443	98,663	54,795.80	.00	43,867.60	55.5%
10152 58200 Associated	124,182	0	124,182	63,786.03	.00	60,395.97	51.4%
10152 58300 Associated	24,119	0	24,119	12,455.80	.00	11,663.20	51.6%
10152 58900 Associated	180	0	180	63.31	.00	116.69	35.2%
10152 61200 ConProf-Ge	163,000	0	163,000	113,688.42	67,707.05	-18,395.47	111.3%*
10152 64425 Ops-Landsc	0	0	0	452.79	3,784.70	-4,237.49	100.0%*
10152 64475 Ops-Materi	75,000	0	75,000	47,472.52	15,694.07	11,833.41	84.2%
10152 64575 Ops-PPE	0	0	0	604.71	94.00	-698.71	100.0%*
10152 64600 Ops-Postag	100	0	100	15.00	.00	85.00	15.0%
10152 64725 Ops-Street	52,000	0	52,000	17,557.26	11,410.18	23,032.56	55.7%
10152 64775 Ops-Tools	5,000	0	5,000	1,147.56	27.35	3,825.09	23.5%
10152 64800 Ops-Unifor	8,000	0	8,000	1,438.32	6,780.13	-218.45	102.7%*
10152 64825 Ops-Vehicl	65,000	0	65,000	49,425.58	1,794.42	13,780.00	78.8%
10152 65000 Maint-Buil	2,000	0	2,000	5,777.47	1,158.32	-4,935.79	346.8%*
10152 65050 Maint-Equi	107,000	0	107,000	14,447.96	7,818.60	84,733.44	20.8%
10152 65550 Maint-Vehi	80,000	0	80,000	15,879.68	6,985.11	57,135.21	28.6%
10152 66000 Empl-Dues	500	0	500	85.00	.00	415.00	17.0%
10152 66100 Empl-Train	1,200	0	1,200	.00	7,400.00	-6,200.00	616.7%*
10152 66200 Empl-Per D	200	0	200	.00	.00	200.00	.0%
10152 66300 Empl-Milea	500	0	500	.00	.00	500.00	.0%
10152 66500 Empl-Perso	300	0	300	247.23	110.00	-57.23	119.1%*
10152 67100 Util-Elect	0	0	0	4,347.96	.00	-4,347.96	100.0%*
10152 67200 Util-Gas	10,000	0	10,000	13,341.80	1,658.20	-5,000.00	150.0%*
10152 67300 Util-Stree	450,000	0	450,000	364,968.12	180,214.87	-95,182.99	121.2%*
10152 67400 Util-Telep	5,000	0	5,000	1,182.48	886.83	2,930.69	41.4%
10152 67500 Util-Water	1,000	0	1,000	977.88	1,022.12	-1,000.00	200.0%*
10152 80500 Cap-Equipm	374,000	6,033	380,033	.00	375,028.65	5,004.49	98.7%
TOTAL Streets	3,256,307	54,488	3,310,795	1,674,139.69	689,574.60	947,080.98	71.4%

YEAR-TO-DATE BUDGET REPORT

FOR 2023 08

ACCOUNTS FOR:	ORIGINAL	TRANFRS/	REVISED			AVAILABLE	PCT
101 General Fund	APPROP	ADJSTMTS	BUDGET	YTD ACTUAL	ENCUMBRANCES	BUDGET	USE/COL
10153 Parks							
10153 50500 Labor-Regu	801,735	0	801,735	444,797.92	.00	356,937.08	55.5%
10153 51000 Labor-OT	18,722	0	18,722	7,297.11	.00	11,424.89	39.0%
10153 51100 Labor-DT	0	0	0	2,602.44	.00	-2,602.44	100.0%*
10153 52000 Labor-Vaca	0	0	0	29,321.38	.00	-29,321.38	100.0%*
10153 52100 Labor-Holi	0	0	0	25,747.28	.00	-25,747.28	100.0%*
10153 53000 Labor-Sick	0	0	0	16,008.79	.00	-16,008.79	100.0%*
10153 54000 Labor-Othe	3,250	0	3,250	2,340.48	.00	909.52	72.0%
10153 55000 Labor-Allo	15,908	0	15,908	10,994.00	.00	4,914.00	69.1%
10153 56000 Labor-Heal	0	33,780	33,780	38,399.18	.00	-4,618.79	113.7%*
10153 58000 Associated	198,798	0	198,798	103,541.38	.00	95,256.62	52.1%
10153 58100 Associated	60,022	2,260	62,282	41,117.81	.00	21,164.50	66.0%
10153 58200 Associated	79,164	0	79,164	51,500.25	.00	27,663.75	65.1%
10153 58300 Associated	15,377	0	15,377	10,053.05	.00	5,323.95	65.4%
10153 58900 Associated	150	0	150	62.10	.00	87.90	41.4%
10153 61200 ConProf-Ge	243,000	5,918	248,918	191,633.56	75,090.60	-17,805.90	107.2%*
10153 61900 ConProf-Mi	0	0	0	600.00	.00	-600.00	100.0%*
10153 64425 Ops-Landsc	120,000	0	120,000	26,391.19	.00	93,608.81	22.0%
10153 64475 Ops-Materi	117,000	0	117,000	63,512.36	8,083.43	45,404.21	61.2%
10153 64480 Ops-Park&R	8,000	0	8,000	.00	.00	8,000.00	.0%
10153 64510 Ops-PecosR	24,000	0	24,000	.00	.00	24,000.00	.0%
10153 64575 Ops-PPE	0	0	0	303.39	.00	-303.39	100.0%*
10153 64600 Ops-Postag	100	0	100	7.44	.00	92.56	7.4%
10153 64775 Ops-Tools	0	0	0	132.50	.00	-132.50	100.0%*
10153 64800 Ops-Unifor	4,000	0	4,000	4,288.94	.00	-288.94	107.2%*
10153 64825 Ops-Vehicl	28,000	0	28,000	27,925.65	22,074.35	-22,000.00	178.6%*
10153 65000 Maint-Buil	10,000	0	10,000	3,043.15	426.91	6,529.94	34.7%
10153 65050 Maint-Equi	16,300	0	16,300	7,020.45	1,182.13	8,097.42	50.3%
10153 65200 Maint-Leas	0	0	0	204.33	.00	-204.33	100.0%*
10153 65250 Maint-Peco	0	0	0	302.84	.00	-302.84	100.0%*
10153 65450 Maint-Tenn	1,000	0	1,000	1,503.76	196.50	-700.26	170.0%*
10153 65500 Maint-Turf	20,000	0	20,000	3,208.00	.00	16,792.00	16.0%
10153 65550 Maint-Vehi	6,000	0	6,000	3,406.54	3,034.36	-440.90	107.3%*
10153 66100 Empl-Train	3,000	0	3,000	1,585.00	.00	1,415.00	52.8%
10153 66200 Empl-Per D	2,300	0	2,300	.00	.00	2,300.00	.0%
10153 66500 Empl-Perso	200	0	200	.00	35.75	164.25	17.9%
10153 67100 Util-Elect	56,000	30,000	86,000	57,590.82	44,346.59	-15,937.41	118.5%*
10153 67400 Util-Telep	2,700	0	2,700	832.78	637.22	1,230.00	54.4%
10153 67500 Util-water	400,000	40,000	440,000	270,198.46	129,801.54	40,000.00	90.9%
10153 80100 Cap-Land	595,000	-395,000	200,000	5,722.60	.00	194,277.40	2.9%
10153 80500 Cap-Equipm	184,406	565,000	749,406	392,653.00	203,431.68	153,321.81	79.5%

YEAR-TO-DATE BUDGET REPORT

FOR 2023 08								
ACCOUNTS FOR:	ORIGINAL	TRANFRS/	REVISED				AVAILABLE	PCT
101 General Fund	APPROP	ADJSTMTS	BUDGET	YTD ACTUAL	ENCUMBRANCES	BUDGET	USE/COL	
TOTAL Parks	3,034,132	281,959	3,316,091	1,845,849.93	488,341.06	981,900.46	70.4%	

YEAR-TO-DATE BUDGET REPORT

FOR 2023 08

ACCOUNTS FOR:	ORIGINAL APPROP	TRANFRS/ADJSTMTS	REVISED BUDGET	YTD ACTUAL	ENCUMBRANCES	AVAILABLE BUDGET	PCT USE/COL
101 General Fund							
10154 Community Service							
10154 50500 Labor-Regu	313,720	0	313,720	153,295.79	.00	160,424.21	48.9%
10154 51000 Labor-OT	6,525	0	6,525	958.19	.00	5,566.81	14.7%
10154 51100 Labor-DT	0	0	0	216.56	.00	-216.56	100.0%*
10154 52000 Labor-Vaca	0	0	0	11,029.08	.00	-11,029.08	100.0%*
10154 52100 Labor-Holi	0	0	0	10,295.13	.00	-10,295.13	100.0%*
10154 53000 Labor-Sick	0	0	0	12,624.57	.00	-12,624.57	100.0%*
10154 54000 Labor-Othe	1,500	0	1,500	500.00	.00	1,000.00	33.3%
10154 55000 Labor-Allo	8,268	0	8,268	5,459.00	.00	2,809.00	66.0%
10154 56000 Labor-Heal	0	20,413	20,413	20,413.04	.00	.00	100.0%
10154 58000 Associated	79,397	0	79,397	57,442.48	.00	21,954.52	72.3%
10154 58100 Associated	22,928	1,562	24,490	14,809.58	.00	9,680.02	60.5%
10154 58200 Associated	32,317	0	32,317	19,171.59	.00	13,145.41	59.3%
10154 58300 Associated	6,278	0	6,278	3,744.96	.00	2,533.04	59.7%
10154 58900 Associated	60	0	60	27.60	.00	32.40	46.0%
10154 61200 ConProf-Ge	700	0	700	198.41	517.85	-16.26	102.3%*
10154 64325 Ops-Graffi	4,000	0	4,000	2,453.78	.00	1,546.22	61.3%
10154 64475 Ops-Materi	22,400	0	22,400	11,014.30	4,003.94	7,381.76	67.0%
10154 64575 Ops-PPE	0	0	0	849.95	.00	-849.95	100.0%*
10154 64775 Ops-Tools	2,800	0	2,800	5,110.79	1,851.95	-4,162.74	248.7%*
10154 64800 Ops-Unifor	3,200	0	3,200	.00	1,730.51	1,469.49	54.1%
10154 64825 Ops-Vehicl	12,000	0	12,000	6,276.69	3,423.31	2,300.00	80.8%
10154 65000 Maint-Buil	1,000	0	1,000	793.75	.00	206.25	79.4%
10154 65050 Maint-Equi	5,000	0	5,000	537.66	.00	4,462.34	10.8%
10154 65550 Maint-Vehi	3,500	0	3,500	3,096.64	1,405.78	-1,002.42	128.6%*
10154 66100 Empl-Train	500	0	500	60.00	.00	440.00	12.0%
10154 66200 Empl-Per D	100	0	100	.00	.00	100.00	.0%
10154 66500 Empl-Perso	200	0	200	.00	185.75	14.25	92.9%
TOTAL Community Service	526,393	21,975	548,368	340,379.54	13,119.09	194,869.01	64.5%

YEAR-TO-DATE BUDGET REPORT

FOR 2023 08			ORIGINAL	TRANFRS/	REVISED			AVAILABLE	PCT
ACCOUNTS FOR:	General Fund	APPROX	ADJSTMTS	BUDGET	YTD ACTUAL	ENCUMBRANCES	BUDGET	USE/COL	
10155 Garage									
10155	50500	Labor-Regu	1,002,137	0	1,002,137	544,089.32	.00	458,047.68	54.3%
10155	51000	Labor-OT	5,072	0	5,072	3,568.01	.00	1,503.99	70.3%
10155	51100	Labor-DT	0	0	0	3,531.40	.00	-3,531.40	100.0%*
10155	52000	Labor-Vaca	0	0	0	36,141.32	.00	-36,141.32	100.0%*
10155	52100	Labor-Holi	0	0	0	32,351.60	.00	-32,351.60	100.0%*
10155	53000	Labor-Sick	0	0	0	30,878.04	.00	-30,878.04	100.0%*
10155	54000	Labor-Othe	4,000	0	4,000	3,154.90	.00	845.10	78.9%
10155	55000	Labor-Allo	29,142	0	29,142	19,573.00	.00	9,569.00	67.2%
10155	56000	Labor-Heal	0	58,908	58,908	58,907.62	.00	.00	100.0%
10155	58000	Associated	249,502	0	249,502	158,833.74	.00	90,668.26	63.7%
10155	58100	Associated	73,894	4,349	78,243	51,646.36	.00	26,596.53	66.0%
10155	58200	Associated	103,018	0	103,018	66,025.10	.00	36,992.90	64.1%
10155	58300	Associated	20,012	0	20,012	12,892.63	.00	7,119.37	64.4%
10155	58900	Associated	160	0	160	77.60	.00	82.40	48.5%
10155	61200	ConProf-Ge	14,000	0	14,000	10,660.32	7,828.15	-4,488.47	132.1%*
10155	64475	Ops-Materi	37,000	0	37,000	14,893.60	5,156.52	16,949.88	54.2%
10155	64575	Ops-PPE	0	0	0	44.50	.00	-44.50	100.0%*
10155	64600	Ops-Postag	100	0	100	.00	.00	100.00	.0%
10155	64775	Ops-Tools	2,800	0	2,800	.00	.00	2,800.00	.0%
10155	64800	Ops-Unifor	6,000	0	6,000	2,328.40	59.14	3,612.46	39.8%
10155	64825	Ops-Vehicl	8,000	0	8,000	5,331.44	2,668.56	.00	100.0%
10155	65000	Maint-Buil	5,600	0	5,600	2,237.76	.00	3,362.24	40.0%
10155	65050	Maint-Equi	5,000	0	5,000	644.33	554.29	3,801.38	24.0%
10155	65550	Maint-Vehi	3,000	0	3,000	2,293.01	560.62	146.37	95.1%
10155	66100	Empl-Train	3,000	0	3,000	3,590.00	.00	-590.00	119.7%*
10155	66200	Empl-Per D	100	0	100	1,822.88	.00	-1,722.88	1822.9%*
10155	66500	Empl-Perso	300	0	300	.00	.00	300.00	.0%
10155	67100	Util-Elect	18,300	0	18,300	16,185.73	7,974.43	-5,860.16	132.0%*
10155	67200	Util-Gas	2,000	0	2,000	2,728.77	2,271.23	-3,000.00	250.0%*
10155	67400	Util-Telep	5,100	0	5,100	3,734.22	2,585.78	-1,220.00	123.9%*
10155	67500	Util-water	7,000	0	7,000	4,429.04	3,570.96	-1,000.00	114.3%*
TOTAL Garage			1,604,237	63,257	1,667,494	1,092,594.64	33,229.68	541,669.19	67.5%

YEAR-TO-DATE BUDGET REPORT

FOR 2023 08

ACCOUNTS FOR:	ORIGINAL	TRANFRS/	REVISED	YTD ACTUAL	ENCUMBRANCES	AVAILABLE	PCT
101 General Fund	APPROP	ADJSTMNTS	BUDGET			BUDGET	USE/COL

10156 Electrical

10156 50500 Labor-Regu	682,173	0	682,173	336,649.83	.00	345,523.17	49.3%
10156 51000 Labor-OT	7,110	0	7,110	3,496.02	.00	3,613.98	49.2%
10156 51100 Labor-DT	0	0	0	1,671.78	.00	-1,671.78	100.0%*
10156 52000 Labor-Vaca	0	0	0	23,359.19	.00	-23,359.19	100.0%*
10156 52100 Labor-Holi	0	0	0	22,588.96	.00	-22,588.96	100.0%*
10156 53000 Labor-Sick	0	0	0	22,350.90	.00	-22,350.90	100.0%*
10156 54000 Labor-Othe	2,000	0	2,000	2,989.20	.00	-989.20	149.5%*
10156 56000 Labor-Heal	0	19,015	19,015	19,014.78	.00	.00	100.0%
10156 58000 Associated	84,229	0	84,229	53,799.92	.00	30,429.08	63.9%
10156 58100 Associated	50,365	1,455	51,820	31,429.31	.00	20,390.32	60.7%
10156 58200 Associated	70,266	0	70,266	41,488.63	.00	28,777.37	59.0%
10156 58300 Associated	13,649	0	13,649	8,099.00	.00	5,550.00	59.3%
10156 58900 Associated	80	0	80	32.20	.00	47.80	40.3%
10156 61200 ConProf-Ge	2,600	0	2,600	273.78	2,105.94	220.28	91.5%
10156 64475 Ops-Materi	20,000	0	20,000	6,363.80	1,197.96	12,438.24	37.8%
10156 64775 Ops-Tools	0	0	0	722.03	.00	-722.03	100.0%*
10156 64800 Ops-Unifor	2,000	0	2,000	3,653.39	.00	-1,653.39	182.7%*
10156 64825 Ops-Vehicl	15,000	0	15,000	9,635.94	1,364.06	4,000.00	73.3%
10156 65000 Maint-Buil	900	0	900	967.21	471.55	-538.76	159.9%*
10156 65050 Maint-Equi	200	0	200	.00	.00	200.00	.0%
10156 65200 Maint-Leas	0	0	0	34.90	.00	-34.90	100.0%*
10156 65550 Maint-Vehi	10,000	0	10,000	5,871.59	1,830.60	2,297.81	77.0%
10156 66000 Empl-Dues	800	0	800	340.00	175.00	285.00	64.4%
10156 66100 Empl-Train	2,500	0	2,500	.00	.00	2,500.00	.0%
10156 66200 Empl-Per D	100	0	100	.00	.00	100.00	.0%
10156 66500 Empl-Perso	600	0	600	.00	335.00	265.00	55.8%
10156 67400 Util-Telep	1,500	0	1,500	958.30	1,011.70	-470.00	131.3%*
10156 80500 Cap-Equipm	110,000	0	110,000	.00	97,444.00	12,556.00	88.6%
TOTAL Electrical	1,076,072	20,469	1,096,541	595,790.66	105,935.81	394,814.94	64.0%

YEAR-TO-DATE BUDGET REPORT

FOR 2023 08

ACCOUNTS FOR:	ORIGINAL APPROP	TRANFRS/ADJSTMTS	REVISED BUDGET	YTD ACTUAL	ENCUMBRANCES	AVAILABLE BUDGET	PCT USE/COL
---------------	-----------------	------------------	----------------	------------	--------------	------------------	-------------

10157 Construction

10157 50500 Labor-Regu	808,017	0	808,017	403,657.10	.00	404,359.90	50.0%
10157 51000 Labor-OT	0	0	0	2,448.75	.00	-2,448.75	100.0%*
10157 51100 Labor-DT	0	0	0	603.04	.00	-603.04	100.0%*
10157 52000 Labor-Vaca	0	0	0	32,371.59	.00	-32,371.59	100.0%*
10157 52100 Labor-Holi	0	0	0	26,150.00	.00	-26,150.00	100.0%*
10157 53000 Labor-Sick	0	0	0	18,269.29	.00	-18,269.29	100.0%*
10157 54000 Labor-Othe	3,000	0	3,000	1,375.00	.00	1,625.00	45.8%
10157 55000 Labor-Allo	27,846	0	27,846	17,116.00	.00	10,730.00	61.5%
10157 56000 Labor-Heal	0	59,415	59,415	59,415.15	.00	.00	100.0%
10157 58000 Associated	253,191	0	253,191	149,399.84	.00	103,791.16	59.0%
10157 58100 Associated	57,784	4,545	62,329	38,790.88	.00	23,538.38	62.2%
10157 58200 Associated	83,231	0	83,231	49,167.77	.00	34,063.23	59.1%
10157 58300 Associated	16,167	0	16,167	9,599.22	.00	6,567.78	59.4%
10157 58900 Associated	120	0	120	50.60	.00	69.40	42.2%
10157 61200 ConProf-Ge	1,300	0	1,300	374.06	722.20	203.74	84.3%
10157 64475 Ops-Materi	20,000	0	20,000	4,150.43	757.38	15,092.19	24.5%
10157 64575 Ops-PPE	0	0	0	1,262.10	62.97	-1,325.07	100.0%*
10157 64775 Ops-Tools	0	0	0	2,076.14	.00	-2,076.14	100.0%*
10157 64800 Ops-Unifor	3,500	0	3,500	4,798.91	.00	-1,298.91	137.1%*
10157 64825 Ops-Vehicl	14,000	0	14,000	10,470.94	3,029.06	500.00	96.4%
10157 65000 Maint-Buil	900	0	900	1,289.52	.00	-389.52	143.3%*
10157 65050 Maint-Equi	15,500	0	15,500	6,832.28	428.55	8,239.17	46.8%
10157 65550 Maint-Vehi	18,500	0	18,500	9,557.25	1,551.95	7,390.80	60.0%
10157 66000 Empl-Dues	100	0	100	.00	.00	100.00	.0%
10157 66200 Empl-Per D	0	0	0	36.00	.00	-36.00	100.0%*
10157 66500 Empl-Perso	100	0	100	154.88	.00	-54.88	154.9%*
10157 67400 Util-Telep	1,400	0	1,400	358.39	1,041.61	.00	100.0%
10157 80500 Cap-Equipm	162,000	-6,033	155,967	.00	155,966.86	.00	100.0%
TOTAL Construction	1,486,656	57,927	1,544,583	849,775.13	163,560.58	531,247.56	65.6%

YEAR-TO-DATE BUDGET REPORT

FOR 2023 08

ACCOUNTS FOR:	ORIGINAL	TRANFRS/	REVISED			AVAILABLE	PCT
101 General Fund	APPROP	ADJSTMTS	BUDGET	YTD ACTUAL	ENCUMBRANCES	BUDGET	USE/COL

10158 Projects

10158 50500 Labor-Regu	643,879	0	643,879	287,054.66	.00	356,824.34	44.6%
10158 51000 Labor-OT	0	0	0	147.38	.00	-147.38	100.0%*
10158 52000 Labor-Vaca	0	0	0	9,150.60	.00	-9,150.60	100.0%*
10158 52100 Labor-Holi	0	0	0	17,582.72	.00	-17,582.72	100.0%*
10158 53000 Labor-Sick	0	0	0	7,858.82	.00	-7,858.82	100.0%*
10158 54000 Labor-Othe	2,000	0	2,000	625.00	.00	1,375.00	31.3%
10158 55000 Labor-Allo	5,550	0	5,550	2,687.50	.00	2,862.50	48.4%
10158 56000 Labor-Heal	0	18,101	18,101	18,101.31	.00	.00	100.0%
10158 58000 Associated	128,450	0	128,450	53,597.44	.00	74,852.56	41.7%
10158 58100 Associated	46,645	1,385	48,030	25,124.75	.00	22,905.00	52.3%
10158 58200 Associated	66,323	0	66,323	32,827.76	.00	33,495.24	49.5%
10158 58300 Associated	12,881	0	12,881	6,405.37	.00	6,475.63	49.7%
10158 58900 Associated	80	0	80	29.90	.00	50.10	37.4%
10158 61200 ConProf-Ge	10,000	0	10,000	.00	.00	10,000.00	.0%
10158 63100 Fees-Filin	500	0	500	.00	.00	500.00	.0%
10158 64475 Ops-Materi	0	0	0	2,134.02	90.00	-2,224.02	100.0%*
10158 64600 Ops-Postag	1,000	0	1,000	.00	.00	1,000.00	.0%
10158 64800 Ops-Unifor	750	0	750	.00	.00	750.00	.0%
10158 64825 Ops-Vehicl	15,000	0	15,000	10,956.48	6,543.52	-2,500.00	116.7%*
10158 65050 Maint-Equi	500	0	500	.00	.00	500.00	.0%
10158 65550 Maint-Vehi	4,500	0	4,500	1,564.18	.00	2,935.82	34.8%
10158 66000 Empl-Dues	3,750	0	3,750	190.00	.00	3,560.00	5.1%
10158 66100 Empl-Train	5,000	0	5,000	990.57	.00	4,009.43	19.8%
10158 66200 Empl-Per D	5,000	0	5,000	705.89	.00	4,294.11	14.1%
10158 66300 Empl-Milea	1,000	0	1,000	.00	.00	1,000.00	.0%
10158 66400 Empl-Trans	500	0	500	.00	.00	500.00	.0%
10158 66500 Empl-Perso	300	0	300	145.72	.00	154.28	48.6%
TOTAL Projects	953,608	19,486	973,094	477,880.07	6,633.52	488,580.47	49.8%

YEAR-TO-DATE BUDGET REPORT

FOR 2023 08			ORIGINAL	TRANFRS/	REVISED	YTD	ENCUMBRANCES	AVAILABLE	PCT
ACCOUNTS FOR:	General Fund	APPROX	ADJSTMTS	BUDGET	ACTUAL	BUDGET		BUDGET	USE/COL
10160 Planning & Regulation									
10160	50500	Labor-Regu	620,915	0	620,915	347,819.95	.00	273,095.05	56.0%
10160	52000	Labor-Vaca	0	0	0	28,400.43	.00	-28,400.43	100.0%*
10160	52100	Labor-Holi	0	0	0	22,399.52	.00	-22,399.52	100.0%*
10160	53000	Labor-Sick	0	0	0	13,433.32	.00	-13,433.32	100.0%*
10160	54000	Labor-Othe	2,250	0	2,250	2,311.00	.00	-61.00	102.7%*
10160	55000	Labor-Allo	3,300	0	3,300	6,800.00	.00	-3,500.00	206.1%*
10160	56000	Labor-Heal	0	26,158	26,158	26,158.05	.00	.00	100.0%
10160	58000	Associated	102,200	0	102,200	66,536.84	.00	35,663.16	65.1%
10160	58100	Associated	44,902	2,001	46,903	32,313.10	.00	14,589.99	68.9%
10160	58200	Associated	63,960	0	63,960	42,221.28	.00	21,738.72	66.0%
10160	58300	Associated	12,422	0	12,422	8,241.16	.00	4,180.84	66.3%
10160	58900	Associated	90	0	90	41.40	.00	48.60	46.0%
10160	61200	ConProf-Ge	204,000	0	204,000	120,256.24	76,622.40	7,121.36	96.5%
10160	61300	ConProf-De	300,000	0	300,000	96,356.65	3,935.26	199,708.09	33.4%
10160	61900	ConProf-Mi	0	0	0	250.00	.00	-250.00	100.0%*
10160	63100	Fees-Filin	1,000	0	1,000	75.00	.00	925.00	7.5%
10160	64475	Ops-Materi	30,000	0	30,000	9,960.04	1,393.00	18,646.96	37.8%
10160	64600	Ops-Postag	3,800	0	3,800	1,292.92	.00	2,507.08	34.0%
10160	64800	Ops-Unifor	400	0	400	1,056.41	.00	-656.41	264.1%*
10160	64825	Ops-Vehicl	5,000	0	5,000	1,626.98	3,373.02	.00	100.0%
10160	65000	Maint-Buil	10,000	0	10,000	4,975.07	1,721.21	3,303.72	67.0%
10160	65050	Maint-Equi	300	0	300	110.00	.00	190.00	36.7%
10160	65550	Maint-Vehi	3,000	0	3,000	613.55	772.07	1,614.38	46.2%
10160	66000	Empl-Dues	1,000	0	1,000	145.00	160.00	695.00	30.5%
10160	66100	Empl-Train	4,500	0	4,500	265.00	.00	4,235.00	5.9%
10160	66200	Empl-Per D	6,500	0	6,500	320.00	.00	6,180.00	4.9%
10160	66300	Empl-Milea	1,000	0	1,000	337.96	.00	662.04	33.8%
10160	66400	Empl-Trans	500	0	500	.00	.00	500.00	.0%
10160	66500	Empl-Perso	200	0	200	.00	.00	200.00	.0%
10160	67100	Util-Elect	9,700	0	9,700	8,851.08	1,764.68	-915.76	109.4%*
10160	67200	Util-Gas	2,000	0	2,000	3,054.81	4,212.89	-5,267.70	363.4%*
10160	67400	Util-Telep	19,300	0	19,300	8,628.95	5,164.66	5,506.39	71.5%
10160	67500	Util-Water	7,000	0	7,000	4,695.21	2,304.79	.00	100.0%
10160	80300	Cap-Improv	5,000	0	5,000	.00	.00	5,000.00	.0%
10160	80400	Cap-Infras	25,000	0	25,000	.00	.00	25,000.00	.0%
10160	80500	Cap-Equipm	289,530	0	289,530	.00	.00	289,530.33	.0%
TOTAL Planning & Regulation			1,778,769	28,159	1,806,928	859,546.92	101,423.98	845,957.57	53.2%

YEAR-TO-DATE BUDGET REPORT

FOR 2023 08							
ACCOUNTS FOR:	ORIGINAL	TRANFRS/	REVISED			AVAILABLE	PCT
101 General Fund	APPROP	ADJSTMNTS	BUDGET	YTD ACTUAL	ENCUMBRANCES	BUDGET	USE/COL
10161 Cemetery							
10161 61200 ConProf-Ge	0	0	0	.00	6,050.00	-6,050.00	100.0%*
10161 61900 ConProf-Mi	500,000	0	500,000	294,230.96	147,189.72	58,579.32	88.3%
10161 64425 Ops-Landsc	21,400	0	21,400	.00	.00	21,400.00	.0%
10161 64475 Ops-Materi	10,000	0	10,000	659.55	49.00	9,291.45	7.1%
10161 65000 Maint-Buil	300	0	300	.00	6.10	293.90	2.0%
10161 65050 Maint-Equi	100	0	100	.00	.00	100.00	.0%
10161 66000 Empl-Dues	400	0	400	.00	554.50	-154.50	138.6%*
10161 66500 Empl-Perso	100	0	100	.00	.00	100.00	.0%
10161 67100 Util-Elect	3,500	0	3,500	3,540.17	1,638.97	-1,679.14	148.0%*
10161 67400 Util-Telep	2,800	0	2,800	1,721.56	1,578.44	-500.00	117.9%*
10161 67500 Util-Water	105,000	0	105,000	83,900.43	48,705.29	-27,605.72	126.3%*
10161 80300 Cap-Improv	58,046	205,000	263,046	1,767.79	28,100.23	233,178.29	11.4%
10161 80400 Cap-Infras	31,226	25,000	56,226	47,929.30	9,044.97	-748.75	101.3%*
TOTAL Cemetery	732,872	230,000	962,872	433,749.76	242,917.22	286,204.85	70.3%
TOTAL General Fund	14,492,799	6,968,629	21,461,428	916,488.79	5,696,016.24	14,848,922.97	30.8%
TOTAL REVENUES	-55,611,013	-2,080,753	-57,691,766	-48,532,062.93	.00	-9,159,702.80	
TOTAL EXPENSES	70,103,812	9,049,382	79,153,194	49,448,551.72	5,696,016.24	24,008,625.77	

YEAR-TO-DATE BUDGET REPORT

FOR 2023 08

ACCOUNTS FOR:	ORIGINAL APPROP	TRANFRS/ ADJSTMTS	REVISED BUDGET	YTD ACTUAL	ENCUMBRANCES	AVAILABLE BUDGET	PCT USE/COL
200 GRT Capital Outlay							
200 GRT Capital Outlay							
200 30020 GRTR-Capit	-3,360,000	0	-3,360,000	-2,993,804.95	.00	-366,195.05	89.1%*
200 45000 Transfer-T	3,458,098	0	3,458,098	3,458,098.00	.00	.00	100.0%
TOTAL GRT Capital Outlay	98,098	0	98,098	464,293.05	.00	-366,195.05	473.3%

YEAR-TO-DATE BUDGET REPORT

FOR 2023 08

ACCOUNTS FOR:	ORIGINAL APPROP	TRANFRS/ ADJSTMTS	REVISED BUDGET	YTD ACTUAL	ENCUMBRANCES	AVAILABLE BUDGET	PCT USE/COL
200 GRT Capital Outlay							
20000 GRT Capital Outlay							
20000 63225 Fees-NMTRD	103,000	0	103,000	121,987.10	.00	-18,987.10	118.4%*
20000 80300 Cap-Improv	123,216	375,000	498,216	68,903.48	13,999.47	415,312.93	16.6%
TOTAL GRT Capital Outlay	226,216	375,000	601,216	190,890.58	13,999.47	396,325.83	34.1%
TOTAL GRT Capital Outlay	324,314	375,000	699,314	655,183.63	13,999.47	30,130.78	95.7%
TOTAL REVENUES	-3,360,000	0	-3,360,000	-2,993,804.95	.00	-366,195.05	
TOTAL EXPENSES	3,684,314	375,000	4,059,314	3,648,988.58	13,999.47	396,325.83	

YEAR-TO-DATE BUDGET REPORT

FOR 2023 08

ACCOUNTS FOR:	ORIGINAL APPROP	TRANFRS/ ADJSTMTS	REVISED BUDGET	YTD ACTUAL	ENCUMBRANCES	AVAILABLE BUDGET	PCT USE/COL
---------------	-----------------	-------------------	----------------	------------	--------------	------------------	-------------

201 Capital Projects

201 36040 Interest-M	-3,000	0	-3,000	-2,795.60	.00	-204.40	93.2%*
201 37135 State-Legi	-4,187,975	0	-4,187,975	-377,125.90	.00	-3,810,849.10	9.0%*
201 37150 State-NMDO	0	-2,850,000	-2,850,000	.00	.00	-2,850,000.00	.0%*
201 37199 State-Misc	0	0	0	-93,112.47	.00	93,112.47	100.0%
TOTAL Capital Projects	-4,190,975	-2,850,000	-7,040,975	-473,033.97	.00	-6,567,941.03	6.7%

YEAR-TO-DATE BUDGET REPORT

FOR 2023 08							
ACCOUNTS FOR:	ORIGINAL	TRANFRS/	REVISED			AVAILABLE	PCT
201 Capital Projects	APPROP	ADJSTMTS	BUDGET	YTD ACTUAL	ENCUMBRANCES	BUDGET	USE/COL
20101 Capital Projects							
20101 80100 Cap-Land	0	250,000	250,000	14,477.68	143,601.05	91,921.27	63.2%
20101 80300 Cap-Improv	3,766,660	0	3,766,660	47,563.11	241,783.41	3,477,313.78	7.7%
20101 80400 Cap-Infras	0	3,000,000	3,000,000	.00	.00	3,000,000.00	.0%
20101 80500 Cap-Equipm	1,237,024	0	1,237,024	499,659.58	234.48	737,129.94	40.4%
TOTAL Capital Projects	5,003,684	3,250,000	8,253,684	561,700.37	385,618.94	7,306,364.99	11.5%
TOTAL Capital Projects	812,709	400,000	1,212,709	88,666.40	385,618.94	738,423.96	39.1%
TOTAL REVENUES	-4,190,975	-2,850,000	-7,040,975	-473,033.97	.00	-6,567,941.03	
TOTAL EXPENSES	5,003,684	3,250,000	8,253,684	561,700.37	385,618.94	7,306,364.99	

YEAR-TO-DATE BUDGET REPORT

FOR 2023 08

ACCOUNTS FOR:	ORIGINAL APPROP	TRANFRS/ ADJSTMTS	REVISED BUDGET	YTD ACTUAL	ENCUMBRANCES	AVAILABLE BUDGET	PCT USE/COL
202 Airport Improvements							
202 Airport Improvements							
202 35000 AP-BMB	0	0	0	-38,450.07	.00	38,450.07	100.0%
202 35010 AP-Boutiqu	-3,600	0	-3,600	-3,930.00	.00	330.00	109.2%
202 35020 AP-Celtech	-2,200	0	-2,200	-1,596.16	.00	-603.84	72.6%*
202 35021 AP-CNB	0	0	0	-50.00	.00	50.00	100.0%
202 35022 AP-Danfort	-1,200	0	-1,200	-700.00	.00	-500.00	58.3%*
202 35030 AP-Fed Exp	-3,700	0	-3,700	-2,540.02	.00	-1,159.98	68.6%*
202 35040 AP-Chandle	-4,800	0	-4,800	-3,270.52	.00	-1,529.48	68.1%*
202 35050 Air Method	-2,000	0	-2,000	-1,567.60	.00	-432.40	78.4%*
202 37145 State-NM A	0	-20,000	-20,000	.00	.00	-20,000.00	.0%*
202 37150 State-NMDO	-184,710	-675,309	-860,019	-6,273.00	.00	-853,746.00	.7%*
202 37200 Federal-FA	-3,872,580	275,903	-3,596,677	-118,793.87	.00	-3,477,883.13	3.3%*
202 40000 Trans-IN	-300,000	0	-300,000	-300,000.00	.00	.00	100.0%
TOTAL Airport Improvements	-4,374,790	-419,406	-4,794,196	-477,171.24	.00	-4,317,024.76	10.0%

YEAR-TO-DATE BUDGET REPORT

FOR 2023 08

ACCOUNTS FOR:	ORIGINAL APPROP	TRANFRS/ ADJSTMTS	REVISED BUDGET	YTD ACTUAL	ENCUMBRANCES	AVAILABLE BUDGET	PCT USE/COL
202 Airport Improvements							
20202 Airport Improvements							
20202 61200 ConProf-Ge	50,000	0	50,000	.00	.00	50,000.00	.0%
20202 64475 Ops-Materi	1,000	0	1,000	.00	.00	1,000.00	.0%
20202 65900 Maint-Misc	70,000	22,222	92,222	.00	.00	92,222.00	.0%
20202 80300 Cap-Improv	37,221	0	37,221	36,148.40	.00	1,072.63	97.1%
20202 80400 Cap-Infras	4,064,840	361,527	4,426,367	.00	297,237.11	4,129,129.89	6.7%
TOTAL Airport Improvements	4,223,061	383,749	4,606,810	36,148.40	297,237.11	4,273,424.52	7.2%
TOTAL Airport Improvements	-151,729	-35,657	-187,386	-441,022.84	297,237.11	-43,600.24	76.7%
TOTAL REVENUES	-4,374,790	-419,406	-4,794,196	-477,171.24	.00	-4,317,024.76	
TOTAL EXPENSES	4,223,061	383,749	4,606,810	36,148.40	297,237.11	4,273,424.52	

YEAR-TO-DATE BUDGET REPORT

FOR 2023 08

ACCOUNTS FOR:	ORIGINAL APPROP	TRANFRS/ ADJSTMTS	REVISED BUDGET	YTD ACTUAL	ENCUMBRANCES	AVAILABLE BUDGET	PCT USE/COL
220 Landfill-Reserve							
220 Landfill-Reserve							
220 36000 CD's	0	0	0	-31,122.34	.00	31,122.34	100.0%
220 37010 County-Lan	-111,000	0	-111,000	-111,000.00	.00	.00	100.0%
220 40000 Trans-IN	-111,000	0	-111,000	-111,000.00	.00	.00	100.0%
TOTAL Landfill-Reserve	-222,000	0	-222,000	-253,122.34	.00	31,122.34	114.0%
TOTAL Landfill-Reserve	-222,000	0	-222,000	-253,122.34	.00	31,122.34	114.0%
TOTAL REVENUES	-222,000	0	-222,000	-253,122.34	.00	31,122.34	

YEAR-TO-DATE BUDGET REPORT

FOR 2023 08

ACCOUNTS FOR:	ORIGINAL APPROP	TRANFRS/ ADJSTMTS	REVISED BUDGET	YTD ACTUAL	ENCUMBRANCES	AVAILABLE BUDGET	PCT USE/COL
230 Landfill-Closure							
23030 Landfill-Closure							
23030 61200 ConProf-Ge	15,000	0	15,000	9,237.81	6,762.19	-1,000.00	106.7%*
23030 61350 ConProf-En	10,000	0	10,000	.00	.00	10,000.00	.0%
23030 61600 ConProf-Me	25,000	0	25,000	.00	.00	25,000.00	.0%
23030 63200 Fees-Groun	40,000	0	40,000	14,965.96	10,034.04	15,000.00	62.5%
23030 64375 Ops-Landfi	10,000	0	10,000	3,075.70	4,924.30	2,000.00	80.0%
23030 65050 Maint-Equi	10,000	0	10,000	.00	.00	10,000.00	.0%
TOTAL Landfill-Closure	110,000	0	110,000	27,279.47	21,720.53	61,000.00	44.5%
TOTAL Landfill-Closure	110,000	0	110,000	27,279.47	21,720.53	61,000.00	44.5%
TOTAL EXPENSES	110,000	0	110,000	27,279.47	21,720.53	61,000.00	

YEAR-TO-DATE BUDGET REPORT

FOR 2023 08								
ACCOUNTS FOR:	ORIGINAL	TRANFRS/	REVISED			ENCUMBRANCES	AVAILABLE	PCT
240 Landfill-Construction	APPROP	ADJSTMTS	BUDGET	YTD	ACTUAL		BUDGET	USE/COL
240 Landfill-Construction								
240 40000 Trans-IN	-1,000,000	0	-1,000,000	-1,000,000.00		.00	.00	100.0%
TOTAL Landfill-Construction	-1,000,000	0	-1,000,000	-1,000,000.00		.00	.00	100.0%

YEAR-TO-DATE BUDGET REPORT

FOR 2023 08

ACCOUNTS FOR:	ORIGINAL APPROP	TRANFRS/ ADJSTMTS	REVISED BUDGET	YTD ACTUAL	ENCUMBRANCES	AVAILABLE BUDGET	PCT USE/COL
240 Landfill-Construction							
24040 Landfill-Construction							
24040 64400 ops-Landfi	550,000	1,000,000	1,550,000	1,112,635.56	333,407.72	103,956.72	93.3%
TOTAL Landfill-Construction	550,000	1,000,000	1,550,000	1,112,635.56	333,407.72	103,956.72	93.3%
TOTAL Landfill-Construction	-450,000	1,000,000	550,000	112,635.56	333,407.72	103,956.72	81.1%
TOTAL REVENUES	-1,000,000	0	-1,000,000	-1,000,000.00	.00	.00	
TOTAL EXPENSES	550,000	1,000,000	1,550,000	1,112,635.56	333,407.72	103,956.72	

YEAR-TO-DATE BUDGET REPORT

FOR 2023 08

ACCOUNTS FOR:	ORIGINAL APPROP	TRANFRS/ ADJSTMTS	REVISED BUDGET	YTD ACTUAL	ENCUMBRANCES	AVAILABLE BUDGET	PCT USE/COL
300 Sports Complex							
300 Sports Complex							
300 30030 GRTR-Infra	-2,173,000	0	-2,173,000	-1,590,850.33	.00	-582,149.67	73.2%*
300 34310 Concession	-8,000	0	-8,000	-3,874.50	.00	-4,125.50	48.4%*
300 40000 Trans-IN	0	-20,296	-20,296	-20,295.99	.00	.00	100.0%
TOTAL Sports Complex	-2,181,000	-20,296	-2,201,296	-1,615,020.82	.00	-586,275.17	73.4%

YEAR-TO-DATE BUDGET REPORT

FOR 2023 08

ACCOUNTS FOR:	ORIGINAL APPROP	TRANFRS/ADJSTMTS	REVISED BUDGET	YTD ACTUAL	ENCUMBRANCES	AVAILABLE BUDGET	PCT USE/COL
300 Sports Complex							
30000 Sports Complex							
30000 50500 Labor-Regu	533,732	0	533,732	266,308.25	.00	267,423.75	49.9%
30000 51000 Labor-OT	10,483	0	10,483	806.10	.00	9,676.90	7.7%
30000 52000 Labor-Vaca	0	0	0	12,006.06	.00	-12,006.06	100.0%*
30000 52100 Labor-Holi	0	0	0	12,333.23	.00	-12,333.23	100.0%*
30000 53000 Labor-Sick	0	0	0	6,566.64	.00	-6,566.64	100.0%*
30000 54000 Labor-Othe	1,750	0	1,750	750.00	.00	1,000.00	42.9%
30000 55000 Labor-Allo	8,390	0	8,390	5,134.00	.00	3,256.00	61.2%
30000 56000 Labor-Heal	0	18,854	18,854	18,853.68	.00	.00	100.0%
30000 58000 Associated	87,050	0	87,050	56,677.53	.00	30,372.47	65.1%
30000 58100 Associated	40,688	1,442	42,130	23,222.98	.00	18,907.33	55.1%
30000 58200 Associated	34,081	0	34,081	21,098.41	.00	12,982.59	61.9%
30000 58300 Associated	6,620	0	6,620	4,117.76	.00	2,502.24	62.2%
30000 58900 Associated	130	0	130	41.40	.00	88.60	31.8%
30000 61200 ConProf-Ge	171,000	0	171,000	105,510.26	80,672.39	-15,182.65	108.9%*
30000 63225 Fees-NMTRD	52,000	0	52,000	61,813.03	.00	-9,813.03	118.9%*
30000 64425 Ops-Landsc	10,000	0	10,000	2,881.48	.00	7,118.52	28.8%
30000 64475 Ops-Materi	60,000	0	60,000	14,862.59	9,990.25	35,147.16	41.4%
30000 64575 Ops-PPE	0	0	0	87.71	73.08	-160.79	100.0%*
30000 64775 Ops-Tools	4,500	0	4,500	1,890.95	505.07	2,103.98	53.2%
30000 64800 Ops-Unifor	3,700	0	3,700	2,358.13	.00	1,341.87	63.7%
30000 64825 Ops-Vehicl	15,000	0	15,000	9,236.75	10,763.25	-5,000.00	133.3%*
30000 65000 Maint-Buil	5,000	0	5,000	947.17	113.06	3,939.77	21.2%
30000 65050 Maint-Equi	27,000	0	27,000	6,504.66	400.45	20,094.89	25.6%
30000 65500 Maint-Turf	64,000	0	64,000	9,289.68	2,224.70	52,485.62	18.0%
30000 65550 Maint-Vehi	1,000	0	1,000	662.28	695.10	-357.38	135.7%*
30000 66100 Empl-Train	1,000	0	1,000	535.00	.00	465.00	53.5%
30000 66200 Empl-Per D	700	0	700	.00	.00	700.00	.0%
30000 66500 Empl-Perso	500	0	500	.00	222.08	277.92	44.4%
30000 67100 Util-Elect	90,000	50,000	140,000	88,904.21	50,560.82	534.97	99.6%
30000 67400 Util-Telep	6,400	0	6,400	2,440.02	2,065.98	1,894.00	70.4%
30000 67500 Util-water	30,000	0	30,000	18,829.90	8,670.10	2,500.00	91.7%
30000 80100 Cap-Land	995,000	0	995,000	3,386.91	698.88	990,914.21	.4%
30000 80500 Cap-Equipm	160,000	0	160,000	.00	.00	160,000.00	.0%
TOTAL Sports Complex	2,419,724	70,296	2,490,020	758,056.77	167,655.21	1,564,308.01	37.2%
TOTAL Sports Complex	238,724	50,000	288,724	-856,964.05	167,655.21	978,032.84	-238.7%
TOTAL REVENUES	-2,181,000	-20,296	-2,201,296	-1,615,020.82	.00	-586,275.17	
TOTAL EXPENSES	2,419,724	70,296	2,490,020	758,056.77	167,655.21	1,564,308.01	

YEAR-TO-DATE BUDGET REPORT

FOR 2023 08

ACCOUNTS FOR:	ORIGINAL APPROP	TRANFRS/ADJSTMTS	REVISED BUDGET	YTD ACTUAL	ENCUMBRANCES	AVAILABLE BUDGET	PCT USE/COL
---------------	-----------------	------------------	----------------	------------	--------------	------------------	-------------

320 Streets Improvement

320 30200 Muni Count	-345,000	0	-345,000	-322,545.72	.00	-22,454.28	93.5%*
320 30210 Muni Rd	-215,000	0	-215,000	-164,433.47	.00	-50,566.53	76.5%*
320 30310 Tax-Auto L	-74,000	0	-74,000	-85,508.08	.00	11,508.08	115.6%
320 36040 Interest-M	0	0	0	-9,241.02	.00	9,241.02	100.0%
320 37135 State-Legi	-938,865	0	-938,865	-691,195.59	.00	-247,669.41	73.6%*
320 37150 State-NMDO	-728,692	-60,000	-788,692	.00	.00	-788,692.00	.0%*
TOTAL Streets Improvement	-2,301,557	-60,000	-2,361,557	-1,272,923.88	.00	-1,088,633.12	53.9%

YEAR-TO-DATE BUDGET REPORT

FOR 2023 08

ACCOUNTS FOR:	ORIGINAL APPROP	TRANFRS/ ADJSTMTS	REVISED BUDGET	YTD ACTUAL	ENCUMBRANCES	AVAILABLE BUDGET	PCT USE/COL
320 Streets Improvement							
32020 Streets Improvement							
32020 64990 Ops-Misc	80,000	0	80,000	.00	.00	80,000.00	.0%
32020 65050 Maint-Equi	20,000	0	20,000	.00	.00	20,000.00	.0%
32020 65900 Maint-Misc	250,000	0	250,000	35,271.42	.00	214,728.58	14.1%
32020 80400 Cap-Infras	6,933,392	1,080,000	8,013,392	4,236,402.20	673,149.13	3,103,841.10	61.3%
TOTAL Streets Improvement	7,283,392	1,080,000	8,363,392	4,271,673.62	673,149.13	3,418,569.68	59.1%
TOTAL Streets Improvement	4,981,835	1,020,000	6,001,835	2,998,749.74	673,149.13	2,329,936.56	61.2%
TOTAL REVENUES	-2,301,557	-60,000	-2,361,557	-1,272,923.88	.00	-1,088,633.12	
TOTAL EXPENSES	7,283,392	1,080,000	8,363,392	4,271,673.62	673,149.13	3,418,569.68	

YEAR-TO-DATE BUDGET REPORT

FOR 2023 08

ACCOUNTS FOR:	ORIGINAL APPROP	TRANFRS/ ADJSTMTS	REVISED BUDGET	YTD ACTUAL	ENCUMBRANCES	AVAILABLE BUDGET	PCT USE/COL
350 Local Government Correction							
350 Local Government Correction							
350 33004 Fees-Court	-600,000	0	-600,000	-377,376.00	.00	-222,624.00	62.9%*
350 33009 Fees-Local	-160,000	0	-160,000	-100,494.00	.00	-59,506.00	62.8%*
350 33010 Fees-Notar	0	0	0	-6.00	.00	6.00	100.0%
TOTAL Local Government Correction	-760,000	0	-760,000	-477,876.00	.00	-282,124.00	62.9%

YEAR-TO-DATE BUDGET REPORT

FOR 2023 08

ACCOUNTS FOR:	ORIGINAL APPROP	TRANFRS/ ADJSTMTS	REVISED BUDGET	YTD ACTUAL	ENCUMBRANCES	AVAILABLE BUDGET	PCT USE/COL
350 Local Government Correction							
35050 Local Government Correction							
35050 62000 Prisoners-	500,000	0	500,000	261,630.00	197,415.00	40,955.00	91.8%
35050 62100 Prisoners-	25,000	0	25,000	.00	.00	25,000.00	.0%
TOTAL Local Government Correction	525,000	0	525,000	261,630.00	197,415.00	65,955.00	87.4%
TOTAL Local Government Correction	-235,000	0	-235,000	-216,246.00	197,415.00	-216,169.00	8.0%
TOTAL REVENUES	-760,000	0	-760,000	-477,876.00	.00	-282,124.00	
TOTAL EXPENSES	525,000	0	525,000	261,630.00	197,415.00	65,955.00	

YEAR-TO-DATE BUDGET REPORT

FOR 2023 08

ACCOUNTS FOR:	ORIGINAL	TRANFRS/	REVISED			ENCUMBRANCES	AVAILABLE	PCT
360 Cannabis Fund	APPROP	ADJSTMTS	BUDGET	YTD	ACTUAL		BUDGET	USE/COL
360 Cannabis Fund								
360 30350 Cannabis	0	0	0	-238,384.85		.00	238,384.85	100.0%
TOTAL Cannabis Fund	0	0	0	-238,384.85		.00	238,384.85	100.0%

YEAR-TO-DATE BUDGET REPORT

FOR 2023 08								
ACCOUNTS FOR:	ORIGINAL	TRANFRS/	REVISED				AVAILABLE	PCT
360 Cannabis Fund	APPROP	ADJSTMTS	BUDGET	YTD ACTUAL	ENCUMBRANCES	BUDGET	USE/COL	
36060 Cannabis Fund								
36060 63226 Fees-CAN	0	10,000	10,000	3,925.58	.00	6,074.42	39.3%	
TOTAL Cannabis Fund	0	10,000	10,000	3,925.58	.00	6,074.42	39.3%	
TOTAL Cannabis Fund	0	10,000	10,000	-234,459.27	.00	244,459.27	-2344.6%	
TOTAL REVENUES	0	0	0	-238,384.85	.00	238,384.85		
TOTAL EXPENSES	0	10,000	10,000	3,925.58	.00	6,074.42		

YEAR-TO-DATE BUDGET REPORT

FOR 2023 08

ACCOUNTS FOR:	ORIGINAL APPROP	TRANFRS/ ADJSTMTS	REVISED BUDGET	YTD ACTUAL	ENCUMBRANCES	AVAILABLE BUDGET	PCT USE/COL
400 Disaster Preparedness							
400 Disaster Preparedness							
400 36000 Interest-C	0	0	0	-2,278.69	.00	2,278.69	100.0%
TOTAL Disaster Preparedness	0	0	0	-2,278.69	.00	2,278.69	100.0%

YEAR-TO-DATE BUDGET REPORT

FOR 2023 08								
ACCOUNTS FOR:	ORIGINAL	TRANFRS/	REVISED				AVAILABLE	PCT
400 Disaster Preparedness	APPROP	ADJSTMTS	BUDGET	YTD ACTUAL	ENCUMBRANCES		BUDGET	USE/COL
40000 Disaster Preparedness								
40000 61200 ConProf-Ge	1,500,000	0	1,500,000	1,500,000.00	.00		.00	100.0%
TOTAL Disaster Preparedness	1,500,000	0	1,500,000	1,500,000.00	.00		.00	100.0%
TOTAL Disaster Preparedness	1,500,000	0	1,500,000	1,497,721.31	.00		2,278.69	99.8%
TOTAL REVENUES	0	0	0	-2,278.69	.00		2,278.69	
TOTAL EXPENSES	1,500,000	0	1,500,000	1,500,000.00	.00		.00	

YEAR-TO-DATE BUDGET REPORT

FOR 2023 08

ACCOUNTS FOR:	ORIGINAL APPROP	TRANFRS/ ADJSTMTS	REVISED BUDGET	YTD ACTUAL	ENCUMBRANCES	AVAILABLE BUDGET	PCT USE/COL
401 Insurance							
401 Insurance							
401 38012 Misc-Reimb	0	-20,070	-20,070	-61,661.64	.00	41,591.64	307.2%
401 40000 Trans-IN	-1,000,000	0	-1,000,000	-1,000,000.00	.00	.00	100.0%
TOTAL Insurance	-1,000,000	-20,070	-1,020,070	-1,061,661.64	.00	41,591.64	104.1%

YEAR-TO-DATE BUDGET REPORT

FOR 2023 08									
ACCOUNTS FOR:		ORIGINAL	TRANFRS/	REVISED			AVAILABLE	PCT	
401	Insurance	APPROP	ADJSTMTS	BUDGET	YTD ACTUAL	ENCUMBRANCES	BUDGET	USE/COL	
40101 Insurance									
40101	60200	Insur-Admi	20,000	0	20,000	15,911.62	10,364.55	-6,276.17	131.4%*
40101	60205	Insur-Airp	5,700	0	5,700	.00	6,985.00	-1,285.00	122.5%*
40101	60210	Insur-Auto	129,134	0	129,134	27,828.00	.00	101,306.00	21.5%
40101	60215	Insur-Auto	115,182	0	115,182	96,408.00	.00	18,774.00	83.7%
40101	60220	Insur-Clai	200,000	0	200,000	40,092.63	.00	159,907.37	20.0%
40101	60225	Insur-Crim	2,109	0	2,109	4,666.00	.00	-2,557.00	221.2%*
40101	60230	Insur-EDP	10,359	0	10,359	12,431.00	.00	-2,072.00	120.0%*
40101	60235	Insur-Fine	54,029	0	54,029	10,946.00	.00	43,083.00	20.3%
40101	60245	Insur-Inla	18,711	0	18,711	27,181.00	.00	-8,470.00	145.3%*
40101	60250	Insur-Law	264,920	0	264,920	215,739.00	.00	49,181.00	81.4%
40101	60255	Insur-Liab	224,535	0	224,535	344,313.87	.00	-119,778.87	153.3%*
40101	60265	Insur-Pro	0	0	0	2,034.00	.00	-2,034.00	100.0%*
40101	60270	Insur-Prop	308,565	0	308,565	266,808.00	.00	41,757.00	86.5%
40101	60275	Insur-Publ	174,514	0	174,514	188,564.50	.00	-14,050.50	108.1%*
40101	60280	Insur-Unem	2,000	0	2,000	.00	.00	2,000.00	.0%
40101	60285	Insur-Unin	130,000	0	130,000	.00	.00	130,000.00	.0%
TOTAL Insurance			1,659,758	0	1,659,758	1,252,923.62	17,349.55	389,484.83	76.5%
TOTAL Insurance			659,758	-20,070	639,688	191,261.98	17,349.55	431,076.47	32.6%
TOTAL REVENUES			-1,000,000		-1,020,070	-1,061,661.64	.00	41,591.64	
TOTAL EXPENSES			1,659,758	0	1,659,758	1,252,923.62	17,349.55	389,484.83	

YEAR-TO-DATE BUDGET REPORT

FOR 2023 08

ACCOUNTS FOR:	ORIGINAL APPROP	TRANFRS/ ADJSTMTS	REVISED BUDGET	YTD ACTUAL	ENCUMBRANCES	AVAILABLE BUDGET	PCT USE/COL
402 Workers' Compensation							
402 Workers' Compensation							
402 36000 Interest-C	0	0	0	-1,905.03	.00	1,905.03	100.0%
402 40000 Trans-IN	-1,250,000	0	-1,250,000	-1,250,000.00	.00	.00	100.0%
TOTAL Workers' Compensation	-1,250,000	0	-1,250,000	-1,251,905.03	.00	1,905.03	100.2%

YEAR-TO-DATE BUDGET REPORT

FOR 2023 08

ACCOUNTS FOR:	ORIGINAL APPROP	TRANFRS/ ADJSTMTS	REVISED BUDGET	YTD ACTUAL	ENCUMBRANCES	AVAILABLE BUDGET	PCT USE/COL
402 Workers' Compensation							
40202 workers' Compensation							
40202 60100 WC-Admin	20,000	0	20,000	11,907.13	9,751.99	-1,659.12	108.3%*
40202 60110 WC-Excess	225,000	0	225,000	206,741.00	.00	18,259.00	91.9%
40202 60120 WC-Expense	30,000	0	30,000	31,717.85	.00	-1,717.85	105.7%*
40202 60130 WC-Medical	160,000	0	160,000	141,332.06	143.00	18,524.94	88.4%
40202 60140 WC-Settlem	100,000	0	100,000	.00	.00	100,000.00	.0%
40202 60150 WC-weekly	100,000	0	100,000	130,893.80	.00	-30,893.80	130.9%*
TOTAL workers' Compensation	635,000	0	635,000	522,591.84	9,894.99	102,513.17	83.9%
TOTAL workers' Compensation	-615,000	0	-615,000	-729,313.19	9,894.99	104,418.20	117.0%
TOTAL REVENUES	-1,250,000	0	-1,250,000	-1,251,905.03	.00	1,905.03	
TOTAL EXPENSES	635,000	0	635,000	522,591.84	9,894.99	102,513.17	

YEAR-TO-DATE BUDGET REPORT

FOR 2023 08

ACCOUNTS FOR:	ORIGINAL APPROP	TRANFRS/ ADJSTMTS	REVISED BUDGET	YTD ACTUAL	ENCUMBRANCES	AVAILABLE BUDGET	PCT USE/COL
---------------	-----------------	-------------------	----------------	------------	--------------	------------------	-------------

420 Health Insurance

420 36040 Interest-M	0	0	0	-2,705.41	.00	2,705.41	100.0%
420 38006 Misc-Healt	-1,615,000	0	-1,615,000	-1,020,196.79	.00	-594,803.21	63.2%*
420 38010 Misc-HI-Ci	-5,000,000	0	-5,000,000	-3,060,608.86	.00	-1,939,391.14	61.2%*
420 38012 Misc-Reimb	0	0	0	-17,621.19	.00	17,621.19	100.0%
420 45000 Transfer-T	0	1,534,945	1,534,945	1,534,944.53	.00	.00	100.0%
TOTAL Health Insurance	-6,615,000	1,534,945	-5,080,055	-2,566,187.72	.00	-2,513,867.75	50.5%

YEAR-TO-DATE BUDGET REPORT

FOR 2023 08

ACCOUNTS FOR:	ORIGINAL APPROP	TRANFRS/ ADJSTMTS	REVISED BUDGET	YTD ACTUAL	ENCUMBRANCES	AVAILABLE BUDGET	PCT USE/COL
420 Health Insurance							
42020 Health Insurance							
42020 60200 Insur-Admi	50,000	0	50,000	45,252.26	.00	4,747.74	90.5%
42020 60220 Insur-Clai	6,550,000	0	6,550,000	2,742,330.43	.00	3,807,669.57	41.9%
TOTAL Health Insurance	6,600,000	0	6,600,000	2,787,582.69	.00	3,812,417.31	42.2%
TOTAL Health Insurance	-15,000	1,534,945	1,519,945	221,394.97	.00	1,298,549.56	14.6%
TOTAL REVENUES	-6,615,000	0	-6,615,000	-4,101,132.25	.00	-2,513,867.75	
TOTAL EXPENSES	6,600,000	1,534,945	8,134,945	4,322,527.22	.00	3,812,417.31	

YEAR-TO-DATE BUDGET REPORT

FOR 2023 08

ACCOUNTS FOR:	ORIGINAL APPROP	TRANFRS/ ADJSTMTS	REVISED BUDGET	YTD ACTUAL	ENCUMBRANCES	AVAILABLE BUDGET	PCT USE/COL
500 Fire Protection							
500 Fire Protection							
500 37125 State-Fire	-667,066	0	-667,066	-667,066.00	.00	.00	100.0%
TOTAL Fire Protection	-667,066	0	-667,066	-667,066.00	.00	.00	100.0%

YEAR-TO-DATE BUDGET REPORT

FOR 2023 08								
ACCOUNTS FOR:	ORIGINAL	TRANFRS/	REVISED			AVAILABLE	PCT	
500 Fire Protection	APPROP	ADJSTMTS	BUDGET	YTD ACTUAL	ENCUMBRANCES	BUDGET	USE/COL	
50000 Fire Protection								
50000 64475 Ops-Materi	0	50,000	50,000	.00	1,207.10	48,792.90	2.4%	
50000 65550 Maint-Vehi	0	50,000	50,000	.00	14.38	49,985.62	.0%	
50000 80200 Cap-Buildi	0	25,000	25,000	.00	19,672.54	5,327.46	78.7%	
50000 80500 Cap-Equipm	1,577,500	68,387	1,645,887	36,418.27	1,436,089.00	173,379.73	89.5%	
TOTAL Fire Protection	1,577,500	193,387	1,770,887	36,418.27	1,456,983.02	277,485.71	84.3%	
TOTAL Fire Protection	910,434	193,387	1,103,821	-630,647.73	1,456,983.02	277,485.71	74.9%	
TOTAL REVENUES	-667,066	0	-667,066	-667,066.00	.00	.00		
TOTAL EXPENSES	1,577,500	193,387	1,770,887	36,418.27	1,456,983.02	277,485.71		

YEAR-TO-DATE BUDGET REPORT

FOR 2023 08

ACCOUNTS FOR:	ORIGINAL APPROP	TRANFRS/ ADJSTMTS	REVISED BUDGET	YTD ACTUAL	ENCUMBRANCES	AVAILABLE BUDGET	PCT USE/COL
501 Emergency Medical Services							
501 Emergency Medical Services							
501 37115 State-EMS	-20,000	0	-20,000	-20,000.00	.00	.00	100.0%
501 45000 Tran-TO-E	13,411	0	13,411	13,411.00	.00	.00	100.0%
TOTAL Emergency Medical Services	-6,589	0	-6,589	-6,589.00	.00	.00	100.0%

YEAR-TO-DATE BUDGET REPORT

FOR 2023 08

ACCOUNTS FOR:	ORIGINAL APPROP	TRANFRS/ADJSTMTS	REVISED BUDGET	YTD ACTUAL	ENCUMBRANCES	AVAILABLE BUDGET	PCT USE/COL
501 Emergency Medical Services							
50101 Emergency Medical Services							
50101 80500 Cap-Equipm	20,000	0	20,000	17,885.00	.00	2,115.00	89.4%
TOTAL Emergency Medical Services	20,000	0	20,000	17,885.00	.00	2,115.00	89.4%
TOTAL Emergency Medical Services	13,411	0	13,411	11,296.00	.00	2,115.00	84.2%
TOTAL REVENUES	-20,000	0	-20,000	-20,000.00	.00	.00	
TOTAL EXPENSES	33,411	0	33,411	31,296.00	.00	2,115.00	

YEAR-TO-DATE BUDGET REPORT

FOR 2023 08

ACCOUNTS FOR:	ORIGINAL APPROP	TRANFRS/ ADJSTMTS	REVISED BUDGET	YTD ACTUAL	ENCUMBRANCES	AVAILABLE BUDGET	PCT USE/COL
---------------	-----------------	-------------------	----------------	------------	--------------	------------------	-------------

520 Law Enforcement Protection

520 37130 State-Law	-112,000	0	-112,000	-712,000.00	.00	600,000.00	635.7%
520 37199 State-Misc	0	-625,565	-625,565	.00	.00	-625,565.15	.0%*
520 45000 Transfer-T	0	625,565	625,565	625,565.15	.00	.00	100.0%
TOTAL Law Enforcement Protection	-112,000	0	-112,000	-86,434.85	.00	-25,565.15	77.2%

YEAR-TO-DATE BUDGET REPORT

FOR 2023 08

ACCOUNTS FOR:	ORIGINAL APPROP	TRANFRS/ ADJSTMTS	REVISED BUDGET	YTD ACTUAL	ENCUMBRANCES	AVAILABLE BUDGET	PCT USE/COL
520 Law Enforcement Protection							
52020 Law Enforcement Protection							
52020 64000 Ops-Ammo/R	0	0	0	5,512.50	.00	-5,512.50	100.0%*
52020 64525 Ops-Police	22,400	0	22,400	20,222.42	14,165.45	-11,987.87	153.5%*
52020 66100 Empl-Train	89,600	0	89,600	6,270.00	7,840.00	75,490.00	15.7%
52020 66200 Empl-Per D	0	0	0	19,891.47	2,600.00	-22,491.47	100.0%*
TOTAL Law Enforcement Protection	112,000	0	112,000	51,896.39	24,605.45	35,498.16	68.3%
TOTAL Law Enforcement Protection	0	0	0	-34,538.46	24,605.45	9,933.01	100.0%
TOTAL REVENUES	-112,000	-625,565	-737,565	-712,000.00	.00	-25,565.15	
TOTAL EXPENSES	112,000	625,565	737,565	677,461.54	24,605.45	35,498.16	

YEAR-TO-DATE BUDGET REPORT

FOR 2023 08

ACCOUNTS FOR:	ORIGINAL APPROP	TRANFRS/ ADJSTMTS	REVISED BUDGET	YTD ACTUAL	ENCUMBRANCES	AVAILABLE BUDGET	PCT USE/COL
550 Beautification							
550 Beautification							
550 37105 State-Beau	-35,000	0	-35,000	-15,177.03	.00	-19,822.97	43.4%*
550 40000 Trans-IN	-50,000	0	-50,000	-50,000.00	.00	.00	100.0%
TOTAL Beautification	-85,000	0	-85,000	-65,177.03	.00	-19,822.97	76.7%

YEAR-TO-DATE BUDGET REPORT

FOR 2023 08

ACCOUNTS FOR:	ORIGINAL APPROP	TRANFRS/ADJSTMTS	REVISED BUDGET	YTD ACTUAL	ENCUMBRANCES	AVAILABLE BUDGET	PCT USE/COL
550 Beautification							
55050 Beautification							
55050 61000 ConProf-Ad	5,000	0	5,000	5,404.05	1,993.52	-2,397.57	148.0%*
55050 61200 ConProf-Ge	28,000	0	28,000	37,721.37	3,950.00	-13,671.37	148.8%*
55050 64425 Ops-Landsc	3,280	0	3,280	.00	.00	3,280.00	.0%
55050 64475 Ops-Materi	29,150	0	29,150	14,719.36	1,492.61	12,938.03	55.6%
55050 65550 Maint-Vehi	0	0	0	66.64	.00	-66.64	100.0%*
55050 66000 Empl-Dues	220	0	220	1,030.00	.00	-810.00	468.2%*
55050 66100 Empl-Train	2,500	0	2,500	625.00	.00	1,875.00	25.0%
55050 66200 Empl-Per D	1,000	0	1,000	.00	.00	1,000.00	.0%
TOTAL Beautification	69,150	0	69,150	59,566.42	7,436.13	2,147.45	96.9%
TOTAL Beautification	-15,850	0	-15,850	-5,610.61	7,436.13	-17,675.52	-11.5%
TOTAL REVENUES	-85,000	0	-85,000	-65,177.03	.00	-19,822.97	
TOTAL EXPENSES	69,150	0	69,150	59,566.42	7,436.13	2,147.45	

YEAR-TO-DATE BUDGET REPORT

FOR 2023 08

ACCOUNTS FOR:	ORIGINAL APPROP	TRANFRS/ ADJSTMTS	REVISED BUDGET	YTD ACTUAL	ENCUMBRANCES	AVAILABLE BUDGET	PCT USE/COL
---------------	-----------------	-------------------	----------------	------------	--------------	------------------	-------------

570 Municipal Transit

570 33017 Fees-Trans	-25,000	0	-25,000	-27,331.50	.00	2,331.50	109.3%
570 33018 Contract F	-2,000	0	-2,000	-9,697.50	.00	7,697.50	484.9%
570 37220 5311 Admin	-166,450	0	-166,450	-91,445.26	.00	-75,004.74	54.9%*
570 37230 5311 Op	-505,000	0	-505,000	-314,307.36	.00	-190,692.64	62.2%*
570 37235 5311 Cap	-2,005,668	-20,924	-2,026,592	.00	.00	-2,026,592.00	.0%*
570 40000 Trans-IN	-600,000	-38,511	-638,511	-638,510.87	.00	.00	100.0%
TOTAL Municipal Transit	-3,304,118	-59,435	-3,363,553	-1,081,292.49	.00	-2,282,260.38	32.1%

YEAR-TO-DATE BUDGET REPORT

FOR 2023 08

ACCOUNTS FOR:	ORIGINAL APPROP	TRANFRS/ADJSTMTS	REVISED BUDGET	YTD ACTUAL	ENCUMBRANCES	AVAILABLE BUDGET	PCT USE/COL
---------------	-----------------	------------------	----------------	------------	--------------	------------------	-------------

57070 Municipal Transit

57070 50500 Labor-Regu	820,011	0	820,011	448,914.33	.00	371,096.67	54.7%
57070 51000 Labor-OT	4,987	0	4,987	3,211.03	.00	1,775.97	64.4%
57070 52000 Labor-Vaca	0	0	0	26,918.97	.00	-26,918.97	100.0%*
57070 52100 Labor-Holi	0	0	0	23,060.05	.00	-23,060.05	100.0%*
57070 53000 Labor-Sick	0	0	0	22,930.99	.00	-22,930.99	100.0%*
57070 54000 Labor-Othe	3,625	0	3,625	1,860.45	.00	1,764.55	51.3%
57070 55000 Labor-Allo	3,428	0	3,428	2,354.00	.00	1,074.00	68.7%
57070 56000 Labor-Heal	0	35,774	35,774	35,774.15	.00	.00	100.0%
57070 58000 Associated	139,524	0	139,524	90,704.66	.00	48,819.34	65.0%
57070 58100 Associated	59,748	2,737	62,485	40,685.93	.00	21,798.79	65.1%
57070 58200 Associated	71,895	0	71,895	46,508.07	.00	25,386.93	64.7%
57070 58300 Associated	13,970	0	13,970	9,076.94	.00	4,893.06	65.0%
57070 58900 Associated	260	0	260	103.50	.00	156.50	39.8%
57070 61000 ConProf-Ad	0	0	0	1,505.28	1,310.72	-2,816.00	100.0%*
57070 61200 ConProf-Ge	25,000	0	25,000	4,756.26	1,148.48	19,095.26	23.6%
57070 61900 ConProf-Mi	0	0	0	290.64	302.36	-593.00	100.0%*
57070 63100 Fees-Filin	200	0	200	.00	.00	200.00	.0%
57070 64115 Ops-Comp H	0	0	0	18,205.41	69.90	-18,275.31	100.0%*
57070 64425 Ops-Landsc	0	0	0	430.58	.00	-430.58	100.0%*
57070 64475 Ops-Materi	20,000	0	20,000	7,866.88	1,048.97	11,084.15	44.6%
57070 64575 Ops-PPE	0	0	0	315.33	.00	-315.33	100.0%*
57070 64600 Ops-Postag	200	0	200	37.03	.00	162.97	18.5%
57070 64775 Ops-Tools	4,000	0	4,000	559.48	238.98	3,201.54	20.0%
57070 64800 Ops-Unifor	2,000	0	2,000	536.13	.00	1,463.87	26.8%
57070 64825 Ops-Vehicl	120,000	0	120,000	53,836.18	26,163.82	40,000.00	66.7%
57070 64990 Ops-Misc	0	0	0	387.07	600.00	-987.07	100.0%*
57070 65000 Maint-Buil	4,500	0	4,500	1,366.66	.00	3,133.34	30.4%
57070 65050 Maint-Equi	100	0	100	.00	.00	100.00	.0%
57070 65500 Maint-Turf	0	0	0	99.95	.00	-99.95	100.0%*
57070 65550 Maint-Vehi	33,000	0	33,000	34,830.77	5,063.28	-6,894.05	120.9%*
57070 66000 Empl-Dues	800	0	800	400.00	.00	400.00	50.0%
57070 66100 Empl-Train	2,000	0	2,000	.00	.00	2,000.00	.0%
57070 66200 Empl-Per D	1,600	0	1,600	891.00	.00	709.00	55.7%
57070 66500 Empl-Perso	1,000	0	1,000	167.42	1,101.00	-268.42	126.8%*
57070 67100 Util-Elect	5,000	0	5,000	3,333.27	1,994.00	-327.27	106.5%*
57070 67200 Util-Gas	1,400	0	1,400	2,154.99	845.01	-1,600.00	214.3%*
57070 67400 Util-Telep	5,000	0	5,000	2,827.24	2,053.89	118.87	97.6%
57070 67500 Util-water	2,500	0	2,500	1,462.53	937.47	100.00	96.0%
57070 80300 Cap-Improv	8,435	0	8,435	.00	.00	8,435.00	.0%
57070 80500 Cap-Equipm	1,750,604	20,924	1,771,528	7,200.07	191,326.81	1,573,001.12	11.2%

YEAR-TO-DATE BUDGET REPORT

FOR 2023 08								
ACCOUNTS FOR:		ORIGINAL	TRANFRS/	REVISED			AVAILABLE	PCT
570	Municipal Transit	APPROP	ADJSTMTS	BUDGET	YTD ACTUAL	ENCUMBRANCES	BUDGET	USE/COL
	TOTAL Municipal Transit	3,104,787	59,435	3,164,222	895,563.24	234,204.69	2,034,453.94	35.7%
	TOTAL Municipal Transit	-199,331	0	-199,331	-185,729.25	234,204.69	-247,806.44	-24.3%
	TOTAL REVENUES	-3,304,118	-59,435	-3,363,553	-1,081,292.49	.00	-2,282,260.38	
	TOTAL EXPENSES	3,104,787	59,435	3,164,222	895,563.24	234,204.69	2,034,453.94	

YEAR-TO-DATE BUDGET REPORT

FOR 2023 08								
ACCOUNTS FOR:	ORIGINAL	TRANFRS/	REVISED				AVAILABLE	PCT
580 CDBG Grant	APPROP	ADJSTMTS	BUDGET	YTD ACTUAL	ENCUMBRANCES	BUDGET	USE/COL	
580 CDBG Grant								
580 37199 State-Misc	-161,704	0	-161,704	.00	.00	-161,703.57	.0%*	
580 37290 Federal-Mi	-54,848	0	-54,848	.00	.00	-54,848.00	.0%*	
TOTAL CDBG Grant	-216,552	0	-216,552	.00	.00	-216,551.57	.0%	

YEAR-TO-DATE BUDGET REPORT

FOR 2023 08

ACCOUNTS FOR:	ORIGINAL APPROP	TRANFRS/ ADJSTMTS	REVISED BUDGET	YTD ACTUAL	ENCUMBRANCES	AVAILABLE BUDGET	PCT USE/COL
580 CDBG Grant							
58080 CDBG Grant							
58080 80200 Cap-Buildi	45,882	0	45,882	45,881.54	.00	.00	100.0%
58080 80300 Cap-Improv	61,117	0	61,117	60,859.14	.00	258.27	99.6%
TOTAL CDBG Grant	106,999	0	106,999	106,740.68	.00	258.27	99.8%
TOTAL CDBG Grant	-109,553	0	-109,553	106,740.68	.00	-216,293.30	-97.4%
TOTAL REVENUES	-216,552	0	-216,552	.00	.00	-216,551.57	
TOTAL EXPENSES	106,999	0	106,999	106,740.68	.00	258.27	

YEAR-TO-DATE BUDGET REPORT

FOR 2023 08

ACCOUNTS FOR:	ORIGINAL APPROP	TRANFRS/ ADJSTMTS	REVISED BUDGET	YTD ACTUAL	ENCUMBRANCES	AVAILABLE BUDGET	PCT USE/COL
---------------	-----------------	-------------------	----------------	------------	--------------	------------------	-------------

590 American Rescue Plan Act

590 37199 State-Misc	-3,681,801	0	-3,681,801	-3,681,801.00	.00	.00	100.0%
590 45000 Transfer-T	3,681,801	0	3,681,801	3,681,801.00	.00	.00	100.0%
TOTAL American Rescue Plan Act	0	0	0	.00	.00	.00	.0%
TOTAL American Rescue Plan Act	0	0	0	.00	.00	.00	.0%
TOTAL REVENUES	-3,681,801	0	-3,681,801	-3,681,801.00	.00	.00	
TOTAL EXPENSES	3,681,801	0	3,681,801	3,681,801.00	.00	.00	

YEAR-TO-DATE BUDGET REPORT

FOR 2023 08

ACCOUNTS FOR:	ORIGINAL APPROP	TRANFRS/ ADJSTMTS	REVISED BUDGET	YTD ACTUAL	ENCUMBRANCES	AVAILABLE BUDGET	PCT USE/COL
600 LT-Promotional							
600 LT-Promotional							
600 30400 LT-Promo	-750,000	0	-750,000	-744,038.09	.00	-5,961.91	99.2%*
600 30401 LT-Pro-Pen	0	0	0	-2,063.36	.00	2,063.36	100.0%
TOTAL LT-Promotional	-750,000	0	-750,000	-746,101.45	.00	-3,898.55	99.5%

YEAR-TO-DATE BUDGET REPORT

FOR 2023 08							
ACCOUNTS FOR:	ORIGINAL	TRANFRS/	REVISED			AVAILABLE	PCT
600 LT-Promotional	APPROP	ADJSTMTS	BUDGET	YTD ACTUAL	ENCUMBRANCES	BUDGET	USE/COL
60000 LT-Promotional							
60000 68400 LT-Promo-C	333,918	65,000	398,918	179,783.78	70,015.76	149,118.46	62.6%
60000 68700 LT-Promo-O	938,215	267,300	1,205,515	656,610.58	514,460.72	34,443.70	97.1%
60000 80500 Cap-Equipm	1,500,000	0	1,500,000	371,126.01	567,525.99	561,348.00	62.6%
TOTAL LT-Promotional	2,772,133	332,300	3,104,433	1,207,520.37	1,152,002.47	744,910.16	76.0%
TOTAL LT-Promotional	2,022,133	332,300	2,354,433	461,418.92	1,152,002.47	741,011.61	68.5%
TOTAL REVENUES	-750,000	0	-750,000	-746,101.45	.00	-3,898.55	
TOTAL EXPENSES	2,772,133	332,300	3,104,433	1,207,520.37	1,152,002.47	744,910.16	

YEAR-TO-DATE BUDGET REPORT

FOR 2023 08

ACCOUNTS FOR:	ORIGINAL APPROP	TRANFRS/ ADJSTMTS	REVISED BUDGET	YTD ACTUAL	ENCUMBRANCES	AVAILABLE BUDGET	PCT USE/COL
650 LT-Non Promotional							
650 LT-Non Promotional							
650 30402 LT-NP	-1,100,000	0	-1,100,000	-1,116,058.18	.00	16,058.18	101.5%
650 30403 LT-NP Pen	0	0	0	-3,095.07	.00	3,095.07	100.0%
TOTAL LT-Non Promotional	-1,100,000	0	-1,100,000	-1,119,153.25	.00	19,153.25	101.7%

YEAR-TO-DATE BUDGET REPORT

FOR 2023 08

ACCOUNTS FOR:	ORIGINAL APPROP	TRANFRS/ ADJSTMTS	REVISED BUDGET	YTD ACTUAL	ENCUMBRANCES	AVAILABLE BUDGET	PCT USE/COL
650 LT-Non Promotional							
65000 LT-Non Promotional							
65000 61200 ConProf-Ge	2,500	0	2,500	4,599.00	.00	-2,099.00	184.0%*
65000 68400 LT-City	347,500	0	347,500	297,239.78	30,000.00	20,260.22	94.2%
65000 68700 LT-Outside	459,500	0	459,500	211,456.00	248,044.00	.00	100.0%
65000 80300 Cap-Improv	1,677,513	0	1,677,513	1,297,629.84	276,058.59	103,824.53	93.8%
65000 80500 Cap-Equipm	40,000	0	40,000	.00	.00	40,000.00	.0%
TOTAL LT-Non Promotional	2,527,013	0	2,527,013	1,810,924.62	554,102.59	161,985.75	93.6%
TOTAL LT-Non Promotional	1,427,013	0	1,427,013	691,771.37	554,102.59	181,139.00	87.3%
TOTAL REVENUES	-1,100,000	0	-1,100,000	-1,119,153.25	.00	19,153.25	
TOTAL EXPENSES	2,527,013	0	2,527,013	1,810,924.62	554,102.59	161,985.75	

YEAR-TO-DATE BUDGET REPORT

FOR 2023 08

ACCOUNTS FOR:	ORIGINAL APPROP	TRANFRS/ ADJSTMTS	REVISED BUDGET	YTD ACTUAL	ENCUMBRANCES	AVAILABLE BUDGET	PCT USE/COL
---------------	-----------------	-------------------	----------------	------------	--------------	------------------	-------------

680 LT-Discretionary

680 30404 LT-Discret	-1,100,000	0	-1,100,000	-910,191.45	.00	-189,808.55	82.7%*
680 30405 LT-DisPen	0	0	0	-1,249.03	.00	1,249.03	100.0%
680 45000 Tran-TO-E	0	150,000	150,000	150,000.00	.00	.00	100.0%
TOTAL LT-Discretionary	-1,100,000	150,000	-950,000	-761,440.48	.00	-188,559.52	80.2%

YEAR-TO-DATE BUDGET REPORT

FOR 2023 08							
ACCOUNTS FOR:	ORIGINAL	TRANFRS/	REVISED			AVAILABLE	PCT
680 LT-Discretionary	APPROP	ADJSTMTS	BUDGET	YTD ACTUAL	ENCUMBRANCES	BUDGET	USE/COL
68000 LT-Discretionary							
68000 80300 Cap-Build	300,000	1,050,000	1,350,000	717,305.59	298,622.36	334,072.05	75.3%
TOTAL LT-Discretionary	300,000	1,050,000	1,350,000	717,305.59	298,622.36	334,072.05	75.3%
TOTAL LT-Discretionary	-800,000	1,200,000	400,000	-44,134.89	298,622.36	145,512.53	63.6%
TOTAL REVENUES	-1,100,000	0	-1,100,000	-911,440.48	.00	-188,559.52	
TOTAL EXPENSES	300,000	1,200,000	1,500,000	867,305.59	298,622.36	334,072.05	

YEAR-TO-DATE BUDGET REPORT

FOR 2023 08

ACCOUNTS FOR:	ORIGINAL APPROP	TRANFRS/ ADJSTMTS	REVISED BUDGET	YTD ACTUAL	ENCUMBRANCES	AVAILABLE BUDGET	PCT USE/COL
700 Water & Sewer							
700 Water & Sewer							
700 33006 Fees-Late	-84,000	0	-84,000	-176,602.41	.00	92,602.41	210.2%
700 33008 Fees-Lien	-500	0	-500	-409.24	.00	-90.76	81.8%*
700 33011 Fees-NSF	-2,000	0	-2,000	-1,141.19	.00	-858.81	57.1%*
700 33019 W&S Connec	0	0	0	-3,751.40	.00	3,751.40	100.0%
700 33020 W&S Reconn	0	0	0	-76,890.14	.00	76,890.14	100.0%
700 33021 W&S Tap Fe	-110,000	0	-110,000	-96,431.54	.00	-13,568.46	87.7%*
700 34200 Septage	-510,000	0	-510,000	-326,673.02	.00	-183,326.98	64.1%*
700 34210 Effluent	-2,000	0	-2,000	-6,686.90	.00	4,686.90	334.3%
700 34220 Services-C	-5,500,000	0	-5,500,000	-4,265,205.85	.00	-1,234,794.15	77.5%*
700 34230 Services-L	0	0	0	-13,393.25	.00	13,393.25	100.0%
700 34240 Services-D	-1,000,000	0	-1,000,000	-790,068.33	.00	-209,931.67	79.0%*
700 34250 Services-S	-4,900,000	0	-4,900,000	-3,651,972.60	.00	-1,248,027.40	74.5%*
700 34260 W&S Analys	-37,000	0	-37,000	-28,601.41	.00	-8,398.59	77.3%*
700 36000 CD Interes	0	0	0	-12,697.29	.00	12,697.29	100.0%
700 36040 Interest-M	-16,000	0	-16,000	-63,689.94	.00	47,689.94	398.1%
700 37135 State-Legi	-7,448,401	0	-7,448,401	.00	.00	-7,448,401.00	.0%*
700 37191 State-NMED	-376,323	0	-376,323	-6,141.08	.00	-370,181.92	1.6%*
700 38007 Misc-Long/	0	0	0	104.50	.00	-104.50	100.0%*
700 38090 Misc-All O	0	0	0	-3,122.89	.00	3,122.89	100.0%
700 40000 Trans-IN	-1,500,000	-188,134	-1,688,134	-1,688,134.28	.00	.00	100.0%
700 45000 Transfer-T	350,000	0	350,000	350,000.00	.00	.00	100.0%
TOTAL Water & Sewer	-21,136,224	-188,134	-21,324,358	-10,861,508.26	.00	-10,462,850.02	50.9%

YEAR-TO-DATE BUDGET REPORT

FOR 2023 08

ACCOUNTS FOR:	ORIGINAL APPROP	TRANFRS/ADJSTMTS	REVISED BUDGET	YTD ACTUAL	ENCUMBRANCES	AVAILABLE BUDGET	PCT USE/COL
700 Water & Sewer							
70000 Water							
70000 50500 Labor-Regu	1,780,525	0	1,780,525	891,529.40	.00	888,995.60	50.1%
70000 51000 Labor-OT	173,741	0	173,741	128,042.92	.00	45,698.08	73.7%
70000 51100 Labor-DT	0	0	0	9,165.74	.00	-9,165.74	100.0%*
70000 52000 Labor-Vaca	0	0	0	105,422.61	.00	-105,422.61	100.0%*
70000 52100 Labor-Holi	0	0	0	55,583.39	.00	-55,583.39	100.0%*
70000 53000 Labor-Sick	0	0	0	54,691.21	.00	-54,691.21	100.0%*
70000 54000 Labor-Othe	6,750	0	6,750	5,618.00	.00	1,132.00	83.2%
70000 55000 Labor-Allo	31,282	0	31,282	28,231.50	.00	3,050.50	90.2%
70000 56000 Labor-Heal	0	90,233	90,233	87,547.22	.00	2,685.59	97.0%
70000 58000 Associated	369,690	0	369,690	223,865.28	.00	145,824.72	60.6%
70000 58100 Associated	142,613	6,714	149,327	98,313.22	.00	51,014.26	65.8%
70000 58200 Associated	182,491	0	182,491	110,833.93	.00	71,657.07	60.7%
70000 58300 Associated	35,448	0	35,448	21,634.70	.00	13,813.30	61.0%
70000 58900 Associated	270	0	270	123.30	.00	146.70	45.7%
70000 61200 ConProf-Ge	279,000	0	279,000	177,513.34	216,361.12	-114,874.46	141.2%*
70000 61550 ConProf-Le	0	0	0	1,850.32	.00	-1,850.32	100.0%*
70000 61900 ConProf-Mi	0	0	0	774.80	505.20	-1,280.00	100.0%*
70000 63350 Fees-Water	83,800	0	83,800	50,784.63	1,000.00	32,015.37	61.8%
70000 63400 Fees-Water	20,000	0	20,000	20,000.00	.00	.00	100.0%
70000 63900 Fees-Misc	0	0	0	.00	375.00	-375.00	100.0%*
70000 64075 Ops-Books	0	0	0	.00	792.08	-792.08	100.0%*
70000 64115 Ops-Comp H	0	0	0	123.81	.00	-123.81	100.0%*
70000 64425 Ops-Landsc	3,000	0	3,000	3,125.04	2,249.00	-2,374.04	179.1%*
70000 64475 Ops-Materi	200,000	0	200,000	100,871.64	51,580.77	47,547.59	76.2%
70000 64575 Ops-PPE	15,000	0	15,000	10,001.94	317.19	4,680.87	68.8%
70000 64600 Ops-Postag	19,900	0	19,900	19,041.04	4,963.21	-4,104.25	120.6%*
70000 64675 Ops-Safety	5,000	0	5,000	592.55	2,190.95	2,216.50	55.7%
70000 64775 Ops-Tools	30,000	0	30,000	31,071.95	6,438.32	-7,510.27	125.0%*
70000 64800 Ops-Unifor	14,500	0	14,500	6,429.49	.00	8,070.51	44.3%
70000 64825 Ops-Vehicl	75,000	0	75,000	57,273.69	50,226.31	-32,500.00	143.3%*
70000 64990 Ops-Misc	0	0	0	635.01	.00	-635.01	100.0%*
70000 65000 Maint-Buil	30,000	0	30,000	32,223.40	5,514.18	-7,737.58	125.8%*
70000 65050 Maint-Equi	130,000	0	130,000	49,005.62	30,904.30	50,090.08	61.5%
70000 65350 Maint-Serv	640,000	0	640,000	236,318.90	23,401.47	380,279.63	40.6%
70000 65550 Maint-Vehi	90,000	0	90,000	54,924.57	11,206.99	23,868.44	73.5%
70000 65900 Maint-Misc	0	0	0	90.00	.00	-90.00	100.0%*
70000 66000 Empl-Dues	3,800	0	3,800	2,161.00	2,705.00	-1,066.00	128.1%*
70000 66100 Empl-Train	7,000	0	7,000	973.00	3,300.00	2,727.00	61.0%
70000 66200 Empl-Per D	1,500	0	1,500	.00	.00	1,500.00	.0%
70000 66500 Empl-Perso	200	0	200	516.18	35.75	-351.93	276.0%*

YEAR-TO-DATE BUDGET REPORT

FOR 2023 08							
ACCOUNTS FOR:	ORIGINAL APPROP	TRANFRS/ ADJSTMTS	REVISED BUDGET	YTD ACTUAL	ENCUMBRANCES	AVAILABLE BUDGET	PCT USE/COL
700 Water & Sewer							
70000 67100 Util-Elect	550,000	0	550,000	371,579.66	368,633.63	-190,213.29	134.6%*
70000 67200 Util-Gas	5,000	0	5,000	2,921.14	578.86	1,500.00	70.0%
70000 67400 Util-Telep	40,000	0	40,000	21,932.86	22,689.81	-4,622.67	111.6%*
70000 67500 Util-Water	5,000	0	5,000	1,959.15	840.85	2,200.00	56.0%
70000 80300 Cap-Improv	147,717	0	147,717	63,705.96	7,895.42	76,115.96	48.5%
70000 80400 Cap-Infras	5,490,308	200,000	5,690,308	1,897,264.87	1,531,377.13	2,261,665.97	60.3%
70000 80500 Cap-Equipm	295,920	0	295,920	106,644.59	174,609.00	14,666.59	95.0%
TOTAL Water	10,904,455	296,947	11,201,403	5,142,912.57	2,520,691.54	3,537,798.67	68.4%

YEAR-TO-DATE BUDGET REPORT

FOR 2023 08								
ACCOUNTS FOR:	ORIGINAL	TRANFRS/	REVISED	YTD	ENCUMBRANCES	AVAILABLE	PCT	
700 Water & Sewer	APPROP	ADJSTMNTS	BUDGET	ACTUAL		BUDGET	USE/COL	
70001 waste water								
70001 50500 Labor-Regu	680,379	0	680,379	334,662.32	.00	345,716.68	49.2%	
70001 51000 Labor-OT	13,141	0	13,141	6,316.74	.00	6,824.26	48.1%	
70001 51100 Labor-DT	0	0	0	12,777.74	.00	-12,777.74	100.0%*	
70001 52000 Labor-Vaca	0	0	0	19,425.66	.00	-19,425.66	100.0%*	
70001 52100 Labor-Holi	0	0	0	24,604.74	.00	-24,604.74	100.0%*	
70001 53000 Labor-Sick	0	0	0	18,100.52	.00	-18,100.52	100.0%*	
70001 54000 Labor-Othe	2,250	0	2,250	875.00	.00	1,375.00	38.9%	
70001 55000 Labor-Allo	11,024	0	11,024	7,132.50	.00	3,891.50	64.7%	
70001 56000 Labor-Heal	0	29,651	29,651	29,650.62	.00	.00	100.0%	
70001 58000 Associated	162,786	0	162,786	74,186.45	.00	88,599.55	45.6%	
70001 58100 Associated	50,910	2,268	53,178	32,830.98	.00	20,347.29	61.7%	
70001 58200 Associated	69,865	0	69,865	39,718.63	.00	30,146.37	56.9%	
70001 58300 Associated	13,570	0	13,570	7,753.48	.00	5,816.52	57.1%	
70001 58900 Associated	100	0	100	39.10	.00	60.90	39.1%	
70001 61200 ConProf-Ge	36,000	0	36,000	12,923.54	4,023.78	19,052.68	47.1%	
70001 61900 ConProf-Mi	0	0	0	419.74	380.26	-800.00	100.0%*	
70001 63300 Fees-Publi	1,000	0	1,000	.00	.00	1,000.00	.0%	
70001 64425 Ops-Landsc	0	0	0	155.18	320.00	-475.18	100.0%*	
70001 64475 Ops-Materi	90,000	0	90,000	69,866.42	9,364.26	10,769.32	88.0%	
70001 64575 Ops-PPE	5,000	0	5,000	234.38	.00	4,765.62	4.7%	
70001 64600 Ops-Postag	18,500	0	18,500	18,035.00	4,715.00	-4,250.00	123.0%*	
70001 64675 Ops-Safety	0	0	0	1,314.00	.00	-1,314.00	100.0%*	
70001 64775 Ops-Tools	30,000	0	30,000	26.12	.00	29,973.88	.1%	
70001 64800 Ops-Unifor	3,300	0	3,300	3,529.19	.00	-229.19	106.9%*	
70001 64825 Ops-Vehicl	5,500	0	5,500	2,858.48	3,141.52	-500.00	109.1%*	
70001 64990 Ops-Misc	0	0	0	-.01	.00	.01	100.0%	
70001 65000 Maint-Buil	8,500	0	8,500	2,236.14	1,511.80	4,752.06	44.1%	
70001 65050 Maint-Equi	200,000	0	200,000	70,421.75	32,299.43	97,278.82	51.4%	
70001 65350 Maint-Serv	0	0	0	31.75	.00	-31.75	100.0%*	
70001 65550 Maint-Vehi	5,000	0	5,000	2,365.90	.00	2,634.10	47.3%	
70001 66000 Empl-Dues	1,600	0	1,600	.00	318.00	1,282.00	19.9%	
70001 66100 Empl-Train	5,000	0	5,000	600.00	.00	4,400.00	12.0%	
70001 66200 Empl-Per D	4,200	0	4,200	1,288.00	.00	2,912.00	30.7%	
70001 66500 Empl-Perso	300	0	300	955.11	150.00	-805.11	368.4%*	
70001 67100 Util-Elect	110,000	0	110,000	86,269.32	77,461.36	-53,730.68	148.8%*	
70001 67400 Util-Telep	5,000	0	5,000	2,835.94	1,366.46	797.60	84.0%	
70001 67500 Util-water	1,000	0	1,000	671.68	828.32	-500.00	150.0%*	
70001 80400 Cap-Infras	550,000	0	550,000	.00	.00	550,000.00	.0%	
70001 80500 Cap-Equipm	685,135	0	685,135	106,625.60	251,376.11	327,132.86	52.3%	
TOTAL Waste Water	2,769,060	31,919	2,800,978	991,737.71	387,256.30	1,421,984.45	49.2%	

YEAR-TO-DATE BUDGET REPORT

FOR 2023 08								
ACCOUNTS FOR:		ORIGINAL	TRANFRS/	REVISED			AVAILABLE	PCT
700	Water & Sewer	APPROP	ADJSTMTS	BUDGET	YTD ACTUAL	ENCUMBRANCES	BUDGET	USE/COL
70002 Double Eagle								
70002	50500	Labor-Regu		524,733	283,771.08	.00	240,961.92	54.1%
70002	51000	Labor-OT		56,364	55,287.44	.00	1,076.56	98.1%
70002	51100	Labor-DT		0	5,247.70	.00	-5,247.70	100.0%*
70002	52000	Labor-Vaca		0	13,155.21	.00	-13,155.21	100.0%*
70002	52100	Labor-Holi		0	11,583.38	.00	-11,583.38	100.0%*
70002	53000	Labor-Sick		0	5,907.74	.00	-5,907.74	100.0%*
70002	54000	Labor-Othe		2,000	1,532.00	.00	468.00	76.6%
70002	55000	Labor-Allo		8,268	4,929.00	.00	3,339.00	59.6%
70002	56000	Labor-Heal		0	25,406	.00	.00	100.0%
70002	58000	Associated		122,487	64,226.64	.00	58,260.36	52.4%
70002	58100	Associated		42,391	44,335	.00	15,022.49	66.1%
70002	58200	Associated		51,975	31,124.15	.00	20,850.85	59.9%
70002	58300	Associated		10,096	6,075.32	.00	4,020.68	60.2%
70002	58900	Associated		80	32.20	.00	47.80	40.3%
70002	61200	ConProf-Ge		84,000	12,376.20	43,465.15	28,158.65	66.5%
70002	64475	Ops-Materi		46,700	7,180.72	1,267.77	38,251.51	18.1%
70002	64575	Ops-PPE		5,000	1,806.46	.00	3,193.54	36.1%
70002	64600	Ops-Postag		200	94.80	.00	105.20	47.4%
70002	64775	Ops-Tools		10,000	3,287.81	398.92	6,313.27	36.9%
70002	64800	Ops-Unifor		2,800	953.00	.00	1,847.00	34.0%
70002	64825	Ops-Vehicl		43,000	22,667.66	27,332.34	-7,000.00	116.3%*
70002	65000	Maint-Buil		0	106.19	.00	-106.19	100.0%*
70002	65050	Maint-Equi		70,000	21,518.10	1,040.34	47,441.56	32.2%
70002	65350	Maint-Serv		80,000	18,035.25	.00	61,964.75	22.5%
70002	65550	Maint-Vehi		20,000	20,353.67	2,257.45	-2,611.12	113.1%*
70002	66000	Empl-Dues		700	318.00	182.00	200.00	71.4%
70002	66100	Empl-Train		3,000	.00	500.00	2,500.00	16.7%
70002	66200	Empl-Per D		100	60.00	.00	40.00	60.0%
70002	66500	Empl-Perso		400	.00	.00	400.00	.0%
70002	67100	Util-Elect		100,000	92,937.08	46,262.92	-39,200.00	139.2%*
70002	67200	Util-Gas		1,000	660.75	1,039.25	-700.00	170.0%*
70002	67400	Util-Telep		2,200	3,154.86	6,745.14	-7,700.00	450.0%*
70002	67500	Util-Water		500	205.79	819.96	-525.75	205.2%*
70002	80400	Cap-Infras		3,700,000	122,482.82	132,256.18	3,445,261.00	6.9%
70002	80500	Cap-Equipm		350,000	150,000	.00	150,000.00	.0%
TOTAL Double Eagle		5,337,994	-172,651	5,165,343	865,788.74	263,567.42	4,035,987.05	21.9%

YEAR-TO-DATE BUDGET REPORT

FOR 2023 08								
ACCOUNTS FOR:		ORIGINAL	TRANFRS/	REVISED	YTD	ENCUMBRANCES	AVAILABLE	PCT
700	Water & Sewer	APPROP	ADJSTMTS	BUDGET	ACTUAL		BUDGET	USE/COL
70003 Collection System								
70003	50500	Labor-Regu						
70003	51000	Labor-OT						
70003	51100	Labor-DT						
70003	52000	Labor-Vaca						
70003	52100	Labor-Holi						
70003	53000	Labor-Sick						
70003	54000	Labor-Othe						
70003	55000	Labor-Allo						
70003	56000	Labor-Heal						
70003	58000	Associated						
70003	58100	Associated						
70003	58200	Associated						
70003	58300	Associated						
70003	58900	Associated						
70003	61200	ConProf-Ge						
70003	61900	ConProf-Mi						
70003	64475	Ops-Materi						
70003	64575	Ops-PPE						
70003	64600	Ops-Postag						
70003	64775	Ops-Tools						
70003	64800	Ops-Unifor						
70003	64825	Ops-Vehicl						
70003	65000	Maint-Buil						
70003	65050	Maint-Equi						
70003	65350	Maint-Serv						
70003	65550	Maint-Vehi						
70003	66000	Empl-Dues						
70003	66100	Empl-Train						
70003	66200	Empl-Per D						
70003	66500	Empl-Perso						
70003	66600	Empl-Servi						
70003	67100	Util-Elect						
70003	67400	Util-Telep						
70003	67500	Util-Water						
70003	80300	Cap-Improv						
70003	80400	Cap-Infras						
70003	80500	Cap-Equipm						
TOTAL Collection System								

YEAR-TO-DATE BUDGET REPORT

FOR 2023 08

ACCOUNTS FOR:	ORIGINAL APPROP	TRANFRS/ADJSTMTS	REVISED BUDGET	YTD ACTUAL	ENCUMBRANCES	AVAILABLE BUDGET	PCT USE/COL
700 Water & Sewer							
70004 Lab Environmental Services							
70004 50500 Labor-Regu	261,372	0	261,372	137,087.25	.00	124,284.75	52.4%
70004 51000 Labor-OT	4,278	0	4,278	510.07	.00	3,767.93	11.9%
70004 51100 Labor-DT	0	0	0	5,252.96	.00	-5,252.96	100.0%*
70004 52000 Labor-Vaca	0	0	0	16,224.35	.00	-16,224.35	100.0%*
70004 52100 Labor-Holi	0	0	0	9,312.00	.00	-9,312.00	100.0%*
70004 53000 Labor-Sick	0	0	0	10,262.44	.00	-10,262.44	100.0%*
70004 54000 Labor-Othe	750	0	750	375.00	.00	375.00	50.0%
70004 55000 Labor-Allo	3,506	0	3,506	2,408.00	.00	1,098.00	68.7%
70004 56000 Labor-Heal	0	15,416	15,416	15,415.73	.00	.00	100.0%
70004 58000 Associated	59,551	0	59,551	38,740.38	.00	20,810.62	65.1%
70004 58100 Associated	19,073	1,179	20,252	14,066.66	.00	6,185.64	69.5%
70004 58200 Associated	26,673	0	26,673	17,693.08	.00	8,979.92	66.3%
70004 58300 Associated	5,180	0	5,180	3,453.78	.00	1,726.22	66.7%
70004 58900 Associated	30	0	30	13.80	.00	16.20	46.0%
70004 61200 ConProf-Ge	3,700	0	3,700	3,649.09	4,063.96	-4,013.05	208.5%*
70004 64475 Ops-Materi	25,000	0	25,000	19,502.31	245.72	5,251.97	79.0%
70004 64600 Ops-Postag	1,500	0	1,500	30.32	.00	1,469.68	2.0%
70004 64800 Ops-Unifor	1,000	0	1,000	549.92	.00	450.08	55.0%
70004 64825 Ops-Vehicl	1,400	0	1,400	902.79	497.21	.00	100.0%
70004 65000 Maint-Buil	2,000	0	2,000	752.64	646.63	600.73	70.0%
70004 65050 Maint-Equi	1,000	0	1,000	350.73	.00	649.27	35.1%
70004 65550 Maint-Vehi	200	0	200	35.98	.00	164.02	18.0%
70004 66000 Empl-Dues	400	0	400	265.00	.00	135.00	66.3%
70004 66100 Empl-Train	1,500	0	1,500	720.00	.00	780.00	48.0%
70004 66200 Empl-Per D	1,000	0	1,000	1,546.00	.00	-546.00	154.6%*
70004 66500 Empl-Perso	100	0	100	.00	.00	100.00	.0%
70004 67400 Util-Telep	500	0	500	233.42	266.58	.00	100.0%
TOTAL Lab Environmental Services	419,713	16,595	436,308	299,353.70	5,720.10	131,234.23	69.9%
TOTAL Water & Sewer	6,973,518	0	6,973,518	-2,771,920.07	6,654,091.95	3,091,346.23	55.7%
TOTAL REVENUES	-21,486,224	-188,134	-21,674,358	-11,211,508.26	.00	-10,462,850.02	
TOTAL EXPENSES	28,459,742	188,134	28,647,876	8,439,588.19	6,654,091.95	13,554,196.25	

YEAR-TO-DATE BUDGET REPORT

FOR 2023 08

ACCOUNTS FOR:	ORIGINAL APPROP	TRANFRS/ ADJSTMTS	REVISED BUDGET	YTD ACTUAL	ENCUMBRANCES	AVAILABLE BUDGET	PCT USE/COL
720 Solid waste Disposal							
720 Solid waste Disposal							
720 30040 GRTR-Envir	-957,000	0	-957,000	-797,512.89	.00	-159,487.11	83.3%*
720 34100 Services-S	-6,800,000	0	-6,800,000	-5,142,721.92	.00	-1,657,278.08	75.6%*
720 38013 Misc-Scrap	-9,000	0	-9,000	-8,446.00	.00	-554.00	93.8%*
720 40000 Trans-IN	0	-58,558	-58,558	-58,557.53	.00	.00	100.0%
720 45000 Transfer-T	1,236,000	0	1,236,000	1,236,000.00	.00	.00	100.0%
TOTAL Solid waste Disposal	-6,530,000	-58,558	-6,588,558	-4,771,238.34	.00	-1,817,319.19	72.4%

YEAR-TO-DATE BUDGET REPORT

FOR 2023 08

ACCOUNTS FOR:	ORIGINAL APPROP	TRANFRS/ADJSTMTS	REVISED BUDGET	YTD ACTUAL	ENCUMBRANCES	AVAILABLE BUDGET	PCT USE/COL
720 Solid Waste Disposal							
72030 Solid waste Disposal							
72030 50500 Labor-Regu	1,553,217	0	1,553,217	735,156.40	.00	818,060.60	47.3%
72030 51000 Labor-OT	68,202	0	68,202	133,537.85	.00	-65,335.85	195.8%*
72030 51100 Labor-DT	0	0	0	46,660.52	.00	-46,660.52	100.0%*
72030 52000 Labor-Vaca	0	0	0	38,179.50	.00	-38,179.50	100.0%*
72030 52100 Labor-Holi	0	0	0	45,069.22	.00	-45,069.22	100.0%*
72030 53000 Labor-Sick	0	0	0	25,326.37	.00	-25,326.37	100.0%*
72030 54000 Labor-Othe	6,500	0	6,500	5,051.38	.00	1,448.62	77.7%
72030 55000 Labor-Allo	31,938	0	31,938	17,184.50	.00	14,753.50	53.8%
72030 56000 Labor-Heal	0	54,698	54,698	54,698.39	.00	.00	100.0%
72030 58000 Associated	312,158	0	312,158	149,933.77	.00	162,224.23	48.0%
72030 58100 Associated	119,954	3,859	123,813	80,419.68	.00	43,393.46	65.0%
72030 58200 Associated	159,765	0	159,765	84,986.56	.00	74,778.44	53.2%
72030 58300 Associated	31,035	0	31,035	16,596.24	.00	14,438.76	53.5%
72030 58900 Associated	260	0	260	96.60	.00	163.40	37.2%
72030 61000 ConProf-Ad	0	0	0	3,964.20	.00	-3,964.20	100.0%*
72030 61200 ConProf-Ge	140,000	0	140,000	75,647.57	8,377.70	55,974.73	60.0%
72030 61500 ConProf-Ho	70,000	0	70,000	13,058.52	60,000.00	-3,058.52	104.4%*
72030 63225 Fees-NMTRD	45,000	0	45,000	30,906.51	.00	14,093.49	68.7%
72030 64425 Ops-Landsc	1,000	0	1,000	.00	.00	1,000.00	.0%
72030 64475 Ops-Materi	50,000	0	50,000	56,806.51	3,058.91	-9,865.42	119.7%*
72030 64575 Ops-PPE	0	0	0	229.74	.00	-229.74	100.0%*
72030 64600 Ops-Postag	25,000	0	25,000	18,831.14	4,715.01	1,453.85	94.2%
72030 64750 Ops-SWD Co	300,000	0	300,000	2,551.00	29,385.86	268,063.14	10.6%
72030 64775 Ops-Tools	30,000	0	30,000	2,181.78	560.98	27,257.24	9.1%
72030 64800 Ops-Unifor	9,400	0	9,400	5,006.94	.00	4,393.06	53.3%
72030 64825 Ops-Vehicl	440,000	0	440,000	309,963.11	130,036.89	.00	100.0%
72030 65000 Maint-Buil	5,000	0	5,000	1,932.53	212.70	2,854.77	42.9%
72030 65050 Maint-Equi	800	0	800	.00	645.00	155.00	80.6%
72030 65400 Maint-SWD	84,000	0	84,000	253.63	35,300.00	48,446.37	42.3%
72030 65550 Maint-Vehi	400,000	0	400,000	369,277.78	71,649.25	-40,927.03	110.2%*
72030 66000 Empl-Dues	500	0	500	280.00	.00	220.00	56.0%
72030 66100 Empl-Train	5,000	0	5,000	8,292.71	.00	-3,292.71	165.9%*
72030 66200 Empl-Per D	800	0	800	.00	.00	800.00	.0%
72030 66500 Empl-Perso	2,900	0	2,900	3,906.43	1,845.69	-2,852.12	198.3%*
72030 67100 Util-Elect	1,000	0	1,000	.00	.00	1,000.00	.0%
72030 67400 Util-Telep	700	0	700	59.46	640.54	.00	100.0%
72030 67500 Util-water	1,000	0	1,000	453.29	546.71	.00	100.0%
72030 80300 Cap-Improv	100,000	0	100,000	78,900.80	.00	21,099.20	78.9%
72030 80500 Cap-Equipm	2,700,000	1,800,000	4,500,000	2,406,150.00	1,629,715.46	464,134.54	89.7%
TOTAL Solid Waste Disposal	6,695,129	1,858,558	8,553,687	4,821,550.63	1,976,690.70	1,755,445.20	79.5%

YEAR-TO-DATE BUDGET REPORT

FOR 2023 08

ACCOUNTS FOR:	ORIGINAL APPROP	TRANFRS/ ADJSTMTS	REVISED BUDGET	YTD ACTUAL	ENCUMBRANCES	AVAILABLE BUDGET	PCT USE/COL
720 Solid waste Disposal							
72031 Sandpoint Landfill							
72031 64400 ops-Landfi	1,500,000	0	1,500,000	348,492.58	779,941.74	371,565.68	75.2%
TOTAL Sandpoint Landfill	1,500,000	0	1,500,000	348,492.58	779,941.74	371,565.68	75.2%
TOTAL Solid waste Disposal	1,665,129	1,800,000	3,465,129	398,804.87	2,756,632.44	309,691.69	91.1%
TOTAL REVENUES	-7,766,000	-58,558	-7,824,558	-6,007,238.34	.00	-1,817,319.19	
TOTAL EXPENSES	9,431,129	1,858,558	11,289,687	6,406,043.21	2,756,632.44	2,127,010.88	

YEAR-TO-DATE BUDGET REPORT

FOR 2023 08

ACCOUNTS FOR:	ORIGINAL APPROP	TRANFRS/ ADJSTMTS	REVISED BUDGET	YTD ACTUAL	ENCUMBRANCES	AVAILABLE BUDGET	PCT USE/COL
750 Special Museum							
750 Special Museum							
750 33003 Fees-Class	-1,000	0	-1,000	-872.00	.00	-128.00	87.2%*
750 38001 Misc-Donat	0	0	0	.00	.00	.00	.0%
750 38090 Misc-All O	-9,000	0	-9,000	-4,283.33	.00	-4,716.67	47.6%*
TOTAL Special Museum	-10,000	0	-10,000	-5,155.33	.00	-4,844.67	51.6%

YEAR-TO-DATE BUDGET REPORT

FOR 2023 08

ACCOUNTS FOR:	ORIGINAL APPROP	TRANFRS/ ADJSTMTS	REVISED BUDGET	YTD ACTUAL	ENCUMBRANCES	AVAILABLE BUDGET	PCT USE/COL
750 Special Museum							
75060 Special Museum							
75060 61200 ConProf-Ge	1,000	0	1,000	85.07	.00	914.93	8.5%
75060 64075 Ops-Books	0	0	0	451.31	.00	-451.31	100.0%*
75060 64475 Ops-Materi	14,000	0	14,000	177.20	669.70	13,153.10	6.0%
TOTAL Special Museum	15,000	0	15,000	713.58	669.70	13,616.72	9.2%
TOTAL Special Museum	5,000	0	5,000	-4,441.75	669.70	8,772.05	-75.4%
TOTAL REVENUES	-10,000	0	-10,000	-5,155.33	.00	-4,844.67	
TOTAL EXPENSES	15,000	0	15,000	713.58	669.70	13,616.72	

YEAR-TO-DATE BUDGET REPORT

FOR 2023 08

ACCOUNTS FOR:	ORIGINAL APPROP	TRANFRS/ ADJSTMTS	REVISED BUDGET	YTD ACTUAL	ENCUMBRANCES	AVAILABLE BUDGET	PCT USE/COL
790 Golf Pro Shop							
790 Golf Pro Shop							
790 32130 Permits-Go	-58,000	0	-58,000	-8,905.00	.00	-49,095.00	15.4%*
790 33005 Fees-Golf	-275,000	0	-275,000	-278,814.30	.00	3,814.30	101.4%
790 33012 Fees-Renta	0	0	0	-1,050.00	.00	1,050.00	100.0%
790 33024 Fees-RB/CT	-315,000	0	-315,000	-185,241.00	.00	-129,759.00	58.8%*
790 33028 Fees-Tourn	0	0	0	-68,205.00	.00	68,205.00	100.0%
790 33030 Fees-Mini	0	0	0	-1,904.76	.00	1,904.76	100.0%
790 34320 Concession	0	0	0	-19,586.20	.00	19,586.20	100.0%
790 38007 Misc-Long/	0	0	0	-24.00	.00	24.00	100.0%
790 38020 Misc-Alcoh	-200,000	0	-200,000	-105,491.43	.00	-94,508.57	52.7%*
790 38025 Misc-Golf	-150,000	0	-150,000	-136,814.19	.00	-13,185.81	91.2%*
790 38090 Misc-All o	0	0	0	-2,625.00	.00	2,625.00	100.0%
790 40000 Trans-IN	-50,000	0	-50,000	-50,000.00	.00	.00	100.0%
TOTAL Golf Pro Shop	-1,048,000	0	-1,048,000	-858,660.88	.00	-189,339.12	81.9%

YEAR-TO-DATE BUDGET REPORT

FOR 2023 08

ACCOUNTS FOR:	ORIGINAL APPROP	TRANFRS/ADJSTMTS	REVISED BUDGET	YTD ACTUAL	ENCUMBRANCES	AVAILABLE BUDGET	PCT USE/COL
790 Golf Pro Shop							
79090 Golf Pro Shop							
79090 61200 ConProf-Ge	43,600	0	43,600	42,078.35	18,757.52	-17,235.87	139.5%*
79090 64310 Ops-Golf M	150,000	150,000	300,000	182,779.83	100,087.35	17,132.82	94.3%
79090 64315 Ops-Golf A	100,000	0	100,000	46,543.61	6,180.50	47,275.89	52.7%
79090 64475 Ops-Materi	10,000	0	10,000	36,310.21	20,611.42	-46,921.63	569.2%*
79090 64800 Ops-Unifor	1,000	0	1,000	239.56	.00	760.44	24.0%
79090 64825 Ops-VeFuel	1,000	0	1,000	.00	.00	1,000.00	.0%
79090 65000 Maint-Buil	5,000	0	5,000	3,210.71	12.48	1,776.81	64.5%
79090 65050 Maint-Equi	1,000	0	1,000	314.44	.00	685.56	31.4%
79090 65550 Maint-Vehi	4,000	0	4,000	.00	.00	4,000.00	.0%
79090 66000 Empl-Dues	500	0	500	.00	.00	500.00	.0%
79090 66100 Empl-Train	1,000	0	1,000	32.26	.00	967.74	3.2%
79090 66200 Empl-Per D	1,000	0	1,000	.00	.00	1,000.00	.0%
79090 66500 Empl-Perso	1,000	0	1,000	.00	.00	1,000.00	.0%
79090 67400 Util-Telep	0	0	0	5,616.76	3,253.76	-8,870.52	100.0%*
79090 80500 Cap-Equipm	105,000	0	105,000	.00	19,687.00	85,313.00	18.7%
TOTAL Golf Pro Shop	424,100	150,000	574,100	317,125.73	168,590.03	88,384.24	84.6%
TOTAL Golf Pro Shop	-623,900	150,000	-473,900	-541,535.15	168,590.03	-100,954.88	78.7%
TOTAL REVENUES	-1,048,000	0	-1,048,000	-858,660.88	.00	-189,339.12	
TOTAL EXPENSES	424,100	150,000	574,100	317,125.73	168,590.03	88,384.24	

YEAR-TO-DATE BUDGET REPORT

FOR 2023 08

ACCOUNTS FOR:	ORIGINAL APPROP	TRANFRS/ ADJSTMTS	REVISED BUDGET	YTD ACTUAL	ENCUMBRANCES	AVAILABLE BUDGET	PCT USE/COL
850 NMFA-Water & Sewer							
850 NMFA-Water & Sewer							
850 36040 Interest-M	0	0	0	-8,842.43	.00	8,842.43	100.0%
850 40000 Trans-IN	-4,108,098	-7,000,000	-11,108,098	-11,108,098.00	.00	.00	100.0%
TOTAL NMFA-Water & Sewer	-4,108,098	-7,000,000	-11,108,098	-11,116,940.43	.00	8,842.43	100.1%

YEAR-TO-DATE BUDGET REPORT

FOR 2023 08

ACCOUNTS FOR:	ORIGINAL APPROP	TRANFRS/ ADJSTMTS	REVISED BUDGET	YTD ACTUAL	ENCUMBRANCES	AVAILABLE BUDGET	PCT USE/COL
850 NMFA-Water & Sewer							
85050 NMFA-Water & Sewer							
85050 69000 Debt-Princ	1,578,996	0	1,578,996	929,905.55	.00	649,090.46	58.9%
85050 69100 Debt-Inter	499,183	0	499,183	209,832.43	.00	289,350.11	42.0%
85050 69200 Debt-Loan	70,223	0	70,223	74,142.61	.00	-3,919.75	105.6%*
TOTAL NMFA-Water & Sewer	2,148,401	0	2,148,401	1,213,880.59	.00	934,520.82	56.5%
TOTAL NMFA-Water & Sewer	-1,959,697	-7,000,000	-8,959,697	-9,903,059.84	.00	943,363.25	110.5%
TOTAL REVENUES	-4,108,098	-7,000,000	-11,108,098	-11,116,940.43	.00	8,842.43	
TOTAL EXPENSES	2,148,401	0	2,148,401	1,213,880.59	.00	934,520.82	

YEAR-TO-DATE BUDGET REPORT

FOR 2023 08

ACCOUNTS FOR:	ORIGINAL APPROP	TRANFRS/ ADJSTMTS	REVISED BUDGET	YTD ACTUAL	ENCUMBRANCES	AVAILABLE BUDGET	PCT USE/COL
900 Permanent W&S							
900 Permanent W&S							
900 36000 Interest-C	0	0	0	-45,600.66	.00	45,600.66	100.0%
TOTAL Permanent W&S	0	0	0	-45,600.66	.00	45,600.66	100.0%
TOTAL Permanent W&S	0	0	0	-45,600.66	.00	45,600.66	100.0%
TOTAL REVENUES	0	0	0	-45,600.66	.00	45,600.66	

YEAR-TO-DATE BUDGET REPORT

FOR 2023 08

ACCOUNTS FOR:	ORIGINAL APPROP	TRANFRS/ ADJSTMTS	REVISED BUDGET	YTD ACTUAL	ENCUMBRANCES	AVAILABLE BUDGET	PCT USE/COL
970 Gov-wide							
970 Gov-wide							
970 38003 Misc-Fixed	0	0	0	64,444.36	.00	-64,444.36	100.0%*
TOTAL Gov-wide	0	0	0	64,444.36	.00	-64,444.36	100.0%

YEAR-TO-DATE BUDGET REPORT

FOR 2023 08

ACCOUNTS FOR:	ORIGINAL APPROP	TRANFRS/ ADJSTMTS	REVISED BUDGET	YTD ACTUAL	ENCUMBRANCES	AVAILABLE BUDGET	PCT USE/COL
970 Gov-wide							
97000 FA-Gov							
97000 90300 DE-Buildin	0	0	0	1,427.42	.00	-1,427.42	100.0%*
97000 90500 DE-E&F	0	0	0	225.00	.00	-225.00	100.0%*
TOTAL FA-Gov	0	0	0	1,652.42	.00	-1,652.42	100.0%
TOTAL Gov-wide	0	0	0	66,096.78	.00	-66,096.78	100.0%
TOTAL REVENUES	0	0	0	64,444.36	.00	-64,444.36	
TOTAL EXPENSES	0	0	0	1,652.42	.00	-1,652.42	

YEAR-TO-DATE BUDGET REPORT

FOR 2023 08							
ACCOUNTS FOR:	ORIGINAL	TRANFRS/	REVISED	YTD ACTUAL	ENCUMBRANCES	AVAILABLE	PCT
980 ELEA	APPROP	ADJSTMTS	BUDGET			BUDGET	USE/COL
980 ELEA							
980 35900 Lease-Misc	-11,000	0	-11,000	.00	.00	-11,000.00	.0%*
980 38090 Misc-All O	-100,000	0	-100,000	-75,000.00	.00	-25,000.00	75.0%*
TOTAL ELEA	-111,000	0	-111,000	-75,000.00	.00	-36,000.00	67.6%

YEAR-TO-DATE BUDGET REPORT

FOR 2023 08

ACCOUNTS FOR:	ORIGINAL APPROP	TRANFRS/ ADJSTMTS	REVISED BUDGET	YTD ACTUAL	ENCUMBRANCES	AVAILABLE BUDGET	PCT USE/COL
980 ELEA							
98080 ELEA							
98080 60270 Insur-Prop	6,000	0	6,000	2,121.00	.00	3,879.00	35.4%
98080 61550 ConProf-Le	22,000	0	22,000	.00	.00	22,000.00	.0%
98080 61700 ConProf-Ou	60,000	-60,000	0	.00	.00	.00	.0%
98080 61800 ConProf-Mi	7,000	0	7,000	6,990.25	.00	9.75	99.9%
98080 61900 ConProf-Co	0	60,000	60,000	38,998.11	21,001.89	.00	100.0%
98080 63300 Fees-Publi	3,000	0	3,000	324.15	51.22	2,624.63	12.5%
98080 64475 Ops-Materi	2,000	0	2,000	.00	.00	2,000.00	.0%
98080 66200 Empl-Per D	20,000	0	20,000	.00	.00	20,000.00	.0%
TOTAL ELEA	120,000	0	120,000	48,433.51	21,053.11	50,513.38	57.9%
TOTAL ELEA	9,000	0	9,000	-26,566.49	21,053.11	14,513.38	-61.3%
TOTAL REVENUES	-111,000	0	-111,000	-75,000.00	.00	-36,000.00	
TOTAL EXPENSES	120,000	0	120,000	48,433.51	21,053.11	50,513.38	

YEAR-TO-DATE BUDGET REPORT

FOR 2023 08

	ORIGINAL APPROP	TRANFRS/ ADJSTMTS	REVISED BUDGET	YTD ACTUAL	ENCUMBRANCES	AVAILABLE BUDGET	PCT USE/COL
GRAND TOTAL	30,748,718	7,978,534	38,727,252	-8,479,402.12	21,142,457.83	26,064,196.32	32.7%

** END OF REPORT - Generated by Melissa Salcido **

13. Check Register for Current Period ONLY

VENDOR	NAME	NAME2	DBA	CITY	STATE	P.O.	CHECK NO	INVOICE NET	INVOICE DESCRIPTION	CHECK DATE
595	4 ELEMENTS OILFIELD SERVICES LLC		CLEAN AIR AUTHORITY DBA 4 ELEMENTS SAFETY SERVICES	CARLSBAD	NM	22304584	311327	836.94	#14195 Grinding noise in 4 wheel drive	2/10/2023
595	4 ELEMENTS OILFIELD SERVICES LLC		CLEAN AIR AUTHORITY DBA 4 ELEMENTS SAFETY SERVICES	CARLSBAD	NM	22304862	311450	3,059.45	Unit 11373 loses power during operation	2/17/2023
595	4 ELEMENTS OILFIELD SERVICES LLC		CLEAN AIR AUTHORITY DBA 4 ELEMENTS SAFETY SERVICES	CARLSBAD	NM	22304896	311549	1,894.87	repair of wwc14198 starting issues	2/24/2023
595	4 ELEMENTS OILFIELD SERVICES LLC		CLEAN AIR AUTHORITY DBA 4 ELEMENTS SAFETY SERVICES	CARLSBAD	NM	22304547	311549	1,581.18	4 Elements Training Services	2/24/2023
7558	4 RIVERS EQUIPMENT	4 RIVERS HOLDINGS LLC		GREELEY	CO	22304633	311451	247.78	TEETH AND HARDWARE FOR WATER BACKHOE	2/17/2023
2358	4IMPRINT INC.			CHICAGO	IL	22304900	311550	925.19	Recruiting Swag	2/24/2023
2358	4IMPRINT INC.			CHICAGO	IL	22304586	311550	434.94	PENS FOR PUBLIC WORKS	2/24/2023
2358	4IMPRINT INC.			CHICAGO	IL	22304778	311550	242.85	Notebooks for vendor show	2/24/2023
1265	5280 PUBLISHING, INC			DENVER	CO	22300933	311268	1,000.00	Tourism 2022-23 year Ads	2/3/2023
1265	5280 PUBLISHING, INC			DENVER	CO	22300933	311328	500.00	Tourism 2022-23 year Ads	2/10/2023
835	535 GROUP LLC			MCLEAN	VA	22300093	1000931	5,000.00	Annual Lobbying Services	2/10/2023
417	90 DEGREE BENEFITS			LUBBOCK	TX		405505	102,165.98	Admin Fees	2/10/2023
1001	ACUSHNET COMPANY			BOSTON	MA	22304284	311452	2,896.61	Titleist Pre-Book 2023 Season	2/17/2023
1001	ACUSHNET COMPANY			BOSTON	MA	22304284	311452	613.22	Titleist Pre-Book 2023 Season	2/17/2023
1001	ACUSHNET COMPANY			BOSTON	MA	22304284	311452	97.50	Titleist Pre-Book 2023 Season	2/17/2023
1001	ACUSHNET COMPANY			BOSTON	MA	22300907	311452	472.63	AVX White (Dozen Golf Balls)	2/17/2023
1001	ACUSHNET COMPANY			BOSTON	MA	22304284	311452	1,009.22	Titleist Pre-Book 2023 Season	2/17/2023
1001	ACUSHNET COMPANY			BOSTON	MA	22304284	311452	435.76	Titleist Pre-Book 2023 Season	2/17/2023
1001	ACUSHNET COMPANY			BOSTON	MA	22304284	311452	613.23	Titleist Pre-Book 2023 Season	2/17/2023
1001	ACUSHNET COMPANY			BOSTON	MA	22304284	311452	242.10	Titleist Pre-Book 2023 Season	2/17/2023
1001	ACUSHNET COMPANY			BOSTON	MA	22304284	311551	2,739.00	Titleist Pre-Book 2023 Season	2/24/2023
223	AD VENTURE MARKETING	ATTN: LAJUANA MARTINEZ		BROWNFIELD	TX	22205331	311269	1,271.49	advertising in focus on carlsbad mag 2022	2/3/2023
64	ADMIN OFFICE OF THE COURTS			SANTA FE	NM		311330	4,198.00	Fees Collected in January 2023	2/10/2023
1033	ADMIRAL BEVERAGE CORP			ALBUQUERQUE	NM	22304839	311331	1,144.36	Alcohol for Pro Shop	2/10/2023
1033	ADMIRAL BEVERAGE CORP			ALBUQUERQUE	NM	22304839	311453	195.00	Alcohol for Pro Shop	2/17/2023
11959	ADRIAN GONZALES			CARLSBAD	NM		311454	20.00	Travel to Hobbs-PD	2/17/2023
11317	ADVANCE AUTO PARTS	GENERAL PARTS DISTRIBUTION LLC		RALEIGH	NC	22301427	311270	1,910.40	402, 403, 404 steering stabili	2/3/2023
11317	ADVANCE AUTO PARTS	GENERAL PARTS DISTRIBUTION LLC		RALEIGH	NC	22304717	311271	50.73	PD unit 2005 Coolant reservoir	2/3/2023
11317	ADVANCE AUTO PARTS	GENERAL PARTS DISTRIBUTION LLC		RALEIGH	NC	22301565	311271	45.96	D-2 Spray paint	2/3/2023
11317	ADVANCE AUTO PARTS	GENERAL PARTS DISTRIBUTION LLC		RALEIGH	NC	22301592	311271	566.09	F-4 brakes	2/3/2023
11317	ADVANCE AUTO PARTS	GENERAL PARTS DISTRIBUTION LLC		RALEIGH	NC	22301603	311271	74.00	1610-NEEDS FILTERS(TH)P/D	2/3/2023
11317	ADVANCE AUTO PARTS	GENERAL PARTS DISTRIBUTION LLC		RALEIGH	NC	22302544	311271	93.58	F-14 BRAKES(TH)F/D	2/3/2023
11317	ADVANCE AUTO PARTS	GENERAL PARTS DISTRIBUTION LLC		RALEIGH	NC	22303767	311271	55.24	407- BRAKES(TH)F/D	2/3/2023
11317	ADVANCE AUTO PARTS	GENERAL PARTS DISTRIBUTION LLC		RALEIGH	NC	22303580	311332	53.22	E-3 1/2" Brass fittings for poly hose	2/10/2023
11317	ADVANCE AUTO PARTS	GENERAL PARTS DISTRIBUTION LLC		RALEIGH	NC	22302577	311332	87.08	2008 Brake pads	2/10/2023
11317	ADVANCE AUTO PARTS	GENERAL PARTS DISTRIBUTION LLC		RALEIGH	NC	22304889	311332	264.91	1513- WATER PUMP(TH)P/D	2/10/2023
11317	ADVANCE AUTO PARTS	GENERAL PARTS DISTRIBUTION LLC		RALEIGH	NC	22301421	311332	484.44	404 steering parts DM	2/10/2023
11317	ADVANCE AUTO PARTS	GENERAL PARTS DISTRIBUTION LLC		RALEIGH	NC	22305026	311552	80.57	1513- BUMPER PAINT(TH)P/D	2/24/2023
11317	ADVANCE AUTO PARTS	GENERAL PARTS DISTRIBUTION LLC		RALEIGH	NC	22304806	311552	6.72	Ladder 1 battery post shims	2/24/2023
11317	ADVANCE AUTO PARTS	GENERAL PARTS DISTRIBUTION LLC		RALEIGH	NC	22305113	311552	148.74	PD 1514 heater core	2/24/2023
61	ADVANCED COMMUNICATIONS &	ELECTRONICS INC		ALBUQUERQUE	NM	22304876	311553	81,666.83	FY 2023 - Radio Communications Contract	2/24/2023
11012	ADVANCED PEST AND WEED	MANAGEMENT LLC		CARLSBAD	NM	22300600	1000912	48.44	Pest Control Services All Stations	2/3/2023
11012	ADVANCED PEST AND WEED	MANAGEMENT LLC		CARLSBAD	NM	22300523	1000912	48.38	FY23 Pest Control Services	2/3/2023
11012	ADVANCED PEST AND WEED	MANAGEMENT LLC		CARLSBAD	NM	22304163	1000912	161.28	Mice Control	2/3/2023
11012	ADVANCED PEST AND WEED	MANAGEMENT LLC		CARLSBAD	NM	22300032	1000933	48.44	Pest control services for FY: July 2022-June 2023	2/10/2023
11012	ADVANCED PEST AND WEED	MANAGEMENT LLC		CARLSBAD	NM	22300072	1000933	48.44	FY 2023 - Pest Control Service	2/10/2023
11012	ADVANCED PEST AND WEED	MANAGEMENT LLC		CARLSBAD	NM	22300072	1000933	64.51	FY 2023 - Pest Control Service	2/10/2023
11012	ADVANCED PEST AND WEED	MANAGEMENT LLC		CARLSBAD	NM	22300600	1000933	193.54	Pest Control Services All Stations	2/10/2023
11012	ADVANCED PEST AND WEED	MANAGEMENT LLC		CARLSBAD	NM	22301780	1000933	64.51	pest control services	2/10/2023
11012	ADVANCED PEST AND WEED	MANAGEMENT LLC		CARLSBAD	NM	22301854	1000933	48.38	PEST CONTROL SERVICE WATER & W	2/10/2023
11012	ADVANCED PEST AND WEED	MANAGEMENT LLC		CARLSBAD	NM	22302487	1000933	48.38	Pest Control services for FY: July 2022 - June 202	2/10/2023
11012	ADVANCED PEST AND WEED	MANAGEMENT LLC		CARLSBAD	NM	22300600	1000933	48.38	Pest Control Services All Stations	2/10/2023
11012	ADVANCED PEST AND WEED	MANAGEMENT LLC		CARLSBAD	NM	22300127	1000933	48.38	Pest Control for FY: July 2022	2/10/2023

VENDOR	NAME	NAME2	DBA	CITY	STATE	P.O.	CHECK NO	INVOICE NET	INVOICE DESCRIPTION	CHECK DATE
11012	ADVANCED PEST AND WEED	MANAGEMENT LLC		CARLSBAD	NM	22300057	1000933	48.38	Annual pest control fy 7/22-7	2/10/2023
11012	ADVANCED PEST AND WEED	MANAGEMENT LLC		CARLSBAD	NM	22300408	1000933	48.38	Pest Control at Terminal Building	2/10/2023
11012	ADVANCED PEST AND WEED	MANAGEMENT LLC		CARLSBAD	NM	22301854	1000933	48.38	PEST CONTROL SERVICE WATER & W	2/10/2023
11012	ADVANCED PEST AND WEED	MANAGEMENT LLC		CARLSBAD	NM	22300600	1000933	48.38	Pest Control Services All Stations	2/10/2023
11012	ADVANCED PEST AND WEED	MANAGEMENT LLC		CARLSBAD	NM	22300600	1000933	48.38	Pest Control Services All Stations	2/10/2023
11012	ADVANCED PEST AND WEED	MANAGEMENT LLC		CARLSBAD	NM	22301780	1000933	64.51	pest control services	2/10/2023
11012	ADVANCED PEST AND WEED	MANAGEMENT LLC		CARLSBAD	NM	22301780	1000933	48.38	pest control services	2/10/2023
11012	ADVANCED PEST AND WEED	MANAGEMENT LLC		CARLSBAD	NM	22300166	1000967	48.38	FY23 Pest Control Service for	2/17/2023
11012	ADVANCED PEST AND WEED	MANAGEMENT LLC		CARLSBAD	NM	22302366	1000967	48.38	FY23 Pest control services	2/17/2023
11012	ADVANCED PEST AND WEED	MANAGEMENT LLC		CARLSBAD	NM	22300652	1000967	48.38	Pest Control 2022-2023	2/17/2023
11012	ADVANCED PEST AND WEED	MANAGEMENT LLC		CARLSBAD	NM	22300138	1000967	69.89	Pest Control for the library/m	2/17/2023
11012	ADVANCED PEST AND WEED	MANAGEMENT LLC		CARLSBAD	NM	22300491	1000967	48.38	Pest Control Services for July	2/17/2023
11012	ADVANCED PEST AND WEED	MANAGEMENT LLC		CARLSBAD	NM	22300491	1000967	48.38	Pest Control Services	2/17/2023
11012	ADVANCED PEST AND WEED	MANAGEMENT LLC		CARLSBAD	NM	22300072	1000967	64.51	FY 2023 - Pest Control Service	2/17/2023
11012	ADVANCED PEST AND WEED	MANAGEMENT LLC		CARLSBAD	NM	22300265	1000967	69.89	Annual Pest Control Services at WWTP	2/17/2023
11012	ADVANCED PEST AND WEED	MANAGEMENT LLC		CARLSBAD	NM	22300600	1000967	48.38	Pest Control Services All Stations	2/17/2023
11012	ADVANCED PEST AND WEED	MANAGEMENT LLC		CARLSBAD	NM	22301854	1000996	48.38	PEST CONTROL SERVICE WATER & W	2/24/2023
11012	ADVANCED PEST AND WEED	MANAGEMENT LLC		CARLSBAD	NM	22300408	1000996	48.38	Pest Control at Terminal Building	2/24/2023
11012	ADVANCED PEST AND WEED	MANAGEMENT LLC		CARLSBAD	NM	22300057	1000996	48.38	Annual pest control fy 7/22-7	2/24/2023
11012	ADVANCED PEST AND WEED	MANAGEMENT LLC		CARLSBAD	NM	22300127	1000996	48.38	Pest Control	2/24/2023
11012	ADVANCED PEST AND WEED	MANAGEMENT LLC		CARLSBAD	NM	22301780	1000996	64.51	pest control services	2/24/2023
11012	ADVANCED PEST AND WEED	MANAGEMENT LLC		CARLSBAD	NM	22301854	1000996	48.38	PEST CONTROL SERVICE WATER & W	2/24/2023
11012	ADVANCED PEST AND WEED	MANAGEMENT LLC		CARLSBAD	NM	22300600	1000996	193.54	Pest Control Services All Stations	2/24/2023
11012	ADVANCED PEST AND WEED	MANAGEMENT LLC		CARLSBAD	NM	22300600	1000996	48.38	Pest Control Services All Stations	2/24/2023
11012	ADVANCED PEST AND WEED	MANAGEMENT LLC		CARLSBAD	NM	22305153	1001036	166.66	Station 6 Rodent Issue	2/28/2023
11012	ADVANCED PEST AND WEED	MANAGEMENT LLC		CARLSBAD	NM	22300296	1001036	48.38	PEST CONTROL SERVICE FY22-23	2/28/2023
11012	ADVANCED PEST AND WEED	MANAGEMENT LLC		CARLSBAD	NM	22300424	1001036	64.51	FY23 Pest Control Service for	2/28/2023
11012	ADVANCED PEST AND WEED	MANAGEMENT LLC		CARLSBAD	NM	22300032	1001036	48.38	Pest control services for FY: July 2022-June 2023	2/28/2023
11012	ADVANCED PEST AND WEED	MANAGEMENT LLC		CARLSBAD	NM	22305215	1001036	188.16	Station 1 Rodent Issue	2/28/2023
11012	ADVANCED PEST AND WEED	MANAGEMENT LLC		CARLSBAD	NM	22300600	1001036	48.38	Pest Control Services All Stations	2/28/2023
11012	ADVANCED PEST AND WEED	MANAGEMENT LLC		CARLSBAD	NM	22301091	1001036	215.04	Pest Control Services	2/28/2023
11012	ADVANCED PEST AND WEED	MANAGEMENT LLC		CARLSBAD	NM	22301091	1001036	134.40	Pest Control Services	2/28/2023
78	ALBERTSON'S #907			AMARILLO	TX	22305030	29201	33.96	Food Items: Beautification S.P. Meeting on 2/14/23	2/24/2023
78	ALBERTSON'S #907			AMARILLO	TX	22304660	311272	20.94	public event community/ decor	2/3/2023
78	ALBERTSON'S #907			AMARILLO	TX	22304660	311272	93.48	public event community/ decor	2/3/2023
78	ALBERTSON'S #907			AMARILLO	TX	22303593	311272	6.99	community event	2/3/2023
78	ALBERTSON'S #907			AMARILLO	TX	22304232	311333	77.40	Pro Shop Drinks	2/10/2023
78	ALBERTSON'S #907			AMARILLO	TX	22304744	311455	237.29	Catering for Sweetheart Dance	2/17/2023
78	ALBERTSON'S #907			AMARILLO	TX	22303520	311554	46.47	CATERING SERVICE FOR THANKSGIVING LUNCHEON	2/24/2023
78	ALBERTSON'S #907			AMARILLO	TX	22304928	311554	258.80	community public event	2/24/2023
78	ALBERTSON'S #907			AMARILLO	TX	22304928	311554	(3.50)	community public event	2/24/2023
78	ALBERTSON'S #907			AMARILLO	TX	22303372	311554	358.36	CATERING SERVICE FOR VETERANS APPRECIATION	2/24/2023
873	ALI M MORALES	MORALES LEGAL SERVICES LLC		ALBUQUERQUE	NM	22300555	311548	1,063.12	Annual requisition for court appointed attorney	2/24/2023
10	ALL CITY MANAGEMENT SERVICES INC			LOS ANGELES	CA	22300091	1000968	6,610.57	FY 2023 - Crossing Guard Contract	2/17/2023
10	ALL CITY MANAGEMENT SERVICES INC			LOS ANGELES	CA	22300091	1000997	7,464.08	FY 2023 - Crossing Guard Contract	2/24/2023
13369	ALL OUT SERVICES LLC			CARLSBAD	NM	22300560	1000913	2,578.42	Annual Will Merchant maintenance & management	2/3/2023
12604	ALLDATA LLC	AUTOZONE INC		ELK GROVE	CA	22304671	311456	1,860.00	SUBSCRIPTION RENEWAL 2/27/23 - 2/27/24 GARAGE SHOP	2/17/2023
10987	AMERICAN SIGNAL CORP			MILWAUKEE	WI	22304427	311555	627.14	Battery charger for early warning sirends	2/24/2023
15789	AMPARO VASQUEZ			CARLSBAD	NM		311334	18.00	Travel to Ruidoso	2/10/2023
11863	ANGELICA BARRIOS-TESTA			CARLSBAD	NM		311335	24.48	Travel to Santa Fe	2/10/2023
14	APCO, AFC INC.			DAYTONA BEACH	FL	22304700	311273	100.00	2023 APCO Full Member	2/3/2023
14	APCO, AFC INC.			DAYTONA BEACH	FL	22304844	311336	489.00	APCO PST Instructor Course - MMunoz	2/10/2023

VENDOR	NAME	NAME2	DBA	CITY	STATE	P.O.	CHECK NO	INVOICE NET	INVOICE DESCRIPTION	CHECK DATE
544	ARAMARK UNIFORM & CAREER APPAREL GROUP			PASADENA	CA	22300022	1000914	38.24	Est. serv. carpets and shop to	2/3/2023
544	ARAMARK UNIFORM & CAREER APPAREL GROUP			PASADENA	CA	22302473	1000915	131.03	FY23 Monthly Carpet Cleaning for Civic Center	2/3/2023
544	ARAMARK UNIFORM & CAREER APPAREL GROUP			PASADENA	CA	22300022	1000934	115.17	Est. serv. carpets and shop to	2/10/2023
544	ARAMARK UNIFORM & CAREER APPAREL GROUP			PASADENA	CA	22300022	1000934	56.25	Est. serv. carpets and shop to	2/10/2023
544	ARAMARK UNIFORM & CAREER APPAREL GROUP			PASADENA	CA	22300425	1000934	80.59	FY23 Monthly Carpet Cleaning f	2/10/2023
544	ARAMARK UNIFORM & CAREER APPAREL GROUP			PASADENA	CA	22300022	1000934	115.17	Est. serv. carpets and shop to	2/10/2023
544	ARAMARK UNIFORM & CAREER APPAREL GROUP			PASADENA	CA	22302473	1000969	131.03	FY23 Monthly Carpet Cleaning for Civic Center	2/17/2023
544	ARAMARK UNIFORM & CAREER APPAREL GROUP			PASADENA	CA	22300022	1000999	56.25	Est. serv. carpets and shop to	2/24/2023
544	ARAMARK UNIFORM & CAREER APPAREL GROUP			PASADENA	CA	22300425	1000999	80.59	FY23 Monthly Carpet Cleaning f	2/24/2023
360	ARTESIA FIRE EQUIPMT, INC			ARTESIA	NM	22304741	1000935	144.00	E-3 ROTATING RED LIGHT	2/10/2023
1438	ARTESIA FORD SALES, INC			ARTESIA	NM	22303576	311274	1,510.42	Need to repair electrical issues #14195	2/3/2023
12758	ARTURO MUNOZ			LOVING	NM		311337	79.00	Travel to Las Cruces	2/10/2023
391	AT&T CORPORATION			ATLANTA	GA	22300280	311556	1,025.46	account#019 191 7758 001	2/24/2023
391	AT&T CORPORATION			ATLANTA	GA	22301051	311556	135.24	FY 2023 - Fax Service	2/24/2023
1274	AUSTIN LINKER			CARLSBAD	NM		311338	20.00	Travel to Roswell	2/10/2023
1274	AUSTIN LINKER			CARLSBAD	NM		311338	20.00	Travel to Roswell	2/10/2023
1274	AUSTIN LINKER			CARLSBAD	NM		311557	20.00	Travel to Roswell	2/24/2023
1274	AUSTIN LINKER			CARLSBAD	NM		311557	20.00	Travel to Roswell	2/24/2023
438	BAKER UTILITY SUPPLY CORP			ALBUQUERQUE	NM	22304143	311339	1,913.87	RESTOCK BOXES	2/10/2023
438	BAKER UTILITY SUPPLY CORP			ALBUQUERQUE	NM	22304211	311339	1,644.42	Restock inventory	2/10/2023
438	BAKER UTILITY SUPPLY CORP			ALBUQUERQUE	NM	22303853	311339	650.45	Equipping Tatum Wells	2/10/2023
438	BAKER UTILITY SUPPLY CORP			ALBUQUERQUE	NM	22303881	311339	59.57	Restock inventory	2/10/2023
438	BAKER UTILITY SUPPLY CORP			ALBUQUERQUE	NM	22303981	311339	400.00	Tools needed	2/10/2023
438	BAKER UTILITY SUPPLY CORP			ALBUQUERQUE	NM	22304125	311339	314.89	Need for Megalug kits	2/10/2023
438	BAKER UTILITY SUPPLY CORP			ALBUQUERQUE	NM	22303853	311558	3,756.41	Equipping Tatum Wells	2/24/2023
438	BAKER UTILITY SUPPLY CORP			ALBUQUERQUE	NM	22304525	311558	1,964.46	Restock inventory	2/24/2023
438	BAKER UTILITY SUPPLY CORP			ALBUQUERQUE	NM	22303366	311558	557.95	Restock inventory	2/24/2023
438	BAKER UTILITY SUPPLY CORP			ALBUQUERQUE	NM	22304254	311558	565.13	Restock inventory	2/24/2023
438	BAKER UTILITY SUPPLY CORP			ALBUQUERQUE	NM	22303881	311558	843.40	Restock inventory	2/24/2023
438	BAKER UTILITY SUPPLY CORP			ALBUQUERQUE	NM	22304462	311558	216.45	for stock	2/24/2023
1412	BEAR PAW EMBROIDERY & SAFETY LLC			CARLSBAD	NM	22303968	311340	1,726.95	uniforms for golf employees	2/10/2023
1412	BEAR PAW EMBROIDERY & SAFETY LLC			CARLSBAD	NM	22304067	311340	990.16	Jackets for crew	2/10/2023
1412	BEAR PAW EMBROIDERY & SAFETY LLC			CARLSBAD	NM	22303939	311457	283.60	Jackets	2/17/2023
1412	BEAR PAW EMBROIDERY & SAFETY LLC			CARLSBAD	NM	22303313	311559	1,276.15	Jackets	2/24/2023
1412	BEAR PAW EMBROIDERY & SAFETY LLC			CARLSBAD	NM	22303130	311559	60.11	CSA Embroidery	2/24/2023
458	BENMARK SUPPLY CO., INC.			MIDLAND	TX	22304230	1000936	416.00	Restock inventory	2/10/2023
458	BENMARK SUPPLY CO., INC.			MIDLAND	TX	22303685	1001000	585.40	Restock inventory	2/24/2023
458	BENMARK SUPPLY CO., INC.			MIDLAND	TX	22304452	1001000	2,055.00	Need for repairs at the Complex	2/24/2023
458	BENMARK SUPPLY CO., INC.			MIDLAND	TX	22305114	1001037	1,455.00	Restock inventory	2/28/2023
910	BIG 5 SPORTING GOODS			EL SEGUNDO	CA	22304346	311341	365.04	patron exercise use	2/10/2023
910	BIG 5 SPORTING GOODS			EL SEGUNDO	CA	22304612	311634	325.89	supplies for patrons	2/28/2023
462	BIG STATE INDUSTRIAL SUPPLY INC			RIVERSIDE	CA	22304515	1000938	1,734.50	replace damaged tools, hydrate pks, n gloves	2/10/2023
462	BIG STATE INDUSTRIAL SUPPLY INC			RIVERSIDE	CA	22304918	1001002	139.80	punch/chisel set for service crew closet	2/24/2023
1456	BLACKBIRD PURCHASER INC	OTP HOLDING LLC	TP PUMP	COLUMBUS	OH	22304489	311438	3,155.00	Wash Water Pump Replacement	2/10/2023
510	BLAINE INDUSTRIAL SUPPLY			LUBBOCK	TX	22304878	311343	275.81	janitorial supplies for ProShop / C Cordova	2/10/2023
510	BLAINE INDUSTRIAL SUPPLY			LUBBOCK	TX	22304851	311560	491.60	Janitorial Supplies	2/24/2023
1509	BLICK ART MATERIALS LLC	DICK BLICK / UTRECHT		GALESBURG	IL	22304541	29193	365.06	Mural Paint for Electrical Boxes Community Project	2/17/2023
661	BNSF RAILWAY COMPANY CORP			FT WORTH	TX	22300453	311344	743.76	Annual purchase Requisition fo	2/10/2023
1028	BOARD OF VETERINARY MEDICINE			ALBUQUERQUE	NM	22304780	311345	100.00	Euthanasia license - TDorado	2/10/2023
1028	BOARD OF VETERINARY MEDICINE			ALBUQUERQUE	NM	22304781	311346	100.00	Euthanasia license - TAustin	2/10/2023
404	BOBBY G NESBIT			CARLSBAD	NM	22304532	29181	500.00	Trash Pickup Not to Exceed \$500	2/3/2023
638	BOHANNAN HUSTON INC.			ALBUQUERQUE	NM	22102203	1000939	833.04	Engineering Services for Bataan Lift Station	2/10/2023

VENDOR	NAME	NAME2	DBA	CITY	STATE	P.O.	CHECK NO	INVOICE NET	INVOICE DESCRIPTION	CHECK DATE
1511	BP SOLUTIONS		GOLF SKOR	ASHEVILLE	NC	22305150	311640	405.00	Mini Golf Scorecard Ad	2/28/2023
580	BRANDON INDUSTRIES, INC.			MCKINNEY	TX	22303704	1001003	5,924.00	Commercial lamp posts for downtown/J Corman	2/24/2023
742	BRIDGEPAY NETWORK SOLUTIONS			MAITLAND	FL	22300392	1000940	294.10	Processing Fees FY 23	2/10/2023
616	BRININSTOOL EQUIPMENT SALES INC		BES SUPPLY STORE	CARLSBAD	NM	22304718	1000937	239.92	shovels for service crews	2/10/2023
616	BRININSTOOL EQUIPMENT SALES INC		BES SUPPLY STORE	CARLSBAD	NM	22304737	1000937	1,654.79	TOOLS FOR C/24	2/10/2023
616	BRININSTOOL EQUIPMENT SALES INC		BES SUPPLY STORE	CARLSBAD	NM	22304923	1000937	435.85	restock warehouse various depts - see notes	2/10/2023
616	BRININSTOOL EQUIPMENT SALES INC		BES SUPPLY STORE	CARLSBAD	NM	22304921	1000937	526.99	TOOL BOX 18X18X36	2/10/2023
616	BRININSTOOL EQUIPMENT SALES INC		BES SUPPLY STORE	CARLSBAD	NM	22304380	1000970	649.50	FLOOR DRY NEEDED FOR VARIOUS JOBS IN GARAGE SHOP	2/17/2023
616	BRININSTOOL EQUIPMENT SALES INC		BES SUPPLY STORE	CARLSBAD	NM	22304945	1000970	169.95	Shop Supplies	2/17/2023
616	BRININSTOOL EQUIPMENT SALES INC		BES SUPPLY STORE	CARLSBAD	NM	22304984	1000970	8.38	PPE for Transit Mechanic - Safety Glasses	2/17/2023
616	BRININSTOOL EQUIPMENT SALES INC		BES SUPPLY STORE	CARLSBAD	NM	22305031	1001001	204.46	DOT reflective tape and paint pens for Transit	2/24/2023
616	BRININSTOOL EQUIPMENT SALES INC		BES SUPPLY STORE	CARLSBAD	NM	22305122	1001001	33.99	rags for various jobs/Joe P	2/24/2023
10865	BRUCKNER TRUCK SALES INC			BIRMINGHAM	AL	22304315	311458	1,062.77	FUEL/WATER SEPARATOR W/HOUSING FOR SW #16707	2/17/2023
10865	BRUCKNER TRUCK SALES INC			BIRMINGHAM	AL	22304155	311458	387.50	BELT & TENSIONER FOR SW #16541	2/17/2023
10865	BRUCKNER TRUCK SALES INC			BIRMINGHAM	AL	22304241	311458	1,376.85	brake and hub parts for sw unit #14732	2/17/2023
12868	BURLAP & LIGHT	ADAM WHITE		CARLSBAD	NM	22304673	311561	1,500.00	photographer photographing gary niblett exhibit	2/24/2023
1003	CALLAWAY GOLF SALES CO.			CARLSBAD	CA	22300909	311459	(302.00)	Wedge, Jaws Black Full Toe	2/17/2023
1003	CALLAWAY GOLF SALES CO.			CARLSBAD	CA	22304738	311459	1,481.46	Callaway Pre-Book 2023 Season	2/17/2023
1003	CALLAWAY GOLF SALES CO.			CARLSBAD	CA	22304738	311562	1,753.44	Callaway Pre-Book 2023 Season	2/24/2023
1003	CALLAWAY GOLF SALES CO.			CARLSBAD	CA	22304738	311562	459.62	Callaway Pre-Book 2023 Season	2/24/2023
1003	CALLAWAY GOLF SALES CO.			CARLSBAD	CA	22304738	311562	1,013.88	Callaway Pre-Book 2023 Season	2/24/2023
1003	CALLAWAY GOLF SALES CO.			CARLSBAD	CA	22304738	311562	68.69	Callaway Pre-Book 2023 Season	2/24/2023
507	CANDOR TIRES LLC	BIG O TIRES		CARLSBAD	NM	22302968	311275	1,487.57	#38 tie rod ends	2/3/2023
507	CANDOR TIRES LLC	BIG O TIRES		CARLSBAD	NM	22302985	311275	2,194.85	#47 Brakes all around	2/3/2023
507	CANDOR TIRES LLC	BIG O TIRES		CARLSBAD	NM	22300309	311342	140.13	Annual PO = Transit oil chg/se	2/10/2023
11294	CANNON COCHRAN MANAGEMENT	SERVICES INC		INDIANAPOLIS	IN	22302324	311563	530.13	Management of Workers Comp claims	2/24/2023
881	CAPROCK WATER COMPANY INC			ARTESIA	NM	22300036	1000941	25.72	EST YRLY WATER SRV SHOP LH 6/2022-5/2023	2/10/2023
890	CARC FARM, INC.			CARLSBAD	NM	22300211	29194	100.00	C-Hill Planters Contract for F	2/17/2023
890	CARC FARM, INC.			CARLSBAD	NM	22300133	1000971	100.00	FY23 Planter, Barrel, & Maint.	2/17/2023
890	CARC FARM, INC.			CARLSBAD	NM	22304960	1001004	2,684.85	Records Destruction	2/24/2023
10517	CARLSBAD AREA ART ASSOC.			CARLSBAD	NM	22300373	311564	1,587.55	Promotional Expense for Carlsbad Area Art Assoc	2/24/2023
915	CARLSBAD AUTO SUPPLY			CARLSBAD	NM	22303947	1000942	337.99	WHEEL BEARING W/ABS FOR ELEC #13204	2/10/2023
915	CARLSBAD AUTO SUPPLY			CARLSBAD	NM	22303679	1000942	39.48	deicer for dept units	2/10/2023
915	CARLSBAD AUTO SUPPLY			CARLSBAD	NM	22304677	1000942	124.60	SANDPAPER NEEDED FOR GARAGE SHOP	2/10/2023
915	CARLSBAD AUTO SUPPLY			CARLSBAD	NM	22304195	1000942	781.16	BATTERIES NEEDED FOR NIFTY LIFT	2/10/2023
915	CARLSBAD AUTO SUPPLY			CARLSBAD	NM	22304169	1000942	26.56	BELT FOR WELDING COMPRESSOR	2/10/2023
915	CARLSBAD AUTO SUPPLY			CARLSBAD	NM	22304521	1000942	505.98	BATTERIES FOR SW #16355	2/10/2023
915	CARLSBAD AUTO SUPPLY			CARLSBAD	NM	22304573	1000942	677.41	FILTERS NEEDED FOR VARIOUS DEPT	2/10/2023
915	CARLSBAD AUTO SUPPLY			CARLSBAD	NM	22304356	1000942	53.10	FUEL FILTER FRO SW #12332	2/10/2023
915	CARLSBAD AUTO SUPPLY			CARLSBAD	NM	22303486	1000942	(18.00)	WIPERS,BULBS,HEADLIGHTS,PLUG,CAP VARIOUS DEPT	2/10/2023
915	CARLSBAD AUTO SUPPLY			CARLSBAD	NM	22304770	1000942	187.99	battery for backhoe/ I Hinojos	2/10/2023
915	CARLSBAD AUTO SUPPLY			CARLSBAD	NM	22304930	1001005	23.56	cleaner for parks crew tools / J Asbury	2/24/2023
12859	CARLSBAD COMMUNITY THEATRE			CARLSBAD	NM	22300380	311565	1,612.82	Promotional Expense for Carlsbad Community Theatre	2/24/2023
933	CARLSBAD DEPT OF DEVELOPMENT CORP			CARLSBAD	NM	22300094	311347	22,196.66	CDOD Agreement for FY 2022-23	2/10/2023
741	CARLSBAD LIFEHOUSE INC			CARLSBAD	NM	22302509	311566	60.00	Employee Assistance Program	2/24/2023
741	CARLSBAD LIFEHOUSE INC			CARLSBAD	NM	22204418	311566	210.00	Employee Assistance Program	2/24/2023
741	CARLSBAD LIFEHOUSE INC			CARLSBAD	NM	22304236	311635	100.00	Employee Assistance Program	2/28/2023
741	CARLSBAD LIFEHOUSE INC			CARLSBAD	NM	22304229	311635	300.00	Employee Assistance Program	2/28/2023
741	CARLSBAD LIFEHOUSE INC			CARLSBAD	NM	22302987	311635	300.00	Employee Assistance Program	2/28/2023
741	CARLSBAD LIFEHOUSE INC			CARLSBAD	NM	22302838	311635	300.00	Employee Assistance Program	2/28/2023
741	CARLSBAD LIFEHOUSE INC			CARLSBAD	NM	22304246	311635	300.00	Employee Assistance Program	2/28/2023
741	CARLSBAD LIFEHOUSE INC			CARLSBAD	NM	22302520	311635	300.00	Employee Assistance Program	2/28/2023

VENDOR	NAME	NAME2	DBA	CITY	STATE	P.O.	CHECK NO	INVOICE NET	INVOICE DESCRIPTION	CHECK DATE
741	CARLSBAD LIFEHOUSE INC			CARLSBAD	NM	22302519	311635	300.00	Employee Assistance Program	2/28/2023
941	CARLSBAD MAINSTREET CORP			CARLSBAD	NM	22300349	1000916	2,500.00	FY23 Carlsbad Mainstreet- POP Agreement	2/3/2023
941	CARLSBAD MAINSTREET CORP			CARLSBAD	NM	22300096	1000943	7,500.00	Annual PO for Revitalization Services	2/10/2023
941	CARLSBAD MAINSTREET CORP			CARLSBAD	NM	22300348	1000943	1,591.80	Promotional Expense for MainStreet Tourism Campaig	2/10/2023
12835	CARLSBAD MEDICAL CENTER			COLUMBIA	MO	405506	611.52	D-503-CV-2022-00460		2/10/2023
12835	CARLSBAD MEDICAL CENTER			COLUMBIA	MO	405548	611.19	D-503-CV-2022-00460		2/24/2023
983	CARLSBAD MUNICIPAL SCHOOL			CARLSBAD	NM	22300612	311348	30,000.00	CMS Tutoring Program for FY 2022-23	2/10/2023
983	CARLSBAD MUNICIPAL SCHOOL			CARLSBAD	NM	22300615	311348	39,000.00	CMS Summer Reading Academy FY 2022-23	2/10/2023
983	CARLSBAD MUNICIPAL SCHOOL			CARLSBAD	NM	22300585	311348	7,000.00	CMS Citizenship Program for FY 2022-23	2/10/2023
983	CARLSBAD MUNICIPAL SCHOOL			CARLSBAD	NM	22300613	311348	15,000.00	CMS Summer Recreation Program FY 2022-23	2/10/2023
983	CARLSBAD MUNICIPAL SCHOOL			CARLSBAD	NM	22300614	311348	15,000.00	CMS STEAM After School Program FY 2022-23	2/10/2023
983	CARLSBAD MUNICIPAL SCHOOL			CARLSBAD	NM	22300616	311348	13,000.00	CMS Natorium Services FY 2022-23	2/10/2023
1388	CARLSBAD QUALITY JANITORIAL			HAGERMAN	NM	22303969	311305	400.00	FACILITY MAINTENANCE SUPPLIES FOR NMSRC	2/3/2023
1388	CARLSBAD QUALITY JANITORIAL			HAGERMAN	NM	22304669	311305	1,420.00	liners for cleanup crews/ A Moisa	2/3/2023
1388	CARLSBAD QUALITY JANITORIAL			HAGERMAN	NM	22304929	311421	362.50	cleaning supplies	2/10/2023
1388	CARLSBAD QUALITY JANITORIAL			HAGERMAN	NM	22304375	311514	1,502.82	cleaning supplies for city hall	2/17/2023
1388	CARLSBAD QUALITY JANITORIAL			HAGERMAN	NM	22304817	311514	813.91	Janitorial Supplies	2/17/2023
1388	CARLSBAD QUALITY JANITORIAL			HAGERMAN	NM	22304831	311514	112.90	Janitorial Supplies	2/17/2023
1388	CARLSBAD QUALITY JANITORIAL			HAGERMAN	NM	22304929	311514	237.72	cleaning supplies	2/17/2023
1388	CARLSBAD QUALITY JANITORIAL			HAGERMAN	NM	22304475	311514	1,244.30	SUPPLIES NEEDED FOR GARAGE SHOP	2/17/2023
1388	CARLSBAD QUALITY JANITORIAL			HAGERMAN	NM	22305094	311619	604.23	cleaning supplies	2/24/2023
1388	CARLSBAD QUALITY JANITORIAL			HAGERMAN	NM	22304943	311619	517.70	RESTOCK SUPPLIES FOR PFA SHOP	2/24/2023
1388	CARLSBAD QUALITY JANITORIAL			HAGERMAN	NM	22305085	311619	131.25	Janitorial Supplies	2/24/2023
1388	CARLSBAD QUALITY JANITORIAL			HAGERMAN	NM	22305152	311619	282.00	cleaning supplies	2/24/2023
1388	CARLSBAD QUALITY JANITORIAL			HAGERMAN	NM	22305055	311652	397.56	cleaning supplies	2/28/2023
902	CARLSBAD RADIO INC.	KAMQ INC		CARLSBAD	NM	22304318	29195	500.00	Riverblitz 2023 Radio Ad Pkg.	2/17/2023
902	CARLSBAD RADIO INC.	KAMQ INC		CARLSBAD	NM	22300852	1000944	215.04	Annual PO -Carlsbad Radio- Tra	2/10/2023
1085	CARROT TOP INDUSTRIES			HILLSBOROUGH	NC	22303868	311460	591.79	Flag Pole	2/17/2023
1085	CARROT TOP INDUSTRIES			HILLSBOROUGH	NC	22303864	311460	591.79	Flag pole for pro shop	2/17/2023
13208	CAVERN CITY MEDIA			CARLSBAD	NM	22304576	311349	215.04	Carlsbad Local Quarter Page Ad for Jan. 27, 2023	2/10/2023
12988	CECIL M DANIELL			CARLSBAD	NM	22304721	29188	500.00	Trash Pickup Not to Exceed \$500	2/10/2023
992	CED	CONSOLIDATED ELECTRICAL DISTRIBUTORS INC		DALLAS	TX	22304399	311277	83.04	install exit light @Airport/D Treadaway	2/3/2023
992	CED	CONSOLIDATED ELECTRICAL DISTRIBUTORS INC		DALLAS	TX	22304026	311350	119.48	compact fluorescent lamps	2/10/2023
992	CED	CONSOLIDATED ELECTRICAL DISTRIBUTORS INC		DALLAS	TX	22304420	311350	491.00	Material and supplies needed for the Elect. shop	2/10/2023
992	CED	CONSOLIDATED ELECTRICAL DISTRIBUTORS INC		DALLAS	TX	22304417	311350	204.33	repair receipt @PecosRiverVillage	2/10/2023
992	CED	CONSOLIDATED ELECTRICAL DISTRIBUTORS INC		DALLAS	TX	22304416	311350	235.00	replace light on tennis courts office wall	2/10/2023
992	CED	CONSOLIDATED ELECTRICAL DISTRIBUTORS INC		DALLAS	TX	22304667	311350	69.95	MATERIAL TO INSTALL METER B HOWELL	2/10/2023
992	CED	CONSOLIDATED ELECTRICAL DISTRIBUTORS INC		DALLAS	TX	22304654	311350	14.50	seal to install valve @WaterPark D Treadaway	2/10/2023
992	CED	CONSOLIDATED ELECTRICAL DISTRIBUTORS INC		DALLAS	TX	22303849	311461	14.70	material for hall of fame/B Howell	2/17/2023
992	CED	CONSOLIDATED ELECTRICAL DISTRIBUTORS INC		DALLAS	TX	22303849	311461	420.11	material for hall of fame/B Howell	2/17/2023
992	CED	CONSOLIDATED ELECTRICAL DISTRIBUTORS INC		DALLAS	TX	22304914	311567	7.00	material for repairs @Airport Lobby	2/24/2023
992	CED	CONSOLIDATED ELECTRICAL DISTRIBUTORS INC		DALLAS	TX	22304897	311567	71.95	replace receptacle @Airport lobby	2/24/2023
992	CED	CONSOLIDATED ELECTRICAL DISTRIBUTORS INC		DALLAS	TX	22304962	311567	75.00	tape for various jobs / D Domonguez	2/24/2023
992	CED	CONSOLIDATED ELECTRICAL DISTRIBUTORS INC		DALLAS	TX	22304963	311567	73.95	install outlet for A/V @ARuizCenter/JPadilla	2/24/2023
992	CED	CONSOLIDATED ELECTRICAL DISTRIBUTORS INC		DALLAS	TX	22304964	311567	37.20	material for electrical job @Museum/JPadilla	2/24/2023
992	CED	CONSOLIDATED ELECTRICAL DISTRIBUTORS INC		DALLAS	TX	22304849	311567	393.00	replace timer @TeenRec.B Howell	2/24/2023
992	CED	CONSOLIDATED ELECTRICAL DISTRIBUTORS INC		DALLAS	TX	22303672	311567	345.00	repairs to tree wells on canyon st/JPadilla	2/24/2023
992	CED	CONSOLIDATED ELECTRICAL DISTRIBUTORS INC		DALLAS	TX	22303657	311567	66.81	material for sub station dorm rooms/B Howell	2/24/2023
992	CED	CONSOLIDATED ELECTRICAL DISTRIBUTORS INC		DALLAS	TX	22303024	311567	958.10	Electrical Equipment for Hall of Fame	2/24/2023
1120	CENTRAL VALLEY ELECTRIC COOP	MEMBER NO 328		ARTESIA	NM	22300037	1000972	116.80	Customer #328	2/17/2023
1206	CHAMBER OF COMMERCE CORP.			CARLSBAD	NM	22300351	1000945	27,708.00	Promotional Expense for Carlsbad Chamber Managemen	2/10/2023
1206	CHAMBER OF COMMERCE CORP.			CARLSBAD	NM	22300350	1000945	25,000.00	Promotional Expense for Chamber of Commerce	2/10/2023

VENDOR	NAME	NAME2	DBA	CITY	STATE	P.O.	CHECK NO	INVOICE NET	INVOICE DESCRIPTION	CHECK DATE
1206	CHAMBER OF COMMERCE CORP.			CARLSBAD	NM	22304074	1000945	74,915.13	COC Christmas on the Pecos Advertising	2/10/2023
9382	CHARLES H. JURVA	RIO PECOS TENNIS SHOP		CARLSBAD	NM	22300372	311278	1,615.92	Annual tennis pro services	2/3/2023
14037	CHRISTOPHER AUSTIN			CARLSBAD	NM		311463	42.00	Travel to Hobbs-PD	2/17/2023
14037	CHRISTOPHER AUSTIN			CARLSBAD	NM		311569	42.00	Travel to Abq	2/24/2023
276	CHRISTOPHER MORALES			ARTESIA	NM		311279	2,500.00	Advanced request	2/3/2023
12871	CIELO VISTA MALL	SIMON PROPERTY GROUP LP		EL PASO	TX	22304670	311280	1,600.00	Recruiting Booth - 2/20 - 3/20/23	2/3/2023
1491	CLARK TRUCK EQUIPMENT COMPANY INC			ALBUQUERQUE	NM	22304694	311464	1,321.00	LIGHT BAR & BRACKET FOR CONST #13226	2/17/2023
12653	CLUB PROPHET SYSTEMS	PRO-SHOPKEEPER COMP SOFTWARE		CHESWICK	PA	22300734	311281	456.96	POS Monthly service charge	2/3/2023
1202	COATS PUMP & SUPPLY INC			DEXTER	NM	22304799	1001006	2,895.00	Replace trash pump/quotes in scan file	2/24/2023
13302	CODE 3 SERVICE LLC			ALBUQUERQUE	NM	22206896	1001007	3,046.31	programmable radio for Battalion Chief vehicle	2/24/2023
8918	COLONIAL LIFE & ACCIDENT	PROCESSING CENTER		COLUMBIA	SC		405507	7,447.64	BCN E9832924	2/10/2023
8918	COLONIAL LIFE & ACCIDENT	PROCESSING CENTER		COLUMBIA	SC		405507	12,075.21	BCN E7260904	2/10/2023
8918	COLONIAL LIFE & ACCIDENT	PROCESSING CENTER		COLUMBIA	SC		405549	7,409.50	BCN E9832924	2/24/2023
8918	COLONIAL LIFE & ACCIDENT	PROCESSING CENTER		COLUMBIA	SC		405549	12,026.52	BCN E7260904	2/24/2023
1270	CONNELLS OFFICE SUPPLY			CARLSBAD	NM	22304679	1000918	6.50	2023 Calendar PFA	2/3/2023
1270	CONNELLS OFFICE SUPPLY			CARLSBAD	NM	22304706	1000918	203.00	Office Chair	2/3/2023
1270	CONNELLS OFFICE SUPPLY			CARLSBAD	NM	22304680	1000918	32.00	Office Supplies	2/3/2023
1270	CONNELLS OFFICE SUPPLY			CARLSBAD	NM	22304498	1000946	102.60	Children's Program materials	2/10/2023
1270	CONNELLS OFFICE SUPPLY			CARLSBAD	NM	22304621	1000946	80.50	Office Supplies	2/10/2023
1270	CONNELLS OFFICE SUPPLY			CARLSBAD	NM	22304107	1000946	31.25	Weekly/Monthly Calendar	2/10/2023
1270	CONNELLS OFFICE SUPPLY			CARLSBAD	NM	22303771	1000946	428.20	Office supplies for Sports Complex	2/10/2023
1270	CONNELLS OFFICE SUPPLY			CARLSBAD	NM	22303771	1000946	223.05	Office supplies for Sports Complex	2/10/2023
1270	CONNELLS OFFICE SUPPLY			CARLSBAD	NM	22304853	1000946	76.00	Copy paper	2/10/2023
1270	CONNELLS OFFICE SUPPLY			CARLSBAD	NM	22304648	1000946	490.00	Office Supplies	2/10/2023
1270	CONNELLS OFFICE SUPPLY			CARLSBAD	NM	22304898	1000973	183.10	Office Supplies	2/17/2023
1270	CONNELLS OFFICE SUPPLY			CARLSBAD	NM	22304882	1000973	180.35	office supplies, graph paper binders pens	2/17/2023
1270	CONNELLS OFFICE SUPPLY			CARLSBAD	NM	22304882	1000973	60.00	office supplies, graph paper binders pens	2/17/2023
1270	CONNELLS OFFICE SUPPLY			CARLSBAD	NM	22304979	1000973	59.00	Children's Program materials	2/17/2023
1270	CONNELLS OFFICE SUPPLY			CARLSBAD	NM	22304870	1000973	44.00	Supplies for Finance	2/17/2023
1270	CONNELLS OFFICE SUPPLY			CARLSBAD	NM	22304898	1001008	53.00	Office Supplies	2/24/2023
1270	CONNELLS OFFICE SUPPLY			CARLSBAD	NM	22304979	1001008	30.25	Children's Program materials	2/24/2023
1270	CONNELLS OFFICE SUPPLY			CARLSBAD	NM	22304969	1001008	33.00	calendar	2/24/2023
1270	CONNELLS OFFICE SUPPLY			CARLSBAD	NM	22305057	1001008	63.50	Supplies for Finance	2/24/2023
1270	CONNELLS OFFICE SUPPLY			CARLSBAD	NM	22305179	1001038	64.00	Supplies for Finance	2/28/2023
1270	CONNELLS OFFICE SUPPLY			CARLSBAD	NM	22305178	1001038	230.00	Supplies for Finance	2/28/2023
1290	CONSTRUCTOR'S INC.			CARLSBAD	NM	22303533	1000974	1,445.65	HOT MIX FOR CURRY RD SPEED TABLES	2/17/2023
1290	CONSTRUCTOR'S INC.			CARLSBAD	NM	22304816	1001009	2,674.03	main line road repair 3903 pat garrett	2/24/2023
1290	CONSTRUCTOR'S INC.			CARLSBAD	NM	22304854	1001009	1,994.03	Asphalt repair water mainline repair work	2/24/2023
1290	CONSTRUCTOR'S INC.			CARLSBAD	NM	22304837	1001009	2,203.37	Asphalt Repair Water Mainline Repair	2/24/2023
1290	CONSTRUCTOR'S INC.			CARLSBAD	NM	22304761	1001009	54,019.65	Golf Pro Shop Back Porch Improvements (Eddy Co. Pr	2/24/2023
1290	CONSTRUCTOR'S INC.			CARLSBAD	NM	22305194	1001009	151.84	CRUSHED ROCK FOR MINI GOLF	2/24/2023
1290	CONSTRUCTOR'S INC.			CARLSBAD	NM	22304883	1001039	4,125.84	Asphalt Repair Water Mainline Repair	2/28/2023
1317	COOPER ENTERPRISES LLC	GLASS DOCTOR AUTO OF CARLSBAD		CARLSBAD	NM	22304829	311365	84.94	#38 windshield chip repair	2/10/2023
1317	COOPER ENTERPRISES LLC	GLASS DOCTOR AUTO OF CARLSBAD		CARLSBAD	NM	22304790	311580	375.93	#44 windshield Replacement	2/24/2023
5775	COOPERATIVE EDUCATIONAL SERVICES			ALBUQUERQUE	NM	22302014	29182	85,763.48	Repairs to San Jose Low Water Crossing	2/3/2023
5775	COOPERATIVE EDUCATIONAL SERVICES			ALBUQUERQUE	NM	22301321	29182	149,999.99	Crack Seal for FY23 Street Improvement Projects	2/3/2023
5775	COOPERATIVE EDUCATIONAL SERVICES			ALBUQUERQUE	NM	22302445	311462	6,723.80	Door opener for ARSC	2/17/2023
5775	COOPERATIVE EDUCATIONAL SERVICES			ALBUQUERQUE	NM	22303742	311462	26,645.12	BRICK REPAIR PRV	2/17/2023
5775	COOPERATIVE EDUCATIONAL SERVICES			ALBUQUERQUE	NM	22302462	311462	15,432.77	7 ea. Shade Structures, & 7 Benches (Mini-Golf)	2/17/2023
5775	COOPERATIVE EDUCATIONAL SERVICES			ALBUQUERQUE	NM	22302074	311462	24,944.83	Upsize of Sewer from 8" to 15" and 7 services	2/17/2023
5775	COOPERATIVE EDUCATIONAL SERVICES			ALBUQUERQUE	NM	22302809	311568	10,288.88	ELECTRICAL WORK ARUIZ CTR BINGO ROOM	2/24/2023
5775	COOPERATIVE EDUCATIONAL SERVICES			ALBUQUERQUE	NM	22302811	311636	3,225.62	raise manhole at ridgecrest	2/28/2023

VENDOR	NAME	NAME2	DBA	CITY	STATE	P.O.	CHECK NO	INVOICE NET	INVOICE DESCRIPTION	CHECK DATE
12318	CORE & MAIN LP			ST LOUIS	MO	22304530	311570	3,099.02	NM State Purchase Agreement No. 10-00000-20-00044	2/24/2023
12318	CORE & MAIN LP			ST LOUIS	MO	22304554	311570	2,329.35	Restock inventory	2/24/2023
12318	CORE & MAIN LP			ST LOUIS	MO	22304499	311570	1,686.09	Vendor found some in stock/WE ARE OUT	2/24/2023
1377	COUFAL- PRATER EQUIPMENT LLC	UNITED AG & TURF LLC		WACO	TX	22304183	311321	294.47	BLOWER FAN, BUSHING & HARDWARE SPC Z TRAC	2/3/2023
1377	COUFAL- PRATER EQUIPMENT LLC	UNITED AG & TURF LLC		WACO	TX	22304187	311321	499.53	CABLE, JOINTS, LEVER & HARDWARE FOR GOLF GATOR	2/3/2023
1377	COUFAL- PRATER EQUIPMENT LLC	UNITED AG & TURF LLC		WACO	TX	22304181	311321	103.20	HOSE NEEDED TO REPAIR SPC TRACTOR	2/3/2023
12691	CREATIVE CARLSBAD			CARLSBAD	NM	22300379	311352	3,818.00	Promotional Expense for Creative Carlsbad Arts	2/10/2023
829	CREATIVE RECREATIONAL DESIGNS INC			RIO RANCHO	NM	22207840	1001010	52,283.28	Shade Structures for HAP	2/24/2023
1367	CREWS GLASS & MIRROR INC.			CARLSBAD	NM	22304564	1000947	1,225.00	repair downstairs windows	2/10/2023
1266	CRISTIAN RODRIGUEZ			LAS CRUCES	NM		311353	20.00	Travel to Roswell	2/10/2023
1266	CRISTIAN RODRIGUEZ			LAS CRUCES	NM		311465	20.00	Travel to Roswell-Fire	2/17/2023
1266	CRISTIAN RODRIGUEZ			LAS CRUCES	NM		311465	20.00	Travel to Hobbs-Fire	2/17/2023
1266	CRISTIAN RODRIGUEZ			LAS CRUCES	NM		311465	20.00	Travel to Roswell-Fire	2/17/2023
1266	CRISTIAN RODRIGUEZ			LAS CRUCES	NM		311571	20.00	Travel to Roswell	2/24/2023
12240	CUMMINS SALES & SERVICE	CUMMINS INC		DENVER	CO	22304500	311466	1,540.00	Annual subscription for insite cummins program	2/17/2023
1190	DZG GROUP LLC		POST UP STAND	FALL RIVER	MA	22303892	311303	1,050.26	display pedestals for exhibits	2/3/2023
1402	DARDANELLE TIMBER CO INC	C/O SUTHERLANDS		CARLSBAD	NM	22304655	311354	26.07	for A/c covers	2/10/2023
1402	DARDANELLE TIMBER CO INC	C/O SUTHERLANDS		CARLSBAD	NM	22304828	311354	220.70	Material needed for the Mini Golf Course	2/10/2023
1402	DARDANELLE TIMBER CO INC	C/O SUTHERLANDS		CARLSBAD	NM	22305014	311572	79.90	Needed for the Tennis Court nets at Beach area	2/24/2023
1402	DARDANELLE TIMBER CO INC	C/O SUTHERLANDS		CARLSBAD	NM	22304997	311572	21.98	Bungee cord assortments for Transit	2/24/2023
1631	DAVID K WEYAND	D & S CUSTOM COVERS		ROCKWOOD	PA	22302232	311467	1,490.00	Hose bed cover for Engine 7	2/17/2023
3622	DEERE CREDIT INC.			JOHNSTON	IA	22300399	311282	1,110.84	account#020-0052819-052	2/3/2023
3622	DEERE CREDIT INC.			JOHNSTON	IA	22300355	311355	354.48	020-0062341-003	2/10/2023
3622	DEERE CREDIT INC.			JOHNSTON	IA	22300319	311355	287.36	FY23 Second Bunker Rake Lease for Sports Complex	2/10/2023
3622	DEERE CREDIT INC.			JOHNSTON	IA	22300400	311573	578.97	020-0062341-009	2/24/2023
3622	DEERE CREDIT INC.			JOHNSTON	IA	22300181	311573	2,157.99	020-0062341-007	2/24/2023
3622	DEERE CREDIT INC.			JOHNSTON	IA	22300184	311573	1,724.37	020-0062341-004	2/24/2023
3622	DEERE CREDIT INC.			JOHNSTON	IA	22300182	311573	3,234.50	020-0062341-006	2/24/2023
3622	DEERE CREDIT INC.			JOHNSTON	IA	22300183	311573	4,983.20	020-0062341-005	2/24/2023
3622	DEERE CREDIT INC.			JOHNSTON	IA	22300355	311573	5,041.53	020-0062341-002	2/24/2023
3622	DEERE CREDIT INC.			JOHNSTON	IA	22300353	311573	3,833.06	020-0062341-001	2/24/2023
3622	DEERE CREDIT INC.			JOHNSTON	IA	22300354	311573	1,596.85	020-0062341-000	2/24/2023
3622	DEERE CREDIT INC.			JOHNSTON	IA	22300174	311573	210.54	020-0052819-051	2/24/2023
3622	DEERE CREDIT INC.			JOHNSTON	IA	22301541	311573	319.49	account#020-0062341-008	2/24/2023
3622	DEERE CREDIT INC.			JOHNSTON	IA	22300355	311573	708.96	account#020-0062341-003	2/24/2023
1463	DEMCO, INC.			MILWAUKEE	WI	22304616	1000975	61.26	book easels	2/17/2023
648	DISH DBS CORP	DISH NETWORK LLC		ENGLEWOOD	CO	22300075	311468	142.33	account#8255707089923804	2/17/2023
1786	EASTERN NM UNIVERSITY - ROSWELL			ROSWELL	NM	22304908	311638	105.00	CPR Training	2/28/2023
1837	EDDY COUNTY			CARLSBAD	NM	22303619	29189	43,519.73	1st qtr invoice	2/10/2023
1837	EDDY COUNTY			CARLSBAD	NM	22300540	311356	52,094.52	City Share of Sandpoint Landfill OP FY 22/23	2/10/2023
1809	EDDY COUNTY DETENTION CENTER			CARLSBAD	NM	22300284	311469	30,590.00	FY 2023 - Prisoner Housing	2/17/2023
1810	EDDY COUNTY EXTENSION SERVICE			CARLSBAD	NM	22303697	311283	40.00	Pesticide Renewal L Chapman, T Harvey	2/3/2023
938	EDUARDO BUSTAMANTE			CARLSBAD	NM	22305041	29202	500.00	Trash Pickup Not to Exceed \$500	2/24/2023
11112	EDWARD RODRIGUEZ			CARLSBAD	NM		311357	283.20	Travel to Santa Fe	2/10/2023
1931	EMS REGION III CORP			CLOVIS	NM	22304674	311575	280.00	CPR Cards for city employees	2/24/2023
6321	ENMU-ROSWELL			ROSWELL	NM	22304903	311360	105.00	Instructor Cards	2/10/2023
6321	ENMU-ROSWELL			ROSWELL	NM	22303959	311576	2,113.76	Non-Credit EMT Class for New Recruits	2/24/2023
13358	EQUIPMENTSHARE.COM INC			FULTON	MO	22302198	1001040	644.80	scissor lift	2/28/2023
422	ERIC A ESTRADA			CARLSBAD	NM	22304484	29196	400.00	Trash Pickup Not to Exceed \$400	2/17/2023
1318	ERIC FLORES	A & E SOLUTIONS LLC	PAC N MAIL	CARLSBAD	NM	22301176	311414	196.78	Postage for Items Express/Trac	2/10/2023
876	ERNESTO B MARTINEZ			ROSWELL	NM	22300556	311577	1,078.33	Annual requisition for court appointed attorney	2/24/2023
876	ERNESTO B MARTINEZ			ROSWELL	NM	22300556	311577	1,078.33	Annual requisition for court appointed attorney	2/24/2023

VENDOR	NAME	NAME2	DBA	CITY	STATE	P.O.	CHECK NO	INVOICE NET	INVOICE DESCRIPTION	CHECK DATE
2019	EXERPLAY, INC.			CEDAR CREST	NM	22302993	311361	7,200.07	Fixed Route shelters install SPA# 90-000-19-00062	2/10/2023
1801	E-Z RENTALS & SALES, INC.			CARLSBAD	NM	22303200	311574	1,114.40	EQUIPMENT FOR CEMETARY LANDSCAPE	2/24/2023
1801	E-Z RENTALS & SALES, INC.			CARLSBAD	NM	22305107	311574	269.99	Weed eater	2/24/2023
12095	FARO TECHNOLOGIES, INC			LAKE MARY	FL	22304860	311578	77.00	FARO Zone 2D	2/24/2023
2359	FERGUSON WATERWORKS #3083			LOS ANGELES	CA	22304215	1000919	6,210.69	Equipping Tatum Wells	2/3/2023
2359	FERGUSON WATERWORKS #3083			LOS ANGELES	CA	22304112	1000949	86.84	Restock inventory	2/10/2023
2359	FERGUSON WATERWORKS #3083			LOS ANGELES	CA	22304625	1000949	727.96	Restock inventory	2/10/2023
2359	FERGUSON WATERWORKS #3083			LOS ANGELES	CA	22304625	1000949	611.16	Restock inventory	2/10/2023
2359	FERGUSON WATERWORKS #3083			LOS ANGELES	CA	22302119	1000949	920.40	LOW STOCK	2/10/2023
2359	FERGUSON WATERWORKS #3083			LOS ANGELES	CA	22302119	1000949	920.40	LOW STOCK	2/10/2023
2359	FERGUSON WATERWORKS #3083			LOS ANGELES	CA	22304561	1000949	83.19	water supply valves for Fire St #1/D Dillings	2/10/2023
2359	FERGUSON WATERWORKS #3083			LOS ANGELES	CA	22301096	1001011	880.92	Restock inventory	2/24/2023
2359	FERGUSON WATERWORKS #3083			LOS ANGELES	CA	22301096	1001011	293.64	Restock inventory	2/24/2023
2359	FERGUSON WATERWORKS #3083			LOS ANGELES	CA	22304625	1001011	462.25	Restock inventory	2/24/2023
2359	FERGUSON WATERWORKS #3083			LOS ANGELES	CA	22304215	1001011	(298.23)	Equipping Tatum Wells	2/24/2023
2359	FERGUSON WATERWORKS #3083			LOS ANGELES	CA	22305059	1001041	2,305.26	Restock inventory	2/28/2023
2384	FLEETPRIDE			DALLAS	TX	22303079	311471	3,235.33	PTO FOR WWC #10084	2/17/2023
2384	FLEETPRIDE			DALLAS	TX	22304178	311471	2,024.41	BRAKE PARTS NEEDED FOR SW #397	2/17/2023
2384	FLEETPRIDE			DALLAS	TX	22304260	311471	2,113.97	PTO and parts for sw refuse r=truck #10789	2/17/2023
2384	FLEETPRIDE			DALLAS	TX	22304609	311471	172.36	PURGE VALVES FOR SW #16660	2/17/2023
2384	FLEETPRIDE			DALLAS	TX	22302666	311471	1,528.45	BRAKE PADS, KITS, & SEALS FOR SW UNITS	2/17/2023
2596	FOLLETT CORPORATION	FOLLETT HIGHER EDUCATION GROUP LLC		WESTCHESTER	IL	22304004	311472	3,332.50	EMS Textbooks	2/17/2023
2480	FORREST TIRE CO., INC.			CARLSBAD	NM	22300168	1000920	25.00	Annual Flat Repair Service Tra	2/3/2023
2480	FORREST TIRE CO., INC.			CARLSBAD	NM	22300168	1000950	25.00	Annual Flat Repair Service Tra	2/10/2023
2480	FORREST TIRE CO., INC.			CARLSBAD	NM	22304747	1000950	231.17	emergency tire repair for unit 14094	2/10/2023
2480	FORREST TIRE CO., INC.			CARLSBAD	NM	22304632	1000977	231.17	emergency flat repair on cat backhoe	2/17/2023
2480	FORREST TIRE CO., INC.			CARLSBAD	NM	22304747	1000977	(231.17)	emergency tire repair for unit 14094	2/17/2023
2480	FORREST TIRE CO., INC.			CARLSBAD	NM	22304747	1000977	931.27	emergency tire repair for unit 14094	2/17/2023
2480	FORREST TIRE CO., INC.			CARLSBAD	NM	22304238	1000977	280.00	steel wheels for sw unit #14732	2/17/2023
2480	FORREST TIRE CO., INC.			CARLSBAD	NM	22305087	1001012	719.04	replace tires on unit 12106.F Valdez	2/24/2023
2480	FORREST TIRE CO., INC.			CARLSBAD	NM	22305072	1001012	892.06	245.65r17 cooper endeavor plus tires	2/24/2023
2480	FORREST TIRE CO., INC.			CARLSBAD	NM	22305001	1001012	9,331.20	11r22.5 firestone tires #281042 state contract	2/24/2023
2480	FORREST TIRE CO., INC.			CARLSBAD	NM	22304519	1001042	1,045.90	TIRE REPAIR	2/28/2023
2480	FORREST TIRE CO., INC.			CARLSBAD	NM	22304519	1001042	299.18	TIRE REPAIR	2/28/2023
2502	FOX SCIENTIFIC, INC.			ALVARADO	TX	22304001	311284	192.92	Part for Autoclave	2/3/2023
12896	FRIENDS OF THE LIVING DESERT			CARLSBAD	NM	22300381	311579	7,067.75	Promotional Expense for Friends of Living Desert	2/24/2023
12960	GALLS LLC			CHICAGO	IL	22301050	1000951	329.86	FY 2023 - Uniforms - Patrol	2/10/2023
12960	GALLS LLC			CHICAGO	IL	22304441	1000951	966.42	Uniforms for fire dept administration	2/10/2023
10862	GAMETIME INC			FT PAYNE	AL	22304043	311639	16,035.00	Replace Mulch at all playgrounds	2/28/2023
13355	GARRETT HENDREN			LAS CRUCES	NM		311285	2,500.00	Advance Request	2/3/2023
13355	GARRETT HENDREN			LAS CRUCES	NM		311362	60.00	Travel to Hobbs NM	2/10/2023
1410	GARY NIBLETT INC			SANTA FE	NM	22304884	311363	15,000.00	Painting - Apache Night Raiders by Gary Niblett	2/10/2023
8928	GENERAL OPERATING FUND						405508	37,463.22	State Tax	2/10/2023
8928	GENERAL OPERATING FUND						405550	38,635.53	State Tax	2/24/2023
14298	GEORGE PETERSON			ROSWELL	NM		311364	644.00	Travel to Las Cruces	2/10/2023
2933	GRAINGER			KANSAS CITY	MO	22304304	311286	8.42	Monitor cable splitter	2/3/2023
2933	GRAINGER			KANSAS CITY	MO	22304714	311366	2,167.08	blades for street saw	2/10/2023
2933	GRAINGER			KANSAS CITY	MO	22304707	311366	9.38	hose connector for dump station	2/10/2023
2933	GRAINGER			KANSAS CITY	MO	22304720	311366	908.44	Museum Materials and Supplies	2/10/2023
2933	GRAINGER			KANSAS CITY	MO	22304734	311366	40.98	hitch receiver tube 2" compatible	2/10/2023
2933	GRAINGER			KANSAS CITY	MO	22304681	311366	316.08	filters	2/10/2023
2933	GRAINGER			KANSAS CITY	MO	22304647	311366	18.34	whisk broom for service units /L White	2/10/2023

VENDOR	NAME	NAME2	DBA	CITY	STATE	P.O.	CHECK NO	INVOICE NET	INVOICE DESCRIPTION	CHECK DATE
2933	GRAINGER			KANSAS CITY	MO	22304594	311366	159.00	street brooms for service crews	2/10/2023
2933	GRAINGER			KANSAS CITY	MO	22304653	311366	38.99	replace mud flaps on dumptruck/R Lopez	2/10/2023
2933	GRAINGER			KANSAS CITY	MO	22304588	311366	178.54	replace inverter on unit 14194/R Lopez	2/10/2023
2933	GRAINGER			KANSAS CITY	MO	22304824	311366	1,260.81	Install heater in Warehouse	2/10/2023
2933	GRAINGER			KANSAS CITY	MO	22304846	311474	161.14	replace water tank on street saw	2/17/2023
2933	GRAINGER			KANSAS CITY	MO	22304845	311474	42.24	replace tail lamp lens on dump truck	2/17/2023
2933	GRAINGER			KANSAS CITY	MO	22304912	311474	132.00	filters for office HVAC's/J Nesbit	2/17/2023
2933	GRAINGER			KANSAS CITY	MO	22304895	311474	13.76	batteries for various jobs/A Galindo	2/17/2023
2933	GRAINGER			KANSAS CITY	MO	22304926	311474	301.24	vacuum for Pro Shop / C Cordova	2/17/2023
2933	GRAINGER			KANSAS CITY	MO	22304550	311474	267.08	PRESSURE HOSE FOR WWC #10084	2/17/2023
2933	GRAINGER			KANSAS CITY	MO	22304574	311474	555.03	SUPPLIES NEEDED FOR VARIOUS DEPT	2/17/2023
2933	GRAINGER			KANSAS CITY	MO	22304901	311581	39.20	Various supplies	2/24/2023
2933	GRAINGER			KANSAS CITY	MO	22304901	311581	314.10	Various supplies	2/24/2023
2933	GRAINGER			KANSAS CITY	MO	22305060	311581	56.48	Gas line repairs various depts	2/24/2023
2933	GRAINGER			KANSAS CITY	MO	22305060	311581	368.08	Gas line repairs various depts	2/24/2023
2933	GRAINGER			KANSAS CITY	MO	22305007	311581	62.18	Tools needed for Luke	2/24/2023
2933	GRAINGER			KANSAS CITY	MO	22304994	311581	34.98	tubing to cover worn controls on backhoe /A Galind	2/24/2023
2933	GRAINGER			KANSAS CITY	MO	22304995	311581	61.80	strap for water tank on street saw	2/24/2023
2933	GRAINGER			KANSAS CITY	MO	22304996	311581	134.46	wrenches for unit 14197/R Myers	2/24/2023
2933	GRAINGER			KANSAS CITY	MO	22305048	311581	51.18	adapter for unit 14195 toolkit/R Lopez	2/24/2023
2933	GRAINGER			KANSAS CITY	MO	22305088	311581	183.45	tow hooks for equipment tie down	2/24/2023
2933	GRAINGER			KANSAS CITY	MO	22305102	311581	30.66	sealant for various water services jobs/R Myers	2/24/2023
2546	GREEN CLEAN WINDOW CLEANING	SHERRIE L BOSTON		CARLSBAD	NM	22300901	311287	269.11	FY 2023 - Window Cleaning	2/3/2023
2947	GREER CONSTRUCTION, INC.			CARLSBAD	NM	22302321	1001013	131,143.12	Cavern Theater Phase 4	2/24/2023
3021	GUY LUTMAN ENTERPRISES LLC		DBA AGC SIGN CENTRE	CARLSBAD	NM	22304096	311475	79.84	DOOR DECAL & #'S FOR FM #12256	2/17/2023
10957	HALL ENVIRONMENTAL	ANALYSIS LABORATORY INC		ALBUQUERQUE	NM	22300559	1000952	140.69	Annual testing expense for EPA & NMED Permits	2/10/2023
10957	HALL ENVIRONMENTAL	ANALYSIS LABORATORY INC		ALBUQUERQUE	NM	22300559	1000952	814.13	Annual testing expense for EPA & NMED Permits	2/10/2023
10957	HALL ENVIRONMENTAL	ANALYSIS LABORATORY INC		ALBUQUERQUE	NM	22300559	1000952	180.69	Annual testing expense for EPA & NMED Permits	2/10/2023
10957	HALL ENVIRONMENTAL	ANALYSIS LABORATORY INC		ALBUQUERQUE	NM	22300559	1000952	135.30	Annual testing expense for EPA & NMED Permits	2/10/2023
10957	HALL ENVIRONMENTAL	ANALYSIS LABORATORY INC		ALBUQUERQUE	NM	22300559	1000952	431.19	Annual testing expense for EPA & NMED Permits	2/10/2023
10957	HALL ENVIRONMENTAL	ANALYSIS LABORATORY INC		ALBUQUERQUE	NM	22300559	1000952	135.30	Annual testing expense for EPA & NMED Permits	2/10/2023
10957	HALL ENVIRONMENTAL	ANALYSIS LABORATORY INC		ALBUQUERQUE	NM	22300559	1000978	140.69	Annual testing expense for EPA & NMED Permits	2/17/2023
3050	HALL MACHINE			CARLSBAD	NM	22304902	311476	27.90	Material to make turn off key	2/17/2023
3050	HALL MACHINE			CARLSBAD	NM	22304440	311476	8.00	Gate latches for mini golf	2/17/2023
3050	HALL MACHINE			CARLSBAD	NM	22304974	311476	64.40	Material to make turn off key	2/17/2023
3050	HALL MACHINE			CARLSBAD	NM	22304789	311582	480.00	RESTOCK FOR ALL PFA UNITS	2/24/2023
3050	HALL MACHINE			CARLSBAD	NM	22304578	311582	1,370.88	Need to finish job	2/24/2023
3050	HALL MACHINE			CARLSBAD	NM	22304562	311582	1,489.66	Manifold for Airport Well	2/24/2023
548	HBSS CONNECT CORP			LOWELL	MA	22300472	1000911	88.35	IVR Minutes 4 transit software Aug 22 thru March 2	2/3/2023
11079	HEIL OF TEXAS	TEXAN WASTE EQUIPMENT INC		IRVING	TX	22304164	311477	262.54	GRAB ARM SPRINGS FOR SW PYTHON UNITS	2/17/2023
11079	HEIL OF TEXAS	TEXAN WASTE EQUIPMENT INC		IRVING	TX	22304705	311477	688.54	AIR SOLENOID FOR SW PYTHON UNITS	2/17/2023
11079	HEIL OF TEXAS	TEXAN WASTE EQUIPMENT INC		IRVING	TX	22304156	311477	1,324.57	Estimated cost to diagnose pto failure for warrant	2/17/2023
3140	HELENA AGRI-ENTERPRISES			DALLAS	TX	22302444	311367	8,680.00	ryegrass seed for tee boxes	2/10/2023
3159	HI LINE CO			DALLAS	TX	22304225	311368	1,446.75	RESTOCK FOR ALL PFA UNITS	2/10/2023
3159	HI LINE CO			DALLAS	TX	22303324	311478	643.67	REFILL BULK BINS IN GARAGE SHOP	2/17/2023
3159	HI LINE CO			DALLAS	TX	22304476	311478	984.71	REFILL BULK BINS IN GARAGE SHOP FOR SW UNITS	2/17/2023
3159	HI LINE CO			DALLAS	TX	22303780	311583	801.24	REFILL BULK BINS IN GARAGE SHOP FOR SW UNITS	2/24/2023
11680	HINKLE + LANDERS, PC			ALBUQUERQUE	NM	22305216	1001043	323.25	Review & Implementation of Lease Standards-GASB 87	2/28/2023
11680	HINKLE + LANDERS, PC			ALBUQUERQUE	NM	22305244	1001043	13,576.50	Review & Implementation of Lease Standards-GASB 87	2/28/2023
3174	HINKLE SHANOR LLP			ROSWELL	NM	22301249	1001044	1,953.98	Annual Purchase Requisition for Small Matters	2/28/2023
3174	HINKLE SHANOR LLP			ROSWELL	NM	22301249	1001044	1,425.25	Annual Purchase Requisition for Small Matters	2/28/2023
8937	IBEW, LOCAL UNION #611			ALBUQUERQUE	NM		405509	321.30	Dues PR#1	2/10/2023

VENDOR	NAME	NAME2	DBA	CITY	STATE	P.O.	CHECK NO	INVOICE NET	INVOICE DESCRIPTION	CHECK DATE
8937	IBEW, LOCAL UNION #611			ALBUQUERQUE	NM		405509	908.08	2% Fees PR#1	2/10/2023
3465	INGRAM LIBRARY SERVICES			ATLANTA	GA	22300877	311369	128.46	Youth Books for Circulation Collection	2/10/2023
3465	INGRAM LIBRARY SERVICES			ATLANTA	GA	22303918	311369	120.09	Books for the StoryWalk	2/10/2023
3465	INGRAM LIBRARY SERVICES			ATLANTA	GA	22302923	311641	132.65	Books for adult fiction/nonfiction collection	2/28/2023
3465	INGRAM LIBRARY SERVICES			ATLANTA	GA	22302923	311641	55.29	Books for adult fiction/nonfiction collection	2/28/2023
3465	INGRAM LIBRARY SERVICES			ATLANTA	GA	22302923	311641	91.17	Books for adult fiction/nonfiction collection	2/28/2023
3465	INGRAM LIBRARY SERVICES			ATLANTA	GA	22302923	311641	182.22	Books for adult fiction/nonfiction collection	2/28/2023
3465	INGRAM LIBRARY SERVICES			ATLANTA	GA	22302923	311641	11.85	Books for adult fiction/nonfiction collection	2/28/2023
3465	INGRAM LIBRARY SERVICES			ATLANTA	GA	22302923	311641	199.61	Books for adult fiction/nonfiction collection	2/28/2023
3465	INGRAM LIBRARY SERVICES			ATLANTA	GA	22300876	311641	396.52	Adult Books for Circulation Collection	2/28/2023
3465	INGRAM LIBRARY SERVICES			ATLANTA	GA	22300876	311641	34.59	Adult Books for Circulation Collection	2/28/2023
3465	INGRAM LIBRARY SERVICES			ATLANTA	GA	22300876	311641	40.11	Adult Books for Circulation Collection	2/28/2023
3465	INGRAM LIBRARY SERVICES			ATLANTA	GA	22302923	311641	55.42	Books for adult fiction/nonfiction collection	2/28/2023
735	INSIGHT PUBLIC SECTOR			TEMPE	AZ	22304746	1000953	216.08	Ubiquiti Tranceivers	2/10/2023
735	INSIGHT PUBLIC SECTOR			TEMPE	AZ	22304852	1000979	94.78	Supplies IT	2/17/2023
735	INSIGHT PUBLIC SECTOR			TEMPE	AZ	22304879	1000979	6,474.60	Hard Drives for City Storage devices.	2/17/2023
735	INSIGHT PUBLIC SECTOR			TEMPE	AZ	22304852	1000979	109.52	Supplies IT	2/17/2023
735	INSIGHT PUBLIC SECTOR			TEMPE	AZ	22305009	1001014	281.34	Headset for AR building for Testing	2/24/2023
735	INSIGHT PUBLIC SECTOR			TEMPE	AZ	22304992	1001014	419.58	IT Arc mouse	2/24/2023
735	INSIGHT PUBLIC SECTOR			TEMPE	AZ	22305139	1001045	830.30	Headset for AR building	2/28/2023
735	INSIGHT PUBLIC SECTOR			TEMPE	AZ	22305154	1001045	183.09	HP m203dw printer	2/28/2023
735	INSIGHT PUBLIC SECTOR			TEMPE	AZ	22305130	1001045	27,181.65	Vmware Annual Maintenance and Upgrade	2/28/2023
3486	IN-SITU, INC.			FORT COLLINS	CO	22305050	311642	441.00	Repairs to Wellfields	2/28/2023
10145	INTERNATIONAL BRONZE			FT MYERS	FL	22304065	311370	625.00	Beach Area Additional Plaque	2/10/2023
10145	INTERNATIONAL BRONZE			FT MYERS	FL	22304064	311479	2,023.00	HAP Art Plaques	2/17/2023
3601	J & J PIPE & SUPPLY			CARLSBAD	NM	22304678	311371	9.44	fitting for repair @1902 Gwenda/AJ/TD	2/10/2023
3601	J & J PIPE & SUPPLY			CARLSBAD	NM	22304769	311371	12.34	fitting to waterline repair/ P Najera	2/10/2023
3601	J & J PIPE & SUPPLY			CARLSBAD	NM	22305096	311584	625.13	RESTOCK PVC	2/24/2023
541	J WAYNE BEVERS	CHAPARRAL CLAIMS & INVESTIGATIONS LLC		ROSWELL	NM	22301583	311351	682.87	Chaparral Claims Annual Requisition	2/10/2023
541	J WAYNE BEVERS	CHAPARRAL CLAIMS & INVESTIGATIONS LLC		ROSWELL	NM	22301583	311351	596.92	Chaparral Claims Annual Requisition	2/10/2023
541	J WAYNE BEVERS	CHAPARRAL CLAIMS & INVESTIGATIONS LLC		ROSWELL	NM	22301583	311637	597.78	Chaparral Claims Annual Requisition	2/28/2023
5770	JAIME'S WELDING LLC			CARLSBAD	NM	22304569	311481	709.64	EST COST TO WELD CRACKS ON MAST SW #780	2/17/2023
5770	JAIME'S WELDING LLC			CARLSBAD	NM	22304038	311585	26,500.00	Estimated cost on labor to paint panels	2/24/2023
266	JAMES C SAUNDERS			CARLSBAD	NM	22304527	311586	2,973.91	Ad content	2/24/2023
3665	JAMES COOKE & HOBSON INC			ALBUQUERQUE	NM	22304250	311482	4,295.00	lid frendale station	2/17/2023
1892	JAMES DEREK NEELD	EMPIRE GRAPHX		CARLSBAD	NM	22304273	311359	300.00	New Duty Shirts Rookies	2/10/2023
3058	JAMES HAMILTON CONST. CO			SILVER CITY	NM	22304189	311372	1,218.54	med coarse for various jobs/restock yard3	2/10/2023
3058	JAMES HAMILTON CONST. CO			SILVER CITY	NM	22304189	311483	1,055.68	med coarse for various jobs/restock yard3	2/17/2023
10361	JAMES LOGSDON			ARTESIA	NM		311587	42.00	Travel to Abq	2/24/2023
3626	JD CREATIONS			CARLSBAD	NM	22304640	311288	135.00	Annual Plaques for Citizens	2/3/2023
3626	JD CREATIONS			CARLSBAD	NM	22304640	311288	260.00	Annual Plaques for Citizens	2/3/2023
1036	JENKINS MARKETING CO LLC	JC GOLF ACCESSORIES		ENGLEWOOD	CO	22207757	311588	(392.50)	merchandise for pro shop	2/24/2023
1036	JENKINS MARKETING CO LLC	JC GOLF ACCESSORIES		ENGLEWOOD	CO	22304509	311588	2,301.35	Pro Shop Merchandise	2/24/2023
1036	JENKINS MARKETING CO LLC	JC GOLF ACCESSORIES		ENGLEWOOD	CO	22207757	311588	407.18	merchandise for pro shop	2/24/2023
1487	JESSIE MORENO	GLAMOUR GEAR		CARLSBAD	NM	22304480	311473	1,700.00	PAINT CAVEMAN & CAVEGIRL LOGO	2/17/2023
14230	JOHN LOWE			CARLSBAD	NM		311373	20.00	Travel to Santa Fe	2/10/2023
655	JORY DOMINGUEZ			CARLSBAD	NM	22304989	29197	500.00	Trash Pickup Not to Exceed \$500	2/17/2023
566	JOSE E BENAVIDEZ	THE A-TEAM OPERATIONS LLC		LOVING	NM	22303433	311329	1,770.00	Uniform jackets for fire dept personnel	2/10/2023
329	JOSEPH HOUSER			CARLSBAD	NM		311374	40.00	Travel to Roswell	2/10/2023
329	JOSEPH HOUSER			CARLSBAD	NM		311374	40.00	Travel to Roswell	2/10/2023
329	JOSEPH HOUSER			CARLSBAD	NM		311374	20.00	Travel to Roswell	2/10/2023
329	JOSEPH HOUSER			CARLSBAD	NM		311374	40.00	Travel to Roswell	2/10/2023

VENDOR	NAME	NAME2	DBA	CITY	STATE	P.O.	CHECK NO	INVOICE NET	INVOICE DESCRIPTION	CHECK DATE
329	JOSEPH HOUSER			CARLSBAD	NM		311484	40.00	Travel to Roswell-Fire	2/17/2023
329	JOSEPH HOUSER			CARLSBAD	NM		311589	20.00	Travel to Roswell	2/24/2023
1021	JOSEPH ORTIZ	J O DESIGNS		CARLSBAD	NM	22303727	311480	215.04	LAPIDARY EQUIPMENT MAINTENANCE, MONITORING, TRAIN	2/17/2023
13251	JOSHUA CALDER			CARLSBAD	NM		311485	179.85	Travel to El Paso-PD	2/17/2023
1515	JOSHUA CAMPBELL			CARLSBAD	NM		311486	20.00	Travel to Roswell-Fire	2/17/2023
1515	JOSHUA CAMPBELL			CARLSBAD	NM		311643	20.00	Travel to Roswell	2/28/2023
1515	JOSHUA CAMPBELL			CARLSBAD	NM		311643	20.00	Travel to Roswell	2/28/2023
1515	JOSHUA CAMPBELL			CARLSBAD	NM		311643	20.00	Travel to Roswell	2/28/2023
746	JOSHUA HOLUB			CARLSBAD	NM	22304791	29190	400.00	Trash Pickup Not to Exceed \$400	2/10/2023
569	JULIE CHESTER	J CHESTER DESIGN LLC		LITHIA	FL	22304722	29183	53.83	Riverblitz 2023 Flyer Design	2/3/2023
569	JULIE CHESTER	J CHESTER DESIGN LLC		LITHIA	FL	22300281	1000954	3,853.89	Promotional Expense for Julie Chester Social Media	2/10/2023
569	JULIE CHESTER	J CHESTER DESIGN LLC		LITHIA	FL	22304575	1001046	1,862.35	4 Mo. Social Media Content Creation/Management	2/28/2023
11349	JUSTIN NORTHCUTT	JN SERVICES AND SEPTIC PUMPING LLC		CARLSBAD	NM	22303511	311289	3,924.51	Porta Rentals for the Christmas on the Pecos	2/3/2023
304	KEYMAKE SOLUTIONS LLC	KEYMAKE SOLUTIONS		CARLSBAD	NM	22303923	311375	16.62	Extra keys needed for Municipal Court	2/10/2023
304	KEYMAKE SOLUTIONS LLC	KEYMAKE SOLUTIONS		CARLSBAD	NM	22303603	311375	43.01	Additional Master Keys for Avalon Ranch	2/10/2023
304	KEYMAKE SOLUTIONS LLC	KEYMAKE SOLUTIONS		CARLSBAD	NM	22304850	311375	32.30	Front door key needed for lockbox at Rec Center	2/10/2023
304	KEYMAKE SOLUTIONS LLC	KEYMAKE SOLUTIONS		CARLSBAD	NM	22303745	311487	333.32	Key lock to #6 key/R Myers	2/17/2023
304	KEYMAKE SOLUTIONS LLC	KEYMAKE SOLUTIONS		CARLSBAD	NM	22304986	311590	16.13	Additional gate keys for Adult Respite Center	2/24/2023
1027	L & F DISTRIBUTORS LLC			CORPUS CHRISTI	TX	22304838	311591	752.70	Alcohol for Pro Shop	2/24/2023
1285	LARRY HARRIS			CARLSBAD	NM		311376	644.00	Travel to Las Cruces	2/10/2023
4310	LAWSON PRODUCTS INC			CHICAGO	IL	22302486	311488	89.42	REFILL HOSE & FITTING FOR SW UNITS	2/17/2023
12885	LD SUPPLY LLC			ALBUQUERQUE	NM	22303623	1000955	72.61	FACILITY MAINTENANCE SUPPLIES FOR NMSRC	2/10/2023
4340	LEA COUNTY ELEC COOP. INC			LOVINGTON	NM	22300356	1001017	13,516.32	Invoice Group 39251	2/24/2023
1280	LEVEL 3 FINANCING, INC	CENTURYLINK		BROOMFIELD	CO	22300621	311489	1,082.29	FY 2023 - Telephone Service	2/17/2023
1454	LEXISNEXIS RISK SOLUTIONS FL INC	LEXISNEXIS RISK SOLUTIONS		ALPHARETTA	GA	22303739	311644	210.00	FY 2023 - TRAX Subscription	2/28/2023
4439	LIBRARY STORE, INC.			TREMONT	IL	22305010	311592	140.70	Display Frames for Teen Section	2/24/2023
4359	LIFE ASSIST INC			RANCHO CORDOVA	CA	22300098	1000981	5,638.95	Annual Purchases for EMS Supplies - FY 22-23	2/17/2023
4359	LIFE ASSIST INC			RANCHO CORDOVA	CA	22300098	1001018	72.66	Annual Purchases for EMS Supplies - FY 22-23	2/24/2023
4359	LIFE ASSIST INC			RANCHO CORDOVA	CA	22300098	1001018	2,269.41	Annual Purchases for EMS Supplies - FY 22-23	2/24/2023
4359	LIFE ASSIST INC			RANCHO CORDOVA	CA	22300098	1001018	25.88	Annual Purchases for EMS Supplies - FY 22-23	2/24/2023
4359	LIFE ASSIST INC			RANCHO CORDOVA	CA	22300098	1001018	963.00	Annual Purchases for EMS Supplies - FY 22-23	2/24/2023
4359	LIFE ASSIST INC			RANCHO CORDOVA	CA	22300098	1001018	133.56	Annual Purchases for EMS Supplies - FY 22-23	2/24/2023
6906	LIGHTHOUSE UNIFORM INC	LIGHTHOUSE UNIFORM CO		SEATTLE	WA	22305036	311593	750.15	Assistant Chief Class A Dress Uniforms	2/24/2023
3875	LN CURTIS & SONS			WALNUT CREEK	CA	22302717	311594	20,125.75	Interstate Kit, stabilization equipment for Rescue	2/24/2023
11815	LOWE'S			ATLANTA	GA	22304783	29198	213.28	Supplies for Beautification/Cleanups/Events	2/17/2023
11815	LOWE'S			ATLANTA	GA	22301732	311290	103.55	cleaning supplies	2/3/2023
11815	LOWE'S			ATLANTA	GA	22303762	311290	64.89	Supplies	2/3/2023
11815	LOWE'S			ATLANTA	GA	22304726	311290	1,542.59	Material needed for the Construction dept shop	2/3/2023
11815	LOWE'S			ATLANTA	GA	22304100	311290	80.14	facility improvements	2/3/2023
11815	LOWE'S			ATLANTA	GA	22304421	311290	56.35	Light Bulbs; floor wax	2/3/2023
11815	LOWE'S			ATLANTA	GA	22303665	311290	409.19	concrete for repairs in warehouse/S Garcia	2/3/2023
11815	LOWE'S			ATLANTA	GA	22304658	311377	867.34	Material needed for the Mini Golf Course	2/10/2023
11815	LOWE'S			ATLANTA	GA	22304757	311377	51.25	Material needed for the Mini Golf Course	2/10/2023
11815	LOWE'S			ATLANTA	GA	22304281	311377	421.92	Supplies for Bathrooms, etc	2/10/2023
11815	LOWE'S			ATLANTA	GA	22304652	311377	24.69	irrigation valve box per Joe	2/10/2023
11815	LOWE'S			ATLANTA	GA	22304713	311377	209.65	material to paint fencing @MiniGolf/S Garcia	2/10/2023
11815	LOWE'S			ATLANTA	GA	22304438	311377	51.76	lockout tag out labels, #5248200, box of 200, for	2/10/2023
11815	LOWE'S			ATLANTA	GA	22304833	311377	18.99	Surge Protector - Detectives	2/10/2023
11815	LOWE'S			ATLANTA	GA	22304745	311377	189.05	Needed for the Construction dept	2/10/2023
11815	LOWE'S			ATLANTA	GA	22304859	311377	66.45	Janitorial Supplies	2/10/2023
11815	LOWE'S			ATLANTA	GA	22304859	311377	(18.96)	Janitorial Supplies	2/10/2023
11815	LOWE'S			ATLANTA	GA	22304834	311377	480.15	Grill Supplies for Tournament Food	2/10/2023

VENDOR	NAME	NAME2	DBA	CITY	STATE	P.O.	CHECK NO	INVOICE NET	INVOICE DESCRIPTION	CHECK DATE
11815	LOWE'S			ATLANTA	GA	22304843	311377	221.94	lubricant for various service jobs	2/10/2023
11815	LOWE'S			ATLANTA	GA	22304815	311377	84.52	Cabinet Paint	2/10/2023
11815	LOWE'S			ATLANTA	GA	22304768	311377	229.26	Paint & Supplies	2/10/2023
11815	LOWE'S			ATLANTA	GA	22304598	311377	86.14	office supplies, batteries	2/10/2023
11815	LOWE'S			ATLANTA	GA	22304936	311490	104.42	Landscaper Supplies	2/17/2023
11815	LOWE'S			ATLANTA	GA	22302101	311490	50.34	FACILITY MAINTENANCE SUPPLIES	2/17/2023
11815	LOWE'S			ATLANTA	GA	22304332	311490	20.27	bulbs for ext light @FS7/B Howell/WHSE	2/17/2023
11815	LOWE'S			ATLANTA	GA	22304873	311490	117.79	3rd floor sink tub	2/17/2023
11815	LOWE'S			ATLANTA	GA	22304916	311595	144.45	Maintenance Supplies	2/24/2023
11815	LOWE'S			ATLANTA	GA	22304931	311595	32.60	LANDSCAPE MATERIAL FOR MINI GOLF	2/24/2023
11815	LOWE'S			ATLANTA	GA	22304867	311595	501.87	SHOP SUPPLIES FOR TRANSIT GARAGE	2/24/2023
11815	LOWE'S			ATLANTA	GA	22304954	311595	68.32	EMERGENCY PURCHASE FOR SEWER PER MIKE ABLE	2/24/2023
11815	LOWE'S			ATLANTA	GA	22304859	311595	20.86	Janitorial Supplies	2/24/2023
11815	LOWE'S			ATLANTA	GA	22304927	311595	9.46	tray to paint mini golf fencing	2/24/2023
11815	LOWE'S			ATLANTA	GA	22304925	311595	13.27	tape for SCADA repair / M Najera	2/24/2023
11815	LOWE'S			ATLANTA	GA	22304924	311595	49.90	waterlines for bathrooms @FS1 / D Dilliges	2/24/2023
11815	LOWE'S			ATLANTA	GA	22304922	311595	10.44	replace lamps @FireStation 7 / B Howell	2/24/2023
11815	LOWE'S			ATLANTA	GA	22305013	311595	853.13	HOF Materials	2/24/2023
11815	LOWE'S			ATLANTA	GA	22305027	311595	118.53	Lowes	2/24/2023
11815	LOWE'S			ATLANTA	GA	22305049	311595	16.14	lid anchors ferndale lift station	2/24/2023
11815	LOWE'S			ATLANTA	GA	22304518	311595	17.09	Supplies for Airport	2/24/2023
11815	LOWE'S			ATLANTA	GA	22304518	311595	(17.08)	Supplies for Airport	2/24/2023
11815	LOWE'S			ATLANTA	GA	22304518	311595	235.50	Supplies for Airport	2/24/2023
11815	LOWE'S			ATLANTA	GA	22305101	311595	13.29	tape for various jobs @ProShop / C Cordova	2/24/2023
11815	LOWE'S			ATLANTA	GA	22303693	311645	539.40	appearance for facility	2/28/2023
4731	MAIL SERVICE CENTER	MYRLENE GALLARDO		CARLSBAD	NM	22303880	1001019	16.15	Shipping for items to JF Public Transit Consultant	2/24/2023
4731	MAIL SERVICE CENTER	MYRLENE GALLARDO		CARLSBAD	NM	22304310	1001019	30.46	ship colorimeter to supplier for replacement	2/24/2023
4731	MAIL SERVICE CENTER	MYRLENE GALLARDO		CARLSBAD	NM	22300043	1001019	79.68	FY 2023 - Express Mail Srvc	2/24/2023
4731	MAIL SERVICE CENTER	MYRLENE GALLARDO		CARLSBAD	NM	22300043	1001019	16.44	FY 2023 - Express Mail Srvc	2/24/2023
4731	MAIL SERVICE CENTER	MYRLENE GALLARDO		CARLSBAD	NM	22303059	1001019	73.58	mailing a package	2/24/2023
4566	MAPLOGIC CORPORATION			WINTER PARK	FL	22304766	311378	250.00	MapLogic	2/10/2023
1504	MARCELO PAULIK			CLOUDCROFT	NM		311379	69.78	Travel to Las Cruces	2/10/2023
1498	MARISA CAZARES			CARLSBAD	NM	22304855	29199	500.00	Trash Pickup Not to Exceed \$500	2/17/2023
861	MARJANOVIC LAW LLC			ALBUQUERQUE	NM	22300554	1001020	1,077.50	Annual requisition for court appointed attorney	2/24/2023
861	MARJANOVIC LAW LLC			ALBUQUERQUE	NM	22300554	1001020	1,077.50	Annual requisition for court appointed attorney	2/24/2023
1493	MARRS GRIEBEL LAW, LTD.			ALBUQUERQUE	NM	22304809	311380	15,179.36	Invoice for Gross Receipt Tax Matter	2/10/2023
12649	MASEK ROCKY MTN GOLF CARS			ALBUQUERQUE	NM	22303612	311291	1,628.72	Prior Golf Cart Fleet Damage	2/3/2023
12649	MASEK ROCKY MTN GOLF CARS			ALBUQUERQUE	NM	22303662	311291	269.45	BELTS, FILTERS, & SPARK PLUG FOR PRO SHOP BEVERAGE	2/3/2023
12649	MASEK ROCKY MTN GOLF CARS			ALBUQUERQUE	NM	22303612	311291	149.44	Prior Golf Cart Fleet Damage	2/3/2023
4779	MASTER LUBE INC			CARLSBAD	NM	22303502	311292	98.45	OIL CHANGES FOR WATER DEPT.	2/3/2023
4779	MASTER LUBE INC			CARLSBAD	NM	22303502	311381	67.45	OIL CHANGES FOR WATER DEPT.	2/10/2023
4779	MASTER LUBE INC			CARLSBAD	NM	22304646	311382	98.45	annual oil changes waste water collection departme	2/10/2023
4779	MASTER LUBE INC			CARLSBAD	NM	22303502	311382	125.17	OIL CHANGES FOR WATER DEPT.	2/10/2023
4779	MASTER LUBE INC			CARLSBAD	NM	22303502	311382	90.70	OIL CHANGES FOR WATER DEPT.	2/10/2023
4779	MASTER LUBE INC			CARLSBAD	NM	22303502	311382	98.45	OIL CHANGES FOR WATER DEPT.	2/10/2023
4779	MASTER LUBE INC			CARLSBAD	NM	22300060	311596	76.95	Annual PO = Transit oil chng/s	2/24/2023
4779	MASTER LUBE INC			CARLSBAD	NM	22303502	311596	112.20	OIL CHANGES FOR WATER DEPT.	2/24/2023
4779	MASTER LUBE INC			CARLSBAD	NM	22300808	311646	88.95	Oil Change services for Buildi	2/28/2023
1502	MATTHEW MURRAY DAY			LUBBOCK	TX	22304810	311597	87.00	Books for Museum Gift Shop	2/24/2023
1394	MB APPRAISAL COMPANY		NM APPRAISAL COMPANY	RUIDOSO	NM	22302873	311383	4,332.50	NM APPRAISAL OF ALEJANDRO RUIZ SENIOR CTR	2/10/2023
4759	MCCOYS LUMBER			CARLSBAD	NM	22304827	311598	17.48	Material needed for the Mini Golf Course	2/24/2023
4759	MCCOYS LUMBER			CARLSBAD	NM	22305149	311598	89.54	Materials needed for shades at beach	2/24/2023

VENDOR	NAME	NAME2	DBA	CITY	STATE	P.O.	CHECK NO	INVOICE NET	INVOICE DESCRIPTION	CHECK DATE
1309	MEDICAL AIR SERVICES ASSOCIATION, INC			PLANTATION	FL		405510	1,688.00	B2BCOCARL PR#1	2/10/2023
1309	MEDICAL AIR SERVICES ASSOCIATION, INC			PLANTATION	FL		405551	1,674.00	BCBCOCARL PR#2	2/24/2023
11484	MELISSA SALCIDO			CARLSBAD	NM		311384	20.00	Travel to Santa Fe	2/10/2023
11928	MERCURY MEDICAL	MERCURY ENTERPRISES INC		CLEARWATER	FL	22300601	311599	803.29	Annual Purchases for Airtraq Supplies - FY 22-23	2/24/2023
893	MH5500 LLC		BATTERIES PLUS 853	CARLSBAD	NM	22304133	311385	2,279.91	RESTOCK FOR P/D(TH)P/D	2/10/2023
893	MH5500 LLC		BATTERIES PLUS 853	CARLSBAD	NM	22305091	311600	265.00	SUB- STATION BATTERY(TH)P/D	2/24/2023
931	MICHAEL GREEN	ELEVATED LLC	ELEVATED CLIMBING	CHATTANOOGA	TN	22304057	311358	2,315.45	Equipment for FF personal escape bags	2/10/2023
11851	MICHAEL TRUJILLO			CARLSBAD	NM		311386	20.00	Travel to Albuquerque	2/10/2023
1303	MICHAEL W WOOD			CARLSBAD	NM	22302255	311601	50.00	Uniform Patches & Repairs Sept.22- June 23	2/24/2023
1303	MICHAEL W WOOD			CARLSBAD	NM	22302255	311601	160.00	Uniform Patches & Repairs Sept.22- June 23	2/24/2023
12486	MICHELE ROBERTSON			CARLSBAD	NM	22304784	29184	300.00	Riverblitz Event Planning Assistance	2/3/2023
13202	MIDWEST RADAR & EQUIPMENT			LAMAR	MO	22301000	311602	480.00	FY 2023 - Radar Calibration	2/24/2023
13202	MIDWEST RADAR & EQUIPMENT			LAMAR	MO	22301000	311602	480.00	FY 2023 - Radar Calibration	2/24/2023
13202	MIDWEST RADAR & EQUIPMENT			LAMAR	MO	22301000	311602	480.00	FY 2023 - Radar Calibration	2/24/2023
13202	MIDWEST RADAR & EQUIPMENT			LAMAR	MO	22301000	311602	480.00	FY 2023 - Radar Calibration	2/24/2023
13202	MIDWEST RADAR & EQUIPMENT			LAMAR	MO	22301000	311602	240.00	FY 2023 - Radar Calibration	2/24/2023
4869	MIDWEST TAPE			CINCINNATI	OH	22304814	1001047	14.99	DVDs for children's collection	2/28/2023
5218	MILLER ENGINEERS INC		DBA SOUDER, MILLER & ASSOCIATES	ALBUQUERQUE	NM	22103607	1000982	5,905.58	Water system hyd model update and system analysis.	2/17/2023
5218	MILLER ENGINEERS INC		DBA SOUDER, MILLER & ASSOCIATES	ALBUQUERQUE	NM	22104572	1000982	7,122.17	Engineering work for Blodgett waterline relocation	2/17/2023
5218	MILLER ENGINEERS INC		DBA SOUDER, MILLER & ASSOCIATES	ALBUQUERQUE	NM	22207135	1000982	11,406.29	Primary Lift Station 2	2/17/2023
5218	MILLER ENGINEERS INC		DBA SOUDER, MILLER & ASSOCIATES	ALBUQUERQUE	NM	22206435	1000982	4,293.95	WWTP engineering work to equip 2nd UV bank	2/17/2023
5218	MILLER ENGINEERS INC		DBA SOUDER, MILLER & ASSOCIATES	ALBUQUERQUE	NM	22302165	1000982	7,853.84	Design work for Rose Street interconnect	2/17/2023
5218	MILLER ENGINEERS INC		DBA SOUDER, MILLER & ASSOCIATES	ALBUQUERQUE	NM	22303309	1000982	787.59	Re design of Alignment for OCH Sewer	2/17/2023
5218	MILLER ENGINEERS INC		DBA SOUDER, MILLER & ASSOCIATES	ALBUQUERQUE	NM	22303309	1000982	51,287.42	Re design of Alignment for OCH Sewer	2/17/2023
1945	MILNER SPORTS LLC		EPOCH EYEWEAR	MONUMENT	CO	22304529	311470	1,508.51	Pro Shop Merchandise(Sunglasses)	2/17/2023
4872	MINE SUPPLY	A DIVISION OF PURVIS IND.		DALLAS	TX	22303794	311293	68.46	REPLACEMENT HOSES, ORINGS, FITTINGS FOR SW TRUCKS	2/3/2023
4872	MINE SUPPLY	A DIVISION OF PURVIS IND.		DALLAS	TX	22304558	311492	240.00	Chain needed for various parks	2/17/2023
4872	MINE SUPPLY	A DIVISION OF PURVIS IND.		DALLAS	TX	22303794	311492	732.25	REPLACEMENT HOSES, ORINGS, FITTINGS FOR SW TRUCKS	2/17/2023
4872	MINE SUPPLY	A DIVISION OF PURVIS IND.		DALLAS	TX	22303794	311492	99.55	REPLACEMENT HOSES, ORINGS, FITTINGS FOR SW TRUCKS	2/17/2023
388	MISSION COMMUNICATIONS LLC			NORCROSS	GA	22300471	311387	3,342.60	EST YRLY 7/2 TO 6/23 WIRELESS MONITOR LIFT STATION	2/10/2023
388	MISSION COMMUNICATIONS LLC			NORCROSS	GA	22300173	311493	2,277.60	EST YRLY 7/22 TO 6/23 DE SCADA	2/17/2023
10647	MOBILE SAFETY & CONSULT			CARLSBAD	NM	22305123	1001048	317.31	Drug Screen Call Out	2/28/2023
4905	MODRALL SPERLING, ROEHL	HARRIS & SISK, PA		ALBUQUERQUE	NM	22301251	311647	2,976.76	Annual Purchase Requisition for WR/SG	2/28/2023
670	MONTGOMERY & ANDREWS, P.A.			SANTA FE	NM	22300542	1000956	4,874.06	ELEA Legislative Services	2/10/2023
4935	MORRISON SUPPLY			DALLAS	TX	22304262	311294	69.92	copper tubing	2/3/2023
4935	MORRISON SUPPLY			DALLAS	TX	22303436	311294	92.31	HEATER THERMOSTAT FOR PFA SHOP	2/3/2023
4935	MORRISON SUPPLY			DALLAS	TX	22302820	311294	3,691.50	A/C UNIT AT PFA SHOP	2/3/2023
4935	MORRISON SUPPLY			DALLAS	TX	22304458	311388	400.95	plumbing tools	2/10/2023
4935	MORRISON SUPPLY			DALLAS	TX	22304457	311388	139.97	plumbing supplies avalon ranch	2/10/2023
4935	MORRISON SUPPLY			DALLAS	TX	22304456	311388	197.89	misc plumber parts	2/10/2023
4935	MORRISON SUPPLY			DALLAS	TX	22304149	311388	92.31	Heater thermostats	2/10/2023
4935	MORRISON SUPPLY			DALLAS	TX	22304813	311494	25.78	Station 1 Heater Part	2/17/2023
4935	MORRISON SUPPLY			DALLAS	TX	22304948	311494	363.83	sink on 3rd floor	2/17/2023
4935	MORRISON SUPPLY			DALLAS	TX	22103101	311603	(727.26)	SUPPLIES AND MATERIAL FOR HVAC	2/24/2023
4935	MORRISON SUPPLY			DALLAS	TX	22203890	311603	(16.39)	A-1 heater vent	2/24/2023
4935	MORRISON SUPPLY			DALLAS	TX	22305015	311603	106.42	Material for new heater in WH per Jeff N	2/24/2023
4935	MORRISON SUPPLY			DALLAS	TX	22304812	311603	43.10	Bathroom Station 1 Repair	2/24/2023
4935	MORRISON SUPPLY			DALLAS	TX	22304786	311603	963.89	Bathroom Station 1 Repair	2/24/2023
4935	MORRISON SUPPLY			DALLAS	TX	22305038	311603	250.35	plumbing parts avalon ranch	2/24/2023
5009	MORROW, REARDON, MILLER,	WILKINSON, LTD., CORP.		ALBUQUERQUE	NM	22207886	311604	1,245.59	Lower Tansil Dam Area Improvement Design	2/24/2023
5009	MORROW, REARDON, MILLER,	WILKINSON, LTD., CORP.		ALBUQUERQUE	NM	22207886	311604	4,477.01	Lower Tansil Dam Area Improvement Design	2/24/2023
4949	MOTOROLA INC			CHICAGO	IL	22302011	29203	22,533.68	Motorola Radios - DOJ Grant	2/24/2023
4949	MOTOROLA INC			CHICAGO	IL	22206810	311389	1,903.50	v300 wifi bluetooth wearable camera with magnetic	2/10/2023

VENDOR	NAME	NAME2	DBA	CITY	STATE	P.O.	CHECK NO	INVOICE NET	INVOICE DESCRIPTION	CHECK DATE
5424	MUNICIPAL EMERGENCY SRVC			SOUTHBURY	CT	22301269	1001049	38,425.00	Air-Pak X3 Pro SCBA	2/28/2023
5137	NATIONAL BUSINESS FURNITURE			MILWAUKEE	WI	22304869	1001021	657.00	Supplies for Finance	2/24/2023
13366	NATIONAL INDUSTRIAL & SAFETY SUPPLY LLC			OLYMPIA	WA	22304549	311495	1,394.40	stock teflon tape for various jobs	2/17/2023
5376	NEUMARK IRRIGATION	SOLSBURY HILL LLC		ALBUQUERQUE	NM	22304581	311390	163.14	Replace clock at Bryan Circle Park	2/10/2023
5376	NEUMARK IRRIGATION	SOLSBURY HILL LLC		ALBUQUERQUE	NM	22304637	311390	1,147.29	Material needed for Shorthorn backflow	2/10/2023
896	NEW MEXICO DEMOGRAPHIC RESEARCH LLC			ROSWELL	NM	22304807	311391	18,712.52	Invoice for Redistricting 2022	2/10/2023
5810	NEW MEXICO GAS CO. INC.			ALBUQUERQUE	NM	22300185	311295	3,327.98	000147800	2/3/2023
5810	NEW MEXICO GAS CO. INC.			ALBUQUERQUE	NM	22300185	311392	3,356.57	gas services	2/10/2023
5810	NEW MEXICO GAS CO. INC.			ALBUQUERQUE	NM	22300389	311496	11,164.00	Utilities-NM Gas FY 23	2/17/2023
5810	NEW MEXICO GAS CO. INC.			ALBUQUERQUE	NM	22300403	311605	16,455.26	Natural gas for airport	2/24/2023
5483	NEW MEXICO MAGAZINE			SANTA FE	NM	22300716	311296	3,255.50	New Mexico Magazine	2/3/2023
5483	NEW MEXICO MAGAZINE			SANTA FE	NM	22300716	311296	10,106.50	New Mexico Magazine	2/3/2023
5483	NEW MEXICO MAGAZINE			SANTA FE	NM	22205401	311296	1,292.00	Advertising in NM Magazine 2022-23	2/3/2023
5483	NEW MEXICO MAGAZINE			SANTA FE	NM	22300716	311606	425.00	New Mexico Magazine	2/24/2023
5483	NEW MEXICO MAGAZINE			SANTA FE	NM	22300716	311606	425.00	New Mexico Magazine	2/24/2023
5551	NICHOLS PRINTING, INC.			CARLSBAD	NM	22303911	311297	45.00	Business Cards	2/3/2023
5551	NICHOLS PRINTING, INC.			CARLSBAD	NM	22304697	311393	180.00	Business Cards	2/10/2023
5551	NICHOLS PRINTING, INC.			CARLSBAD	NM	22303865	311393	1,152.00	Haulers Manifest	2/10/2023
5551	NICHOLS PRINTING, INC.			CARLSBAD	NM	22304959	311607	720.00	Supplies for Finance	2/24/2023
5551	NICHOLS PRINTING, INC.			CARLSBAD	NM	22304991	311607	45.00	office supplies	2/24/2023
5551	NICHOLS PRINTING, INC.			CARLSBAD	NM	22305140	311607	813.00	Materials and Supplies	2/24/2023
8953	NM CHILD SUPPORT	ENFORCEMENT DIVISION		ALBUQUERQUE	NM		405511	167.19	201311	2/10/2023
8953	NM CHILD SUPPORT	ENFORCEMENT DIVISION		ALBUQUERQUE	NM		405511	204.46	395691	2/10/2023
8953	NM CHILD SUPPORT	ENFORCEMENT DIVISION		ALBUQUERQUE	NM		405511	44.77	256156	2/10/2023
8953	NM CHILD SUPPORT	ENFORCEMENT DIVISION		ALBUQUERQUE	NM		405511	184.62	32680	2/10/2023
8953	NM CHILD SUPPORT	ENFORCEMENT DIVISION		ALBUQUERQUE	NM		405511	144.46	155648	2/10/2023
8953	NM CHILD SUPPORT	ENFORCEMENT DIVISION		ALBUQUERQUE	NM		405511	95.54	178425	2/10/2023
8953	NM CHILD SUPPORT	ENFORCEMENT DIVISION		ALBUQUERQUE	NM		405511	276.92	268617	2/10/2023
8953	NM CHILD SUPPORT	ENFORCEMENT DIVISION		ALBUQUERQUE	NM		405511	305.08	460530	2/10/2023
8953	NM CHILD SUPPORT	ENFORCEMENT DIVISION		ALBUQUERQUE	NM		405511	297.23	421456	2/10/2023
8953	NM CHILD SUPPORT	ENFORCEMENT DIVISION		ALBUQUERQUE	NM		405552	167.19	201311	2/24/2023
8953	NM CHILD SUPPORT	ENFORCEMENT DIVISION		ALBUQUERQUE	NM		405552	204.46	395691	2/24/2023
8953	NM CHILD SUPPORT	ENFORCEMENT DIVISION		ALBUQUERQUE	NM		405552	44.77	256156	2/24/2023
8953	NM CHILD SUPPORT	ENFORCEMENT DIVISION		ALBUQUERQUE	NM		405552	184.62	32680	2/24/2023
8953	NM CHILD SUPPORT	ENFORCEMENT DIVISION		ALBUQUERQUE	NM		405552	144.46	155648	2/24/2023
8953	NM CHILD SUPPORT	ENFORCEMENT DIVISION		ALBUQUERQUE	NM		405552	95.54	178425	2/24/2023
8953	NM CHILD SUPPORT	ENFORCEMENT DIVISION		ALBUQUERQUE	NM		405552	276.92	268617	2/24/2023
8953	NM CHILD SUPPORT	ENFORCEMENT DIVISION		ALBUQUERQUE	NM		405552	448.15	460530	2/24/2023
8953	NM CHILD SUPPORT	ENFORCEMENT DIVISION		ALBUQUERQUE	NM		405552	297.23	421456	2/24/2023
5467	NM JUNIOR COLLEGE	ACCOUNTS RECEIVABLE		HOBBS	NM	22304627	311394	5,600.00	CDL TRAINING CLASSES FOR EMPLOYEES	2/10/2023
5502	NM RECYCLING COALITION			SANTA FE	NM	22205532	311608	280.00	ONLINE CEU,S AND ANNUAL MEMBER	2/24/2023
8955	NM RETIREE HEALTH CARE			DALLAS	TX		405512	35,589.93	RHCA PR#1	2/10/2023
8955	NM RETIREE HEALTH CARE			DALLAS	TX		405553	35,633.04	RHCA PR#2	2/24/2023
5584	NM SELF INSURERS FUND	FUND HEADQUARTERS		SANTA FE	NM	22304762	311298	12,381.90	Reimbursement of Liability Plans Deductible	2/3/2023
5584	NM SELF INSURERS FUND	FUND HEADQUARTERS		SANTA FE	NM	22304800	311396	4,666.00	FY23 Crime Premiums	2/10/2023
5497	NMML	NM MUNICIPAL LEAGUE		SANTA FE	NM	22304553	311497	35.00	New Mexico League of Zoning Officials	2/17/2023
5497	NMML	NM MUNICIPAL LEAGUE		SANTA FE	NM	22305054	311609	35.00	NMLZO Membership-Jeff Patterson	2/24/2023
4998	NMSU-LAS CRUCES			LAS CRUCES	NM	22303052	311397	20.00	Pesticide Recertification for Rick Jackson	2/10/2023
5546	NOAH'S ARK, INC.			CARLSBAD	NM	22300240	311648	23,224.11	FY 2023 - Animal Shelter Maint.	2/28/2023
13213	NOREGON SYSTEMS INC			GREENSBORO	NC	22304615	311498	540.00	SUBSCRIPTION ALLISON DOC RENEWAL 2/23-1/24 GARAGE	2/17/2023
5572	NORTHERN SAFETY CO.,INC.			UTICA	NY	22304842	1001022	93.36	restock glasses see notes	2/24/2023
13398	NORTHERN TOOL & EQUIPMENT	CATALOG HOLDINGS INC		BURNSVILLE	MN	22303364	311499	787.87	tool set for A Hernandez	2/17/2023

VENDOR	NAME	NAME2	DBA	CITY	STATE	P.O.	CHECK NO	INVOICE NET	INVOICE DESCRIPTION	CHECK DATE
13398	NORTHERN TOOL & EQUIPMENT	CATALOG HOLDINGS INC		BURNSVILLE	MN	22304538	311499	158.00	replace grinder on service unit/A Parraz	2/17/2023
13398	NORTHERN TOOL & EQUIPMENT	CATALOG HOLDINGS INC		BURNSVILLE	MN	22303126	311499	458.01	shop vise	2/17/2023
11090	ODESSA AMERICAN	AIM MEDIA TEXAS OPERATING		MCALLEN	TX	22300832	311398	179.00	Newcomers Guide Ads	2/10/2023
5639	OFFICE DEPOT INC.			DALLAS	TX	22304685	311399	204.43	Office Supplies needed for PW office	2/10/2023
5639	OFFICE DEPOT INC.			DALLAS	TX	22304685	311399	16.19	Office Supplies needed for PW office	2/10/2023
5639	OFFICE DEPOT INC.			DALLAS	TX	22304099	311399	44.97	SOLID WASTE OFFICE SUPPLIES	2/10/2023
5639	OFFICE DEPOT INC.			DALLAS	TX	22304099	311500	14.07	SOLID WASTE OFFICE SUPPLIES	2/17/2023
5639	OFFICE DEPOT INC.			DALLAS	TX	22304099	311500	31.77	SOLID WASTE OFFICE SUPPLIES	2/17/2023
5639	OFFICE DEPOT INC.			DALLAS	TX	22304099	311500	462.30	SOLID WASTE OFFICE SUPPLIES	2/17/2023
5639	OFFICE DEPOT INC.			DALLAS	TX	22304965	311610	12.29	OFFICE SUPPLIES DAILY USE	2/24/2023
5639	OFFICE DEPOT INC.			DALLAS	TX	22304965	311610	89.06	OFFICE SUPPLIES DAILY USE	2/24/2023
5639	OFFICE DEPOT INC.			DALLAS	TX	22304965	311610	31.79	OFFICE SUPPLIES DAILY USE	2/24/2023
5639	OFFICE DEPOT INC.			DALLAS	TX	22304965	311610	40.89	OFFICE SUPPLIES DAILY USE	2/24/2023
5639	OFFICE DEPOT INC.			DALLAS	TX	22304965	311610	43.29	OFFICE SUPPLIES DAILY USE	2/24/2023
5639	OFFICE DEPOT INC.			DALLAS	TX	22304965	311610	70.32	OFFICE SUPPLIES DAILY USE	2/24/2023
5639	OFFICE DEPOT INC.			DALLAS	TX	22304245	311610	149.98	OFFICE SUPPLIES DAILY USE	2/24/2023
5639	OFFICE DEPOT INC.			DALLAS	TX	22304520	311610	11.69	OFFICE FILING SUPPLIES	2/24/2023
5639	OFFICE DEPOT INC.			DALLAS	TX	22304543	311610	41.98	2023 WALL CALENDAR/PLANNING	2/24/2023
9999	ONE TIME						311299	100.00	Deposit Refund RW	2/3/2023
9999	ONE TIME						311300	50.00	Deposit Refund RW	2/3/2023
9999	ONE TIME						311400	564.48	Damage to mailbox 1813 Westridge	2/10/2023
9999	ONE TIME						311401	50.00	Deposit Refund-RC	2/10/2023
9999	ONE TIME						311402	50.00	Deposit Refund-RC	2/10/2023
9999	ONE TIME						311403	50.00	Deposit Refund-RC	2/10/2023
9999	ONE TIME						311404	100.00	Refund for cancelled event-RC	2/10/2023
9999	ONE TIME						311405	807.48	Reimb For Grill/Air compressors	2/10/2023
9999	ONE TIME						311406	50.00	Deposit Reund-RC	2/10/2023
9999	ONE TIME						311407	50.00	Deposit Reund-RC	2/10/2023
9999	ONE TIME						311408	50.00	Deposit Reund-RC	2/10/2023
9999	ONE TIME						311410	50.00	Deposit Reund-RC	2/10/2023
9999	ONE TIME						311411	50.00	Deposit Reund-RC	2/10/2023
9999	ONE TIME						311412	50.00	Deposit Refund RW	2/10/2023
9999	ONE TIME						311413	50.00	Deposit Refund RRC	2/10/2023
9999	ONE TIME						311501	50.00	Deposit refund-RC	2/17/2023
9999	ONE TIME						311502	50.00	Deposit Refund-RC	2/17/2023
9999	ONE TIME						311503	100.00	Cancelled Event-RC	2/17/2023
9999	ONE TIME						311504	50.00	Deposit Refund-RC	2/17/2023
9999	ONE TIME						311505	50.00	Deposit Refund-RC	2/17/2023
9999	ONE TIME						311506	50.00	Deposit Refund RW	2/17/2023
9999	ONE TIME						311507	50.00	Deposit Refund RW	2/17/2023
9999	ONE TIME						311611	50.00	Deposit Refund-RC	2/24/2023
9999	ONE TIME						311612	100.00	Cancelled Event-RC	2/24/2023
9999	ONE TIME						311613	50.00	Deposit Refund-RC	2/24/2023
9999	ONE TIME						311614	50.00	Deposit Refund-RC	2/24/2023
9999	ONE TIME						311615	50.00	Deposit Refund-RC	2/24/2023
9999	ONE TIME						311616	50.00	Deposit Refund RW	2/24/2023
9999	ONE TIME						311649	36.35	Remb for shipping costs from mailed package	2/28/2023
5668	OREILLY AUTO/FIRST CALL			SPRINGFIELD	MO	22304764	1000957	37.98	Anti freeze for Vactor Unit / M Eaker	2/10/2023
16080	OTIS WATER USERS CO-OP			CARLSBAD	NM	22301126	311617	94.66	Ref#00001889 1406 E Wood	2/24/2023
10714	PASTPERFECT SOFTWARE INC			EXTON	PA	22300261	311415	432.00	annual fees collections database 2022-23	2/10/2023
5848	PATS PARTS & SVC, INC.	PATRICK M. HARGES		CARLSBAD	NM	22305067	311650	250.00	Force main cap	2/28/2023
5848	PATS PARTS & SVC, INC.	PATRICK M. HARGES		CARLSBAD	NM	22305066	311650	300.00	Fan Press Repair	2/28/2023

VENDOR	NAME	NAME2	DBA	CITY	STATE	P.O.	CHECK NO	INVOICE NET	INVOICE DESCRIPTION	CHECK DATE
1414	PAULA LEE		PAULA LEE PHOTOGRAPHY	CARLSBAD	NM	22303782	311509	570.00	5"X7" photograph prints of FD personnel	2/17/2023
158	PELICANS LLC		FALCON ENVIRONMENTAL CORP	FREDERICK	CO	22303915	1000976	3,582.64	Fan Press Repairs	2/17/2023
5889	PETERSON'S WATER TREATMENT LLC			ALBUQUERQUE	NM	22300101	311301	720.39	FY23 Water Treatment for Various City Buildings	2/3/2023
5882	PETES EQUIPMENT REPAIR, INC			ALBUQUERQUE	NM	22304092	1000984	865.53	SOLENOID & COIL FOR ST #9128	2/17/2023
5882	PETES EQUIPMENT REPAIR, INC			ALBUQUERQUE	NM	22304180	1000984	1,293.02	WATER PUMP, GASKETS, THERMO, BELTS ST #10923	2/17/2023
68	PETSENSE			CARLSBAD	NM	22300342	311510	585.91	FY 2023 - K9 Food	2/17/2023
5888	PETTES PLUMBING	ROY BLAINE PETTES		CARLSBAD	NM	22305219	311651	172.23	Gas pressure test for City Hall	2/28/2023
9005	PETTY CASH	CITY OF CARLSBAD		CARLSBAD	NM		311416	1,581.88	July 7, 2022 thru Jan 23, 2023	2/10/2023
5924	PHIL'S LANDSCAPING	PHILIP MCCULLOUGH		CARLSBAD	NM	22304431	311417	495.17	cost to dig hole for tree	2/10/2023
5924	PHIL'S LANDSCAPING	PHILIP MCCULLOUGH		CARLSBAD	NM	22304313	311618	839.63	Cost to transplant trees to golf course	2/24/2023
11872	PICO PROPANE AND FUELS			CARLSBAD	NM	22304583	311302	3,381.00	Propane for Tanks at WWTP	2/3/2023
5950	PLAINS WELDING SUPPLY,INC			CARLSBAD	NM	22304551	1000921	44.75	SILVER STICKS FOR WELDING SHOP	2/3/2023
5950	PLAINS WELDING SUPPLY,INC			CARLSBAD	NM	22300416	1000921	17.00	costs to refill nitrogen tank	2/3/2023
5950	PLAINS WELDING SUPPLY,INC			CARLSBAD	NM	22300595	1000921	87.00	Oxygen Delivery July 22-June 23	2/3/2023
5950	PLAINS WELDING SUPPLY,INC			CARLSBAD	NM	22303281	1000921	17.85	Monthly Nitrogen Bottle Rental Fee	2/3/2023
5950	PLAINS WELDING SUPPLY,INC			CARLSBAD	NM	22300595	1000921	87.00	Oxygen Delivery July 22-June 23	2/3/2023
5950	PLAINS WELDING SUPPLY,INC			CARLSBAD	NM	22304443	1000985	1,419.00	BLAST SAND FOR FENCE PANELS	2/17/2023
5950	PLAINS WELDING SUPPLY,INC			CARLSBAD	NM	22304638	1000985	946.00	BLAST SAND FOR FENCE PANELS	2/17/2023
5950	PLAINS WELDING SUPPLY,INC			CARLSBAD	NM	22304638	1000985	473.00	BLAST SAND FOR FENCE PANELS	2/17/2023
5950	PLAINS WELDING SUPPLY,INC			CARLSBAD	NM	22304703	1001023	168.00	WELDING GLOVES FOR WELDERS	2/24/2023
5960	PLATEAU WIRELESS INC.			CLOVIS	NM	22304971	311511	1,823.65	account#3246890	2/17/2023
6007	POLYDYNE INC			ATLANTA	GA	22304467	311418	3,510.00	Polymer for fan press	2/10/2023
5972	POSTAL PROS, INC			CALDWELL	ID	22300545	311304	9,255.43	Printing and Mailing Utility Bills FY 22/23	2/3/2023
8964	PROVIDENT LIFE & ACCIDENT	INSURANCE CO. (UNUM)		ALTANTA	GA		405513	102.16	BCN E0228148	2/10/2023
8964	PROVIDENT LIFE & ACCIDENT	INSURANCE CO. (UNUM)		ALTANTA	GA		405554	102.16	BCN E0228148	2/24/2023
12174	PULLTARPS MFG	ROLL RITE		EL CAJON	CA	22304117	311512	709.26	Replacement tarps for roll off units 16541-16159	2/17/2023
5032	PURE OPERATIONS, LLC			LAS CRUCES	NM	22303851	311513	1,228.91	Replace pump on Chlorinator	2/17/2023
6097	PVT			ARTESIA	NM	22300041	311419	89.99	account#11758200	2/10/2023
6097	PVT			ARTESIA	NM	22300997	311419	136.91	account#1304750	2/10/2023
6097	PVT			ARTESIA	NM	22300242	311419	209.75	account#11956200	2/10/2023
6097	PVT			ARTESIA	NM	22300335	311419	45.47	account#10178900	2/10/2023
6097	PVT			ARTESIA	NM	22300623	311419	1,270.37	account#814600	2/10/2023
6097	PVT			ARTESIA	NM	22300243	311419	479.35	FY23 Phone Service for Avalon Ranch	2/10/2023
6130	QA BALANCE SERVICES, INC.			AURORA	CO	22304776	311420	1,474.81	QA Services for Lab equipment	2/10/2023
1495	QUARTZ LAMPS INC			FAIRFIELD	OH	22304630	311620	255.00	UV Maintenance solution cleaner	2/24/2023
6164	QUEST DIAGNOSTICS	CLINICAL LABORATORIES,INC		ATLANTA	GA	22304595	311306	537.55	Drug Screen	2/3/2023
6168	QUILL OFFICE PRODUCTS	STAPLES INC		FRAMINGHAM	MA	22304448	311307	242.47	Office Supplies - Academy	2/3/2023
6168	QUILL OFFICE PRODUCTS	STAPLES INC		FRAMINGHAM	MA	22304526	311307	289.14	Office Supplies	2/3/2023
6168	QUILL OFFICE PRODUCTS	STAPLES INC		FRAMINGHAM	MA	22304448	311307	31.18	Office Supplies - Academy	2/3/2023
6168	QUILL OFFICE PRODUCTS	STAPLES INC		FRAMINGHAM	MA	22304448	311307	62.36	Office Supplies - Academy	2/3/2023
6168	QUILL OFFICE PRODUCTS	STAPLES INC		FRAMINGHAM	MA	22304448	311307	62.36	Office Supplies - Academy	2/3/2023
6168	QUILL OFFICE PRODUCTS	STAPLES INC		FRAMINGHAM	MA	22304526	311307	14.67	Office Supplies	2/3/2023
6168	QUILL OFFICE PRODUCTS	STAPLES INC		FRAMINGHAM	MA	22304071	311422	73.51	Supplies for Airport	2/10/2023
6168	QUILL OFFICE PRODUCTS	STAPLES INC		FRAMINGHAM	MA	22304071	311422	218.94	Supplies for Airport	2/10/2023
6168	QUILL OFFICE PRODUCTS	STAPLES INC		FRAMINGHAM	MA	22304587	311422	100.99	Office Supplies	2/10/2023
6168	QUILL OFFICE PRODUCTS	STAPLES INC		FRAMINGHAM	MA	22304587	311422	147.94	Office Supplies	2/10/2023
6168	QUILL OFFICE PRODUCTS	STAPLES INC		FRAMINGHAM	MA	22304732	311422	142.35	Material and Supplies	2/10/2023
6168	QUILL OFFICE PRODUCTS	STAPLES INC		FRAMINGHAM	MA	22304732	311422	48.99	Material and Supplies	2/10/2023
6168	QUILL OFFICE PRODUCTS	STAPLES INC		FRAMINGHAM	MA	22304777	311621	228.69	Office Supplies	2/24/2023
6168	QUILL OFFICE PRODUCTS	STAPLES INC		FRAMINGHAM	MA	22304777	311621	30.36	Office Supplies	2/24/2023
6168	QUILL OFFICE PRODUCTS	STAPLES INC		FRAMINGHAM	MA	22304777	311621	97.99	Office Supplies	2/24/2023
6168	QUILL OFFICE PRODUCTS	STAPLES INC		FRAMINGHAM	MA	22305135	311653	267.06	Materials and Supplies	2/28/2023

VENDOR	NAME	NAME2	DBA	CITY	STATE	P.O.	CHECK NO	INVOICE NET	INVOICE DESCRIPTION	CHECK DATE
6168	QUILL OFFICE PRODUCTS	STAPLES INC		FRAMINGHAM	MA	22305135	311653	177.98	Materials and Supplies	2/28/2023
6198	R & R PRODUCTS, INC.			TUCSON	AZ	22304073	311622	186.40	Fairway yardage markers for the golf course	2/24/2023
914	RANDY M AUTIO	NM LOCAL GOVERNMENT LAW LLC		ALBUQUERQUE	NM	22301248	311395	97.09	Attorney Services - Randall VanVleck	2/10/2023
11291	RAPID MARINE FUELS LLC	TED BOOHER		DEER PARK	TX	22300021	311515	590.00	Est. cost for waste oil remova	2/17/2023
6319	RAY ALLEN MANUFACTURING LLC			COLORADO SPRINGS	CO	22302083	1001024	85.98	K9 Supplies	2/24/2023
6228	RED BUD SUPPLY INC			BELMONT	MS	22304765	311516	324.34	Need new gas cans	2/17/2023
6228	RED BUD SUPPLY INC			BELMONT	MS	22304570	311516	1,019.68	water coolers & fuel cans for service crews	2/17/2023
12797	RED ROCKET MEDIA LLC			LAS VEGAS	NV	22300273	311308	2,500.00	FY23 Social Media Advertising	2/3/2023
12797	RED ROCKET MEDIA LLC			LAS VEGAS	NV	22300272	311517	430.59	Social Media Marketing for Various City Depts	2/17/2023
12797	RED ROCKET MEDIA LLC			LAS VEGAS	NV	22300273	311623	2,500.00	FY23 Social Media Advertising	2/24/2023
12204	RELIANCE STANDARD	LIFE INSURANCE		CAROL STREAM	IL	405555	13,190.74		Life & Disab	2/24/2023
2472	RICH FORD			ALBUQUERQUE	NM	22304668	1000959	125.44	TRANSIT #51 DRIVE TRAIN PARTS - INSULATOR ASY +SEA	2/10/2023
2472	RICH FORD			ALBUQUERQUE	NM	22304691	1000959	76.54	#35 sunvisor parts	2/10/2023
2472	RICH FORD			ALBUQUERQUE	NM	22304661	1000987	45.97	Transit#44 Cooling system parts - Thermostat & Sea	2/17/2023
2472	RICH FORD			ALBUQUERQUE	NM	22304742	1000987	442.57	#35 starter	2/17/2023
2472	RICH FORD			ALBUQUERQUE	NM	22303755	1000987	(16.00)	#50 Battery, Battery Core , and Cabin Filter	2/17/2023
2472	RICH FORD			ALBUQUERQUE	NM	22303949	1000987	73.18	SPARK PLUGS, & GASKETS FOR COLLECTIONS #12161	2/17/2023
2472	RICH FORD			ALBUQUERQUE	NM	22304472	1000987	497.47	MANIFOLD, GASKETS, SEALS & BOLTS WWC #12161	2/17/2023
2472	RICH FORD			ALBUQUERQUE	NM	22304196	1000987	175.90	HANDLE AND LATCH FOR AIRPORT #11957	2/17/2023
2472	RICH FORD			ALBUQUERQUE	NM	22304170	1000987	64.62	TUBE ASSY FOR PARKS #11036	2/17/2023
820	RICHARD G FLEMING		LAWN RANGERS OF CARLSBAD NM LLC	CARLSBAD	NM	22303695	1000980	125.00	landscape maintenance orchard ln	2/17/2023
716	RJ BORDER INTERNATIONAL		BORDER INTERNATIONAL TRUCKS	EL PASO	TX	22304194	1000988	211.19	RELAY, ACTUATOR, SENSOR FOR ST #13076	2/17/2023
6348	ROBERTS TRUCK CENTER OF	NEW MEXICO, LLC.		ALBUQUERQUE	NM	22304702	311518	700.00	ANNUAL NAVISTAR SUBSCRIPTION RENEWAL 1/23-1/24	2/17/2023
5633	ROEDA INC			LYNWOOD	IL	22304079	311423	4,779.29	South facing new building sign off of Mermod Stree	2/10/2023
1002	ROGER CLEVELAND GOLF CO. INC.		CLEVELAND GOLF/SRIXON	HUNTINGTON BEACH	CA	22303267	311519	728.91	Cleveland/Srixon Pre-Book	2/17/2023
1002	ROGER CLEVELAND GOLF CO. INC.		CLEVELAND GOLF/SRIXON	HUNTINGTON BEACH	CA	22303267	311519	248.40	Cleveland/Srixon Pre-Book	2/17/2023
1002	ROGER CLEVELAND GOLF CO. INC.		CLEVELAND GOLF/SRIXON	HUNTINGTON BEACH	CA	22303267	311519	403.20	Cleveland/Srixon Pre-Book	2/17/2023
1002	ROGER CLEVELAND GOLF CO. INC.		CLEVELAND GOLF/SRIXON	HUNTINGTON BEACH	CA	22303267	311519	2,011.20	Cleveland/Srixon Pre-Book	2/17/2023
1002	ROGER CLEVELAND GOLF CO. INC.		CLEVELAND GOLF/SRIXON	HUNTINGTON BEACH	CA	22303267	311519	1,145.43	Cleveland/Srixon Pre-Book	2/17/2023
1002	ROGER CLEVELAND GOLF CO. INC.		CLEVELAND GOLF/SRIXON	HUNTINGTON BEACH	CA	22303267	311519	312.39	Cleveland/Srixon Pre-Book	2/17/2023
1002	ROGER CLEVELAND GOLF CO. INC.		CLEVELAND GOLF/SRIXON	HUNTINGTON BEACH	CA	22303267	311519	403.20	Cleveland/Srixon Pre-Book	2/17/2023
1002	ROGER CLEVELAND GOLF CO. INC.		CLEVELAND GOLF/SRIXON	HUNTINGTON BEACH	CA	22303267	311519	69.00	Cleveland/Srixon Pre-Book	2/17/2023
1002	ROGER CLEVELAND GOLF CO. INC.		CLEVELAND GOLF/SRIXON	HUNTINGTON BEACH	CA	22303267	311519	230.40	Cleveland/Srixon Pre-Book	2/17/2023
1002	ROGER CLEVELAND GOLF CO. INC.		CLEVELAND GOLF/SRIXON	HUNTINGTON BEACH	CA	22303267	311519	247.20	Cleveland/Srixon Pre-Book	2/17/2023
1002	ROGER CLEVELAND GOLF CO. INC.		CLEVELAND GOLF/SRIXON	HUNTINGTON BEACH	CA	22304729	311519	12.00	Limited Edition Golf Bags	2/17/2023
1002	ROGER CLEVELAND GOLF CO. INC.		CLEVELAND GOLF/SRIXON	HUNTINGTON BEACH	CA	311519	311519	(605.49)	Sales Program Rebate	2/17/2023
246	ROLFSON OIL LLC			GRAPEVINE	TX	22304690	311520	2,256.70	DEF NEEDED FOR SW UNITS	2/17/2023
246	ROLFSON OIL LLC			GRAPEVINE	TX	22304428	311520	2,037.25	TRANS OIL FOR SW UNITS	2/17/2023
246	ROLFSON OIL LLC			GRAPEVINE	TX	22303310	1001025	827.25	RED COOLANT NEEDED FOR VARIOUS DEPT	2/24/2023
246	ROLFSON OIL LLC			GRAPEVINE	TX	22304657	1001025	2,071.06	REFILL BULK FLUID IN LUBE SHOP VARIOUS DEPT	2/24/2023
246	ROLFSON OIL LLC			GRAPEVINE	TX	22305115	1001051	1,889.35	Hydraulic oil for water wells/R Lopez	2/28/2023
246	ROLFSON OIL LLC			GRAPEVINE	TX	22305136	1001051	1,889.35	oil for water well drippers/R Lopez	2/28/2023
15718	RORY CASTANEDA			CARLSBAD	NM	311521	311521	59.00	FT Bliss Job Fair El Paso, TX	2/17/2023
6510	RUSH TRUCK CENTERS		INTERSTATE BILLING SERVICE	DECATUR	AL	22304478	311522	465.80	PULLER, GAUGE, SENSOR FOR SW #332	2/17/2023
6510	RUSH TRUCK CENTERS		INTERSTATE BILLING SERVICE	DECATUR	AL	22304642	311522	92.99	LINE, CLIPS & ORING FOR W #14116	2/17/2023
6510	RUSH TRUCK CENTERS		INTERSTATE BILLING SERVICE	DECATUR	AL	22303478	311522	521.84	SPINDLES FOR SW #16052	2/17/2023
6510	RUSH TRUCK CENTERS		INTERSTATE BILLING SERVICE	DECATUR	AL	22303799	311522	4,327.25	FUEL, TRANS PUMPS, VALVE & SEALS SW #332	2/17/2023
1496	RYAN BLUE			CARLSBAD	NM	311309	311309	20.00	Intermediate class in Roswell	2/3/2023
1496	RYAN BLUE			CARLSBAD	NM	311424	311424	20.00	Intermediate class in Roswell	2/10/2023
1496	RYAN BLUE			CARLSBAD	NM	311655	311655	20.00	Intermediate class in Roswell	2/28/2023
1496	RYAN BLUE			CARLSBAD	NM	311655	311655	20.00	Intermediate class in Roswell	2/28/2023
1516	RYAN KINNIN			CARLSBAD	NM	311523	311523	240.09	Detective & New Criminal Training/Pearland, TX	2/17/2023

VENDOR	NAME	NAME2	DBA	CITY	STATE	P.O.	CHECK NO	INVOICE NET	INVOICE DESCRIPTION	CHECK DATE
1485	SABRINA ANN ESCOBAR			CARLSBAD	NM	22304473	29191	500.00	Trash Pickup Not to Exceed \$500	2/10/2023
6620	SAFETY KLEEN CORP.			DALLAS	TX	22300474	311524	763.89	Annual est. serv. parts and shop cleaner 7/22-7/23	2/17/2023
952	SAFEWARE INC.			LANHAM	MD	22303451	311525	2,185.23	Asset #16750 - Add'l Receptor Strips	2/17/2023
946	SAMBA HOLDINGS INC			PASADENA	CA	22300457	311624	122.89	Driving Motor Vehicle Reports	2/24/2023
14297	SAMUEL A RIVERA			CARLSBAD	NM		311526	160.11	Travel to El Paso-PD	2/17/2023
14297	SAMUEL A RIVERA			CARLSBAD	NM		311625	60.00	Teach @ SW NM Law Enforcement Academy in Hobbs	2/24/2023
12965	SANDRA BARLEY			HOPE	NM		311527	20.00	Funeral Services Melrose, NM	2/17/2023
1361	SCHOOL HEALTH	PALOS SPORTS		ROLLING MEADOWS	IL	22304749	311508	319.90	FITNESS SUPPLIES FOR CLASSES AT NMSRC	2/17/2023
9427	SCOTT MAXWELL			CARLSBAD	NM		311425	20.00	New Mexico Forestry RMP Meeting for 2023 SeasonAlb	2/10/2023
11469	SERGIO MALDONADO			ARTESIA	NM		311528	20.00	Law Enforcement Academy Hobbs, NM	2/17/2023
1198	SERINA NELSON			CARLSBAD	NM		311426	272.18	Human Remains Recovery San Marcos Tx	2/10/2023
6742	SHARP ELECTRONICS CORP	SHARP LEASING USA COMPANY		MONTVALE	NJ	22300357	311529	3,907.71	Sharp Copiers - Annual Requisition.	2/17/2023
6760	SHERWIN-WILLIAMS			CARLSBAD	NM	22304445	311310	1,791.89	PAINT REDUCER FOR GOLF PANELS	2/3/2023
6760	SHERWIN-WILLIAMS			CARLSBAD	NM	22304490	311310	1,791.89	PAINT REDUCER FOR GOLF PANELS	2/3/2023
6760	SHERWIN-WILLIAMS			CARLSBAD	NM	22304639	311310	1,791.89	Paint and reducer for golf panels	2/3/2023
6760	SHERWIN-WILLIAMS			CARLSBAD	NM	22304708	311310	649.99	Paint machine needed for panels at mini golf cours	2/3/2023
6760	SHERWIN-WILLIAMS			CARLSBAD	NM	22304904	311530	195.24	Conference Room Paint	2/17/2023
6760	SHERWIN-WILLIAMS			CARLSBAD	NM	22304735	311530	878.00	Materials for Community Service	2/17/2023
5252	SIDDONS-MARTIN EMERGENCY GROUP			DALLAS	TX	22304611	311311	2,095.13	ENG- 3 BELTS AND PULLIES(TH)F/D & ENG -7	2/3/2023
5252	SIDDONS-MARTIN EMERGENCY GROUP			DALLAS	TX	22304611	311427	925.80	ENG- 3 BELTS AND PULLIES(TH)F/D & ENG -7	2/10/2023
5252	SIDDONS-MARTIN EMERGENCY GROUP			DALLAS	TX	22304432	311427	98.73	ENG-7 HANDLE(TH)F/D	2/10/2023
5252	SIDDONS-MARTIN EMERGENCY GROUP			DALLAS	TX	22304334	311427	632.20	ENG-6 SENSOR(TH)F/D	2/10/2023
5252	SIDDONS-MARTIN EMERGENCY GROUP			DALLAS	TX	22303858	311531	13,516.93	L-2 REAR SPRING	2/17/2023
5252	SIDDONS-MARTIN EMERGENCY GROUP			DALLAS	TX	22304384	311531	3,907.47	L-1 DIAGNOSE PUMP	2/17/2023
6696	SITES SOUTHWEST LTD., CO			ALBUQUERQUE	NM	22304752	311312	1,840.00	PROFESSIONAL AGREEMENT SITES SOUTHWEST	2/3/2023
1201	SMARTFORCE TECHNOLOGIES INC			GREENWOOD VILLAGE	CO	22304808	311428	16,980.00	SmartForce - 3/18/23-3/17/24	2/10/2023
6873	SMITH ENGINEERING INC.			ROSWELL	NM	22302017	29192	10,631.36	Design Work for Captain Williams Ln Ext./CID Bridg	2/10/2023
6873	SMITH ENGINEERING INC.			ROSWELL	NM	22207192	29192	2,150.42	Design of repairs of San Jose Low Water Crossing	2/10/2023
6873	SMITH ENGINEERING INC.			ROSWELL	NM	22303862	1000960	3,386.91	Project 321202-19	2/10/2023
6980	SOUTH COUNTRY GREENHOUSE	FRANKIE L MARTINO		CARLSBAD	NM	22304614	1000990	300.00	topsoil for various jobs/R Myers	2/17/2023
6980	SOUTH COUNTRY GREENHOUSE	FRANKIE L MARTINO		CARLSBAD	NM	22305162	1001027	360.00	top soil 3308 burgett yard clean up from spill	2/24/2023
6990	SOUTHEAST READY MIX, INC.			CARLSBAD	NM	22304719	311313	808.76	pea gravel for water service repair/A Parraz	2/3/2023
366	SOUTHERN TIRE MART LLC			COLUMBIA	MS	22304975	311532	2,442.80	restock for all P/D CHARGER UNITS	2/17/2023
366	SOUTHERN TIRE MART LLC			COLUMBIA	MS	22304395	311532	2,442.80	ALL P/D CHARGER UNITS	2/17/2023
366	SOUTHERN TIRE MART LLC			COLUMBIA	MS	22304957	311532	2,386.80	ALL MED UNITS	2/17/2023
60	SOUTHWEST ENVIRONMENTAL LLC			CARLSBAD	NM	22304248	1000923	2,541.15	Demolition Task Order	2/3/2023
60	SOUTHWEST ENVIRONMENTAL LLC			CARLSBAD	NM	22304249	1000923	2,541.15	Demolition Task Order	2/3/2023
60	SOUTHWEST ENVIRONMENTAL LLC			CARLSBAD	NM	22304622	1000963	4,251.22	Demolition Task Order	2/10/2023
7088	SOUTHWEST LP GAS CO			CARLSBAD	NM	22300490	1000961	27.28	EST COST TO REFILL PROPANE FOR	2/10/2023
7082	SOUTHWESTERN EQUIPMENT CO			JUSTIN	TX	22304177	1000991	1,840.90	SIDE PLATE STRUCTURES FOR SW #823	2/17/2023
7082	SOUTHWESTERN EQUIPMENT CO			JUSTIN	TX	22304369	1000991	3,319.20	Replacement pump and cylinders for unit 16058	2/17/2023
7082	SOUTHWESTERN EQUIPMENT CO			JUSTIN	TX	22304563	1000991	2,178.30	UP/DOWN CYLINDERS FOR SW 16659	2/17/2023
7082	SOUTHWESTERN EQUIPMENT CO			JUSTIN	TX	22304223	1000991	511.35	Valve bank seal kit for unit 10823	2/17/2023
7082	SOUTHWESTERN EQUIPMENT CO			JUSTIN	TX	22304801	1001028	2,764.64	SWITCHES & CARTRIDGES FOR SW UNITS SOLE SOURCE	2/24/2023
7145	SPARKS OFFICE SUPPLY, INC			CARLSBAD	NM	22304545	29185	151.33	Laser Jet Toner for Office	2/3/2023
7145	SPARKS OFFICE SUPPLY, INC			CARLSBAD	NM	22304699	311429	25.05	Labels	2/10/2023
7145	SPARKS OFFICE SUPPLY, INC			CARLSBAD	NM	22304641	311429	73.62	supplies	2/10/2023
7145	SPARKS OFFICE SUPPLY, INC			CARLSBAD	NM	22304641	311429	86.10	supplies	2/10/2023
7145	SPARKS OFFICE SUPPLY, INC			CARLSBAD	NM	22304787	311429	191.13	Office Supplies	2/10/2023
7145	SPARKS OFFICE SUPPLY, INC			CARLSBAD	NM	22305111	311626	368.90	Office Supplies	2/24/2023
7162	SPECIALTY COMMUNICATIONS			ALBUQUERQUE	NM	22304437	1000932	4,265.25	RADIOS FOR THE ARC & GRAPPLER TRUCKS	2/10/2023
7162	SPECIALTY COMMUNICATIONS			ALBUQUERQUE	NM	22304978	1000966	626.34	A New Portable for the Construction	2/17/2023

VENDOR	NAME	NAME2	DBA	CITY	STATE	P.O.	CHECK NO	INVOICE NET	INVOICE DESCRIPTION	CHECK DATE
1494	SPORTS FACILITIES GROUP, INC.			RIVERSIDE	CA	22304613	311430	302.84	Replace Volleyball Nets @ Pecos River Park	2/10/2023
7168	SPRINGTIME CLEANING SVCS	SEPCO, INC.		CARLSBAD	NM	22300682	1000992	107.52	Annual PO for Cleaning Svcs Springtime 7/22-6/23	2/17/2023
7168	SPRINGTIME CLEANING SVCS	SEPCO, INC.		CARLSBAD	NM	22300247	1000992	158.59	Annual Cleaning Services	2/17/2023
7168	SPRINGTIME CLEANING SVCS	SEPCO, INC.		CARLSBAD	NM	22303796	1000992	537.60	Building cleaning services	2/17/2023
1499	STARR MAINEZ			CARLSBAD	NM	22304988	29200	500.00	Trash Pickup Not to Exceed \$500	2/17/2023
13370	STATE DISBURSEMENT UNIT			CAROL STREAM	IL		405514	204.22	1711100/08FA000115	2/10/2023
13370	STATE DISBURSEMENT UNIT			CAROL STREAM	IL		405556	204.22	1711100/08FA000115	2/24/2023
10184	STELLAR INC			CARLSBAD	NM	22304580	1000922	118.27	Phone work for City Hall main line.	2/3/2023
10184	STELLAR INC			CARLSBAD	NM	22304676	1000962	291.06	New line for printer	2/10/2023
10184	STELLAR INC			CARLSBAD	NM	22304823	1000993	153.22	Change names on the phones	2/17/2023
7220	STERICYCLE, INC.			CAROL STREAM	IL	22300054	311431	280.36	Annual Medical Waste Disposal	2/10/2023
7229	STONYS PAINT & BODY	STONY WAYNE JENNINGS		CARLSBAD	NM	22304841	311432	763.40	Unit 2207 Decal Install	2/10/2023
812	STRATEGIES 360 INC			SEATTLE	WA	22300092	311433	5,307.31	Professional Lobbying Services	2/10/2023
5300	STRYKER SALES CORPORATION			CHICAGO	IL	22303548	311314	978.61	Replacement Mattress Pads of EMS Cots	2/3/2023
1481	SUPER VACUUM MANUFACTURING CO, INC			FORT COLLINS	CO	22304505	311315	535.00	Unit 2207 - Decals	2/3/2023
1481	SUPER VACUUM MANUFACTURING CO, INC			FORT COLLINS	CO	22304424	311315	612.01	Unit 2303 - Decals	2/3/2023
241	SYSTEMS TECHNOLOGY GROUP INC	READSQUARED		PHOENIX	AZ	22300087	311654	695.00	Online Summer Reading program	2/28/2023
11267	TADDY HEALTHCARE SVCS LLC	NEW ERA PHYSICAL THERAPY		CARLSBAD	NM	22304449	311317	112.90	Cassi Baskin-Parker Physical	2/3/2023
11267	TADDY HEALTHCARE SVCS LLC	NEW ERA PHYSICAL THERAPY		CARLSBAD	NM	22301918	311434	90.32	Immunizations for Ryan Blue	2/10/2023
11267	TADDY HEALTHCARE SVCS LLC	NEW ERA PHYSICAL THERAPY		CARLSBAD	NM	22301918	311434	90.32	Immunizations for Joshua Campbell	2/10/2023
11267	TADDY HEALTHCARE SVCS LLC	NEW ERA PHYSICAL THERAPY		CARLSBAD	NM	22304605	311533	75.26	Pre-employment physical Romana Villa	2/17/2023
11267	TADDY HEALTHCARE SVCS LLC	NEW ERA PHYSICAL THERAPY		CARLSBAD	NM	22304604	311533	75.26	Pre-employment physical Marshall Rosten	2/17/2023
11267	TADDY HEALTHCARE SVCS LLC	NEW ERA PHYSICAL THERAPY		CARLSBAD	NM	22304602	311533	75.26	Pre-employment physical Ryan Rodriguez	2/17/2023
11267	TADDY HEALTHCARE SVCS LLC	NEW ERA PHYSICAL THERAPY		CARLSBAD	NM	22304603	311533	75.26	Pre-employment physical Jed Peacock	2/17/2023
7135	TATE BRANCH	THIRTEEN TWENTY LLC		CARLSBAD	NM	22304319	311435	220.22	1901- FUEL PUMP(THP)/D	2/10/2023
813	TAYLOR MADE GOLF COMPANY			CARLSBAD	CA	22302926	311535	1,070.00	Taylor Made Pre-Book	2/17/2023
813	TAYLOR MADE GOLF COMPANY			CARLSBAD	CA	22302926	311535	4,736.25	Taylor Made Pre-Book	2/17/2023
813	TAYLOR MADE GOLF COMPANY			CARLSBAD	CA	22302926	311535	197.11	Taylor Made Pre-Book	2/17/2023
813	TAYLOR MADE GOLF COMPANY			CARLSBAD	CA	22302926	311535	141.73	Taylor Made Pre-Book	2/17/2023
813	TAYLOR MADE GOLF COMPANY			CARLSBAD	CA	22302926	311535	5,880.72	Taylor Made Pre-Book	2/17/2023
813	TAYLOR MADE GOLF COMPANY			CARLSBAD	CA	22302926	311535	618.93	Taylor Made Pre-Book	2/17/2023
10981	TDS			PALATINE	IL	22301527	311318	388.84	account#8224200020038849	2/3/2023
10981	TDS			PALATINE	IL	22300130	311436	305.90	acct#8224200010333713	2/10/2023
10981	TDS			PALATINE	IL	22300295	311436	755.88	account#8224200010057528	2/10/2023
10981	TDS			PALATINE	IL	22300263	311436	474.14	account#8224200010050986	2/10/2023
10981	TDS			PALATINE	IL	22300077	311436	182.97	account#8224200010200151	2/10/2023
10981	TDS			PALATINE	IL	22301692	311436	33.41	account#8224200010041597	2/10/2023
10981	TDS			PALATINE	IL	22300077	311536	7.82	account#8224200010084670	2/17/2023
10981	TDS			PALATINE	IL	22300175	311627	388.36	account#8224200010192747	2/24/2023
10981	TDS			PALATINE	IL	22300816	311627	149.95	account#8224200010184751	2/24/2023
10981	TDS			PALATINE	IL	22300326	311627	303.15	account#8224200010120557	2/24/2023
10981	TDS			PALATINE	IL	22300263	311627	319.95	8224 20 001 0121282 acct#	2/24/2023
12778	TECHNOLGIES CDWARE INC			CANADA		22300893	311437	2,312.00	GPS Tracking for City Vehicles	2/10/2023
13375	TELEFLEX LLC			ATLANTA	GA	22300385	311537	3,350.00	Annual Purchases for EZ-IO Supplies - FY 22-23	2/17/2023
2625	THE GARDEN MART, INC.			CARLSBAD	NM	22300965	1000924	13,440.10	STREET MEDIAN MAINTENANCE	2/3/2023
2625	THE GARDEN MART, INC.			CARLSBAD	NM	22304911	1001029	2,634.26	tree removal	2/24/2023
803	THE GRANT PLANT INC			ALBUQUERQUE	NM	22304227	1000925	5,376.04	Provide technical support for grants	2/3/2023
803	THE GRANT PLANT INC			ALBUQUERQUE	NM	22304227	1001052	14,327.15	Provide technical support for grants	2/28/2023
1482	THE MANITOWOC COMPANY, INC.	MGX EQUIPMENT SERVICES, LLC		MILWAUKEE	WI	22304419	311491	1,218.44	BROOM W/HUB & WIRE FOR ST TYMCO #16556	2/17/2023
8089	THE WATER WORKS INC	CY ENDEAVORS		CARLSBAD	NM	22300061	1000926	14.00	Bottled Water Service CFD/PFA	2/3/2023
8089	THE WATER WORKS INC	CY ENDEAVORS		CARLSBAD	NM	22300653	1000926	52.00	Drinking Water & Cooler Rental	2/3/2023
8089	THE WATER WORKS INC	CY ENDEAVORS		CARLSBAD	NM	22300029	1000926	7.00	Annual Water Works FY: July 2022-June 2023	2/3/2023

VENDOR	NAME	NAME2	DBA	CITY	STATE	P.O.	CHECK NO	INVOICE NET	INVOICE DESCRIPTION	CHECK DATE
8089	THE WATER WORKS INC	CY ENDEAVORS		CARLSBAD	NM	22302634	1000964	154.00	FY 2023 - Drinking Water	2/10/2023
8089	THE WATER WORKS INC	CY ENDEAVORS		CARLSBAD	NM	22300634	1000964	7.00	Drinking Water	2/10/2023
8089	THE WATER WORKS INC	CY ENDEAVORS		CARLSBAD	NM	22300167	1000964	21.00	The Waterworks Inc.	2/10/2023
8089	THE WATER WORKS INC	CY ENDEAVORS		CARLSBAD	NM	22300456	1000964	7.00	Drinking Water Delivery	2/10/2023
8089	THE WATER WORKS INC	CY ENDEAVORS		CARLSBAD	NM	22300257	1000964	35.00	Annual Water Bottle Exchange Delivery	2/10/2023
8089	THE WATER WORKS INC	CY ENDEAVORS		CARLSBAD	NM	22300653	1000964	14.00	Drinking Water & Cooler Rental	2/10/2023
8089	THE WATER WORKS INC	CY ENDEAVORS		CARLSBAD	NM	22300255	1000964	21.00	Annual purchase requisition for water bottles	2/10/2023
8089	THE WATER WORKS INC	CY ENDEAVORS		CARLSBAD	NM	22300635	1000964	7.00	Water Service for IT.	2/10/2023
8089	THE WATER WORKS INC	CY ENDEAVORS		CARLSBAD	NM	22300116	1000964	7.00	EST YRLY WATER BOTTLES WATER D	2/10/2023
8089	THE WATER WORKS INC	CY ENDEAVORS		CARLSBAD	NM	22300304	1000964	14.00	FY 2023 water and delivery for	2/10/2023
8089	THE WATER WORKS INC	CY ENDEAVORS		CARLSBAD	NM	22301215	1000994	35.00	YEARLY DRINKING WATER & COOLER	2/17/2023
8089	THE WATER WORKS INC	CY ENDEAVORS		CARLSBAD	NM	22301215	1000994	42.00	YEARLY DRINKING WATER & COOLER	2/17/2023
8089	THE WATER WORKS INC	CY ENDEAVORS		CARLSBAD	NM	22300257	1000994	21.00	Annual Water Bottle Exchange Delivery	2/17/2023
8089	THE WATER WORKS INC	CY ENDEAVORS		CARLSBAD	NM	22300061	1000994	14.00	Bottled Water Service CFD/PFA	2/17/2023
8089	THE WATER WORKS INC	CY ENDEAVORS		CARLSBAD	NM	22300635	1000994	7.00	Water Service for IT.	2/17/2023
8089	THE WATER WORKS INC	CY ENDEAVORS		CARLSBAD	NM	22300456	1000994	7.00	Drinking Water Delivery	2/17/2023
8089	THE WATER WORKS INC	CY ENDEAVORS		CARLSBAD	NM	22300634	1000994	7.00	Drinking Water	2/17/2023
8089	THE WATER WORKS INC	CY ENDEAVORS		CARLSBAD	NM	22300167	1001030	14.00	The Waterworks Inc.	2/24/2023
8089	THE WATER WORKS INC	CY ENDEAVORS		CARLSBAD	NM	22300116	1001030	7.00	EST YRLY WATER BOTTLES WATER D	2/24/2023
8089	THE WATER WORKS INC	CY ENDEAVORS		CARLSBAD	NM	22302634	1001030	140.00	FY 2023 - Drinking Water	2/24/2023
8089	THE WATER WORKS INC	CY ENDEAVORS		CARLSBAD	NM	22300257	1001030	11.98	Annual Water Bottle Exchange Delivery	2/24/2023
8089	THE WATER WORKS INC	CY ENDEAVORS		CARLSBAD	NM	22300653	1001030	35.00	Drinking Water & Cooler Rental	2/24/2023
8089	THE WATER WORKS INC	CY ENDEAVORS		CARLSBAD	NM	22300304	1001030	7.00	FY 2023 water and delivery for Riverwalk	2/24/2023
8089	THE WATER WORKS INC	CY ENDEAVORS		CARLSBAD	NM	22301040	1001030	7.00	Annual req. for water bottles	2/24/2023
8089	THE WATER WORKS INC	CY ENDEAVORS		CARLSBAD	NM	22300653	1001053	9.14	Drinking Water & Cooler Rental	2/28/2023
8089	THE WATER WORKS INC	CY ENDEAVORS		CARLSBAD	NM	22300255	1001053	12.36	Annual purchase requisition for water bottles	2/28/2023
8089	THE WATER WORKS INC	CY ENDEAVORS		CARLSBAD	NM	22300029	1001053	9.14	Annual Water Works FY: July 2022-June 2023	2/28/2023
8089	THE WATER WORKS INC	CY ENDEAVORS		CARLSBAD	NM	22300257	1001053	27.96	Annual Water Bottle Exchange Delivery	2/28/2023
8089	THE WATER WORKS INC	CY ENDEAVORS		CARLSBAD	NM	22301215	1001053	13.00	YEARLY DRINKING WATER & COOLER	2/28/2023
8089	THE WATER WORKS INC	CY ENDEAVORS		CARLSBAD	NM	22300167	1001053	10.21	The Waterworks Inc.	2/28/2023
7482	THERMAL SCIENTIFIC, INC			MANSFIELD	TX	22304644	1001031	158.78	Reagent needed in the Lab	2/24/2023
1392	THIRD GEN LLC		TRIPLE S JANITORIAL SUPPLIES	EL PASO	TX	22304693	311539	990.00	service call for water park	2/17/2023
7345	THIRTEEN TWENTY LLC		TATE BRANCH DODGE	ARTESIA	NM	22302830	311534	2,788.57	Unit 1702 - Dodge Durango	2/17/2023
7500	TK ELEVATOR CORPORATION			CAROL STREAM	IL	22300325	311538	1,493.64	FY23 Yearly Elevator Maint. Agreement for City Hal	2/17/2023
1032	TK, LLC		CARLSBAD CHEVROLET	CARLSBAD	NM	22303954	311276	267.55	7028 Air filters	2/3/2023
1032	TK, LLC		CARLSBAD CHEVROLET	CARLSBAD	NM	22303824	311276	164.65	1019- BLOWER MOTOR(TH)P/D	2/3/2023
1032	TK, LLC		CARLSBAD CHEVROLET	CARLSBAD	NM	22302788	311276	90.65	F-7 NEEDS FUSE BLOCK(TH)F/D	2/3/2023
1208	T-MOBILE USA INC			CINCINNATTI	OH	22300123	311316	59.66	account#981115866	2/3/2023
10230	TRANSUNION RISK &	ALTERNATIVE DATE SOLUTION		DALLAS	TX	22300481	311319	189.67	FY 2023 - Background Checks	2/3/2023
1326	TREND BUILDERS LLC			CARLSBAD	NM	22303308	311320	16,833.12	Remodel Station 1 dorm room bathroom	2/3/2023
210	TRI-TECH FORENSICS INC			LELAND	NC	22304723	1000927	2,379.00	Scene Screen	2/3/2023
210	TRI-TECH FORENSICS INC			LELAND	NC	22303454	1001032	1,051.98	STOP Grant - Rescue Task Force Supplies	2/24/2023
847	TROJAN TECHNOLOGIES GROUP ULC			LONDON, ONTARIO		22304228	311439	31,315.55	Yearly UV Light Bulb Replacement	2/10/2023
1469	TRUELITE TRACE INC		FLEETUP	SAN JOSE	CA	22304199	311656	726.00	FY 2023 - PD GPS Service	2/28/2023
12393	TYLER TECHNOLOGIES INC			DALLAS	TX	22300552	311628	1,600.00	Yearly Maintenance FY 22/23	2/24/2023
12393	TYLER TECHNOLOGIES INC			DALLAS	TX	22202731	311628	1,247.24	Tyler software	2/24/2023
7607	ULINE INC.			PLEASANT PRAIRIE	WI	22304802	311440	2,623.89	Benches in front of Pro Shop	2/10/2023
7607	ULINE INC.			PLEASANT PRAIRIE	WI	22304864	311440	391.49	gloves for service crews per C.Cordova	2/10/2023
7607	ULINE INC.			PLEASANT PRAIRIE	WI	22304686	311540	949.28	FACILITY MAINTENANCE SUPPLIES FOR NMSRC	2/17/2023
7607	ULINE INC.			PLEASANT PRAIRIE	WI	22304906	311629	1,951.17	Evidence Supplies	2/24/2023
7607	ULINE INC.			PLEASANT PRAIRIE	WI	22304941	311629	104.26	gloves, cleaner, & wipes for crews J.Asbury	2/24/2023
7610	ULTRA CLEAN CARPET &	JANITORIAL SERVICE		CARLSBAD	NM	22300625	1000928	516.10	FY23 Janitorial Services	2/3/2023

VENDOR	NAME	NAME2	DBA	CITY	STATE	P.O.	CHECK NO	INVOICE NET	INVOICE DESCRIPTION	CHECK DATE
7610	ULTRA CLEAN CARPET &	JANITORIAL SERVICE		CARLSBAD	NM	22300546	1000928	8,780.08	Janitorial services for the parks department	2/3/2023
8939	UNITED STEEL WORKERS			PITTSBURGH	PA		405515	4,360.91	Dues PR#1	2/10/2023
8939	UNITED STEEL WORKERS			PITTSBURGH	PA		405557	4,296.07	Dues PR#2	2/24/2023
7705	UNIVERSAL BEARING & CHAIN			CARLSBAD	NM	22304323	311541	156.86	BEARINGS NEEDED TO REPAIR DE #14631	2/17/2023
7615	UNM-JUDICIAL EDUC. CENTER			ALBUQUERQUE	NM		311441	1,927.00	Judicial Education Fees for Jan 2023	2/10/2023
10050	URBAN RESTORATION GROUP			GLENDALE	CA	22304739	311542	890.50	Materials for Community Service	2/17/2023
7624	USA BLUE BOOK	HD SUPPLY FACILITIES MAINTENANCE LTD		WAUKEGAN	IL	22303987	1001033	379.53	vactor tube clamp	2/24/2023
10118	VANGARD WIRELESS LLC			ALEXANDRIA	VA	22300038	1000995	64.66	EST YRLY TOWER SP RADIO MALIMAR #2 7/22-6/23	2/17/2023
11901	VERIZON WIRELESS			DALLAS	TX	22300268	311322	130.06	account#942125474-00001	2/3/2023
11901	VERIZON WIRELESS			DALLAS	TX	22300308	311322	81.03	account#542020035-00001	2/3/2023
11901	VERIZON WIRELESS			DALLAS	TX	22300194	311322	80.02	account#342081298-00001	2/3/2023
11901	VERIZON WIRELESS			DALLAS	TX	22300085	311322	141.45	account#542379270-00001	2/3/2023
11901	VERIZON WIRELESS			DALLAS	TX	22300115	311322	80.02	Invoice #9923222731	2/3/2023
11901	VERIZON WIRELESS			DALLAS	TX	22300268	311442	65.38	invoice#9926246394	2/10/2023
11901	VERIZON WIRELESS			DALLAS	TX	22300194	311442	653.73	invoice#9926222732	2/10/2023
11901	VERIZON WIRELESS			DALLAS	TX	22300194	311442	560.14	invoice#9926177714	2/10/2023
11901	VERIZON WIRELESS			DALLAS	TX	22300268	311442	276.11	Invoice #9926212621	2/10/2023
11901	VERIZON WIRELESS			DALLAS	TX	22300115	311442	5,201.34	invoice#9926222730	2/10/2023
11901	VERIZON WIRELESS			DALLAS	TX	22300115	311543	80.02	642020017-00003	2/17/2023
11901	VERIZON WIRELESS			DALLAS	TX	22300870	311543	40.01	542478217-00001	2/17/2023
11901	VERIZON WIRELESS			DALLAS	TX	22300521	311543	121.96	invoice#9926670002	2/17/2023
11901	VERIZON WIRELESS			DALLAS	TX	22300686	311543	440.11	Invoice#9926201490	2/17/2023
7937	VERMEER MOUNTAIN WEST, INC			CHANDLER	AZ	22304106	311630	740.32	Valve for vermeer vacuum	2/24/2023
9164	VICTOR CASTILLO			CARLSBAD	NM		405504	241.64	Insurance Reimbursement	2/10/2023
11972	VIVIAL MEDIA LLC			ST LOUIS	MO	22300529	311443	366.06	Monthly Advertising for Windstream FY 22/23	2/10/2023
11529	WAC UPFITTERS LLC			ALBUQUERQUE	NM	22304008	29186	1,727.00	2022 Ford Maverick XL Upfit	2/3/2023
11529	WAC UPFITTERS LLC			ALBUQUERQUE	NM	22304008	1000929	4,121.60	2022 Ford Maverick XL Upfit	2/3/2023
8027	WAGNER EQUIPMENT CORP.			DENVER	CO	22304753	1001035	600,000.00	TIRE SHREDDER	2/24/2023
8063	WASTEQUIP MANUFACTURING CO LLC			CHARLOTTE	NC	22303146	311444	62,045.00	SIDELOAD METAL CONTAINERS	2/10/2023
8070	WATER DEPARTMENT			CARLSBAD	NM	22300427	311544	34,772.33	Annual Water Utilities FY 22/2	2/17/2023
8077	WATERMASTER IRRIGATION SUPPLY			LUBBOCK	TX	22304663	311445	2,376.52	Irrigation parts for the Sports Complex	2/10/2023
312	WELLS FARGO FINANCIAL LEASING INC			DES MOINES	IA	22300345	311545	1,622.62	account#603-0217196-000	2/17/2023
14352	WESLEY CARTER			CARLSBAD	NM		311323	241.20	Travel to Santa Fe for Legislative meeting	2/3/2023
8364	WEX BANK			CAROL STREAM	IL	22300409	572	83,652.71	invoice#86602572	2/10/2023
8364	WEX BANK			CAROL STREAM	IL	22303605	2785	11,701.33	WEX CC FEBRUARY 2023	2/21/2023
8364	WEX BANK			CAROL STREAM	IL		2985	(44.00)	WEX CC FEBRUARY CR 2023	2/22/2023
8364	WEX BANK			CAROL STREAM	IL	22303895	23785	(179.84)	WEX CC FEB 2023 cr	2/27/2023
12060	WILLIAM ANDERSON			HAGERMAN	NM		311446	644.00	Training in Las Cruces	2/10/2023
7860	WINDSTREAM COMMUNICATIONS			LOUISVILLE	KY	22300332	311324	338.25	account#217415045	2/3/2023
7860	WINDSTREAM COMMUNICATIONS			LOUISVILLE	KY	22300862	311546	581.54	101194423 101128269	2/17/2023
7860	WINDSTREAM COMMUNICATIONS			LOUISVILLE	KY	22300547	311546	6,592.96	account#101047706	2/17/2023
7860	WINDSTREAM COMMUNICATIONS			LOUISVILLE	KY	22300862	311631	324.70	101151182 &101136604	2/24/2023
7860	WINDSTREAM COMMUNICATIONS			LOUISVILLE	KY	22300862	311657	315.06	101182159 &101200731	2/28/2023
7457	WITMER PUBLIC SAFETY	GROUP, INC		COATESVILLE	PA	22303006	1000930	212.00	firefighting tools and equipment	2/3/2023
8375	XCEL ENERGY SERVICES, INC			DENVER	CO	22300541	311325	40,589.62	account#54-1530269-7	2/3/2023
8375	XCEL ENERGY SERVICES, INC			DENVER	CO	22300541	311632	428.25	account#54-1874689-3	2/24/2023
8375	XCEL ENERGY SERVICES, INC			DENVER	CO	22300541	311632	147.66	account#54-1415316-1	2/24/2023
8375	XCEL ENERGY SERVICES, INC			DENVER	CO	22300369	311658	40.03	54-0013101402-6account#	2/28/2023
8375	XCEL ENERGY SERVICES, INC			DENVER	CO	22300113	311658	42,769.24	54-1335495-7	2/28/2023
12652	YAMAHA MOTOR FINANCE CORP			CHICAGO	IL	22304506	311447	5,054.40	LEASE 2347905	2/10/2023
434	YSIDRO MOLINAR			CARLSBAD	NM	22304662	29187	500.00	Trash Pickup Not to Exceed \$500	2/3/2023
415	ZACH PIFER			LUBBOCK	TX		311326	40.00	Paramedic class in Roswell	2/3/2023

VENDOR	NAME	NAME2	DBA	CITY	STATE	P.O.	CHECK NO	INVOICE NET	INVOICE DESCRIPTION	CHECK DATE
415	ZACH PIFER			LUBBOCK	TX		311448	40.00	Paramedic class in Roswell	2/10/2023
415	ZACH PIFER			LUBBOCK	TX		311448	20.00	Paramedic School @ ENMU-R	2/10/2023
415	ZACH PIFER			LUBBOCK	TX		311547	40.00	Paramedic Class@ ENMU-R	2/17/2023
415	ZACH PIFER			LUBBOCK	TX		311633	20.00	Paramedic school @ENMU-R	2/24/2023
415	ZACH PIFER			LUBBOCK	TX		311633	40.00	Paramedic Class @ ENMU-R	2/24/2023
415	ZACH PIFER			LUBBOCK	TX		311659	40.00	Paramedic Class@ENMU-R	2/28/2023
								3,470,222.05		

14. Vendor Fiscal Year Summary

Vendor Number	Vendor Name	City	State	YTD Purchases	YTD Payments
12830	4 ELEMENTS AUTOMOTIVE	CARLSBAD	NM	31,964.60	31,964.60
595	4 ELEMENTS OILFIELD SERVICES LLC	CARLSBAD	NM	10,561.67	10,561.67
7558	4 RIVERS EQUIPMENT	GREELEY	CO	7,073.02	7,073.02
1256	4ALLPROMOS LLC	ESSEX	CT	3,249.78	3,249.78
2358	4IMPRINT INC.	CHICAGO	IL	10,341.95	10,341.95
1037	4M BUILT LLC	CARLSBAD	NM	5,327.45	5,327.45
1265	5280 PUBLISHING, INC	DENVER	CO	6,130.00	6,130.00
835	535 GROUP LLC	MCLEAN	VA	41,445.00	41,445.00
417	90 DEGREE BENEFITS	LUBBOCK	TX	904,394.50	904,394.50
148	A & S ENTERPRISES INC	ALBUQUERQUE	NM	21,871.32	21,871.32
687	AAL FIRE & SAFETY LLC	CARLSBAD	NM	3,120.15	3,120.15
48	AARDVARK	LA VERNE	CA	625.00	625.00
1267	AARON DOMINGUEZ	ROSWELL	NM	40.00	40.00
1255	ABAE PARTNERS LLC	CARLSBAD	NM	250.00	250.00
875	ACK ENTERPRISES INC	SMITHFIELD	UT	1,167.18	1,167.18
1001	ACUSHNET COMPANY	BOSTON	MA	42,235.81	42,235.81
223	AD VENTURE MARKETING	BROWNFIELD	TX	3,672.29	3,672.29
1401	ADAM V WEIS	PETALUMA	CA	400.00	400.00
1005	ADIDAS AMERICA, INC.	PORTLAND	OR	7,211.84	7,211.84
64	ADMIN OFFICE OF THE COURTS	SANTA FE	NM	34,426.00	34,426.00
1033	ADMIRAL BEVERAGE CORP	ALBUQUERQUE	NM	20,510.24	20,510.24
11959	ADRIAN GONZALES	CARLSBAD	NM	1,484.00	1,484.00
14039	ADRIAN R RODRIGUEZ	CARLSBAD	NM	927.90	927.90
1329	ADRIANN L LEYVA SING	CARLSBAD	NM	500.00	500.00
11317	ADVANCE AUTO PARTS	RALEIGH	NC	48,994.28	48,994.28
5276	ADVANCED CHEMICAL TRANSPORT INC.	SAN JOSE	CA	13,058.52	13,058.52
61	ADVANCED COMMUNICATIONS &	ALBUQUERQUE	NM	81,666.83	81,666.83
11012	ADVANCED PEST AND WEED	CARLSBAD	NM	17,296.43	17,296.43
11620	AES INC.	TEMPE	AZ	18,801.82	18,801.82
78	ALBERTSON'S #907	AMARILLO	TX	10,618.06	10,618.06
228	ALERT ALL CORP	NEW HOLLAND	PA	3,987.50	3,987.50
9833	ALEX LUNA	CARLSBAD	NM	1,088.84	1,088.84
437	ALEX RUIZ	CARLSBAD	NM	18.00	18.00
873	ALI M MORALES	ALBUQUERQUE	NM	15,950.58	15,950.58
806	ALK INC	ARTESIA	NM	4,067.26	4,067.26
10	ALL CITY MANAGEMENT SERVICES INC	LOS ANGELES	CA	99,242.97	99,242.97
13369	ALL OUT SERVICES LLC	CARLSBAD	NM	23,205.78	23,205.78
12604	ALLDATA LLC	ELK GROVE	CA	1,860.00	1,860.00
133	ALLIED 100 LLC	MILWAUKEE	WI	1,936.65	1,936.65

Vendor Number	Vendor Name	City	State	YTD Purchases	YTD Payments
99	ALTEC INDUSTRIES INC	BIRMINGHAM	AL	1,610.63	1,610.63
684	AMANDA LEE	LUBBOCK	TX	600.00	600.00
1289	AMBER MARIE LEYVA	CARLSBAD	NM	500.00	500.00
1442	AMELIA CATALDI	EL PASO	TX	2,970.00	2,970.00
1435	AMERICAN 3B SCIENTIFIC, LP	TUCKER	GA	17,885.00	17,885.00
1465	AMERICAN ASSOCIATION OF AIRPORT EXECUTIVES, INC	ALEXANDRIA		1,710.00	1,710.00
871	AMERICAN LIBRARY ASSOC	CHICAGO	IL	411.00	411.00
107	AMERICAN LIBRARY ASSOCIATION	CHICAGO	IL	751.03	751.03
10052	AMERICAN MEDICAL GROUP	HOBBS	NM	4,076.47	4,076.47
10987	AMERICAN SIGNAL CORP	MILWAUKEE	WI	6,829.88	6,829.88
10073	AMERICAN STEEL CARPORT INC	JOSHUA	TX	14,605.00	14,605.00
15789	AMPARO VASQUEZ	CARLSBAD	NM	18.00	18.00
751	ANALY SOSA	EL PASO	TX	-	12.00
12642	ANDREA R ORNELAS	CARLSBAD	NM	500.00	500.00
15744	ANDRES RUIZ	CARLSBAD	NM	642.00	642.00
15965	ANDREW MATTA	CARLABAD	NM	468.77	468.77
1417	ANDREW MUNOZ	EL PASO	ST	95.00	95.00
14886	ANDREW SWANSON	CARLSBAD	NM	214.48	214.48
901	ANDREWS BROADCASTING COMPANY INC.	ANDREWS	TX	1,581.50	1,581.50
1034	ANDY A VILLARREAL	SAN ANTONIO	TX	860.17	860.17
224	ANGEL ARMOR LLC	FORT COLLINS	CO	19,212.00	21,616.00
1257	ANGELA M LAMBERTH	CARLSBAD	NM	139.94	139.94
11863	ANGELICA BARRIOS-TESTA	CARLSBAD	NM	416.12	416.12
10802	ANGELO AMALLA	CARLSBAD	NM	162.23	162.23
195	ANIMAL CARE EQUIPMENT & SERVICES LLC	BROOMFIELD	CO	412.09	412.09
419	ANTHONY BRICENO	CARLSBAD	NM	378.00	378.00
1284	ANTHONY M GARCIA	CARLSBAD	NM	10,800.00	10,800.00
503	ANTHONY QUESADA	LOVING	NM	20.00	20.00
9692	ANTONIO BACA	CARLSBAD	NM	248.63	248.63
14	APCO, AFC INC.	DAYTONA BEACH	FL	8,054.34	8,054.34
1229	APRIL MARTINEZ	CARLSBAD	NM	1,309.04	1,309.04
303	AQUATIC CONSULTANTS, INC	ALBUQUERQUE	NM	9,777.82	9,777.82
544	ARAMARK UNIFORM & CAREER APPAREL GROUP	PASADENA	CA	8,189.91	7,607.19
322	ARCADIA PUBLISHING INC	MT PLEASANT	SC	364.31	364.31
1360	ARCAVATE CORPORATION	MONROE	NC	203.80	203.80
12927	ARCHIVESOCIAL INC	DURHAM	NC	4,788.00	4,788.00
1447	ARCONAS INC	HIGH POINT	NC	5,770.26	5,770.26
11924	ART OF THE WEST	MINNETONKA	MN	2,790.00	2,790.00
358	ARTESIA DAILY PRESS	ARTESIA	NM	75.00	75.00

Vendor Number	Vendor Name	City	State	YTD Purchases	YTD Payments
360	ARTESIA FIRE EQUIPMT, INC	ARTESIA	NM	39,980.76	39,980.76
1438	ARTESIA FORD SALES, INC	ARTESIA	NM	1,510.42	1,510.42
1221	ARTESIA METALS INC	ARTESIA	NM	1,547.02	1,547.02
12758	ARTURO MUNOZ	LOVING	NM	140.47	140.47
14604	ASHLEY CARNERO	CARLSBAD	NM	200.00	200.00
236	ASHLEY TAKAKO KAJIKI ROMERO	CARLSBAD	NM	2,500.00	2,500.00
693	ASKART INC.	TONGANOXIE	KS	234.00	234.00
391	AT&T CORPORATION	ATLANTA	GA	9,580.98	9,580.98
12271	AT&T TELECONFERENCE SVCS	CAROL STREAM	IL	5.93	5.93
1274	AUSTIN LINKER	CARLSBAD	NM	170.62	170.62
396	AUSTIN TURF & TRACTOR INC	MARBLE FALLS	TX	82,882.49	82,882.49
405	AUTOZONE	CARLSBAD	NM	228.16	228.16
311	AZ WASTEWATER IND. INC	PHOENIX	AZ	1,055.00	1,055.00
428	B & H PHOTO VIDEO	NEW YORK	NY	8,041.00	8,041.00
416	B & R TRUCKING, INC.	CARLSBAD	NM	212.89	212.89
231	BADGE FRAME INC	CAMDEN	TN	2,558.35	2,558.35
438	BAKER UTILITY SUPPLY CORP	ALBUQUERQUE	NM	115,285.60	115,285.60
440	BALLEAU GROUNDWATER INC.	ALBUQUERQUE	NM	5,689.21	5,689.21
10205	BDS ENTERPRISES LLC	CARLSBAD	NM	3,637.81	3,637.81
1412	BEAR PAW EMBROIDERY & SAFETY LLC	CARLSBAD	NM	8,169.40	8,169.40
736	BEAR PAW EMBROIDERY CORP.	CARLSBAD	NM	14,928.73	14,928.73
458	BENMARK SUPPLY CO., INC.	MIDLAND	TX	86,341.02	86,341.02
674	BIANCA ARANDA	CARLSBAD	NM	500.00	500.00
1723	BIBLIONIX, LLC	AUSTIN	TX	2,954.00	2,954.00
10229	BIBLIOTHECA, LLC	ATLANTA	GA	2,951.60	2,951.60
910	BIG 5 SPORTING GOODS	EL SEGUNDO	CA	5,005.68	5,005.68
462	BIG STATE INDUSTRIAL SUPPLY INC	RIVERSIDE	CA	9,801.64	9,801.64
701	BIO AQUATIC TESTING INC	CARROLLTON	TX	3,180.00	3,180.00
1456	BLACKBIRD PURCHASER INC	COLUMBUS	OH	3,155.00	3,155.00
531	BLACKSTONE AUDIO	PHILADELPHIA	PA	1,500.00	1,500.00
510	BLAINE INDUSTRIAL SUPPLY	LUBBOCK	TX	12,054.06	12,054.06
1509	BLICK ART MATERIALS LLC	GALESBURG	IL	441.44	441.44
12719	BLUE 360 MEDIA LLC	PARK CITY	UT	1,447.55	1,447.55
367	BLUE PEAK LOGIC INC	MISSION VIEJO	CA	3,527.00	3,527.00
1385	BLUE TEES ENTERPRISES LLC	WALNUT CREEK	CA	8,887.83	8,887.83
661	BNSF RAILWAY COMPANY CORP	FT WORTH	TX	3,116.32	3,116.32
1028	BOARD OF VETERINARY MEDICINE	ALBUQUERQUE	NM	200.00	200.00
545	BOB TURNER'S FORD COUNTRY	ALBUQUERQUE	NM	44,983.00	44,983.00
404	BOBBY G NESBIT	CARLSBAD	NM	500.00	500.00

Vendor Number	Vendor Name	City	State	YTD Purchases	YTD Payments
10074	BOBCAT AUTO AND DETAIL	CARLSBAD	NM	9,705.48	9,705.48
638	BOHANNAN HUSTON INC.	ALBUQUERQUE	NM	7,913.91	7,913.91
1263	BORDADO LLC	CARLSBAD	NM	128.00	128.00
559	BOYS & GIRLS CLUB OF CARLSBAD INC	CARLSBAD	NM	18,934.67	18,934.67
1511	BP SOLUTIONS	ASHEVILLE	NC	405.00	405.00
1358	BPOE LODGE #1558	CARLSBAD	NM	2,205.00	2,205.00
6919	BRADY INDUSTRIES OF NM	LAS VEGAS	NV	3,211.24	3,211.24
580	BRANDON INDUSTRIES, INC.	MCKINNEY	TX	6,431.00	6,431.00
11263	BRANDON LEE	CARLSBAD	NM	224.99	224.99
610	BREWER OIL CO.	ARTESIA	NM	1,550.70	1,550.70
13382	BRIAN MCCARTY	BLOOMFIELD	NM	964.00	964.00
742	BRIDGEPAY NETWORK SOLUTIONS	MAITLAND	FL	2,418.50	2,418.50
616	BRININSTOOL EQUIPMENT SALES INC	CARLSBAD	NM	28,579.40	28,579.40
635	BRODART CO.	COLUMBUS	OH	7,068.60	7,068.60
652	BROWNING GARAGE DOORS LLC	CARLSBAD	NM	6,092.59	6,092.59
10865	BRUCKNER TRUCK SALES INC	BIRMINGHAM	AL	1,762,938.76	1,762,938.76
11562	BRYAN CABRIALES	CARLSBAD	NM	118.00	118.00
1311	BRYANNA FLOREZ	CARLSBAD	NM	500.00	500.00
662	BSN SPORTS LLC	DALLAS	TX	6,470.67	6,470.67
1508	BSTK LLC	CARLSBAD	NM	1,505.29	1,505.29
13343	BTE BODY COMPANY	IRVING	TX	52,358.40	52,358.40
12868	BURLAP & LIGHT	CARLSBAD	NM	1,500.00	1,500.00
294	BURNISHINE GRAPHIC PRODUCTS LLC	LAKE VILLA	IL	828.00	828.00
12895	BUSINESS NOTIONS INC	ROSWELL	NM	342.80	342.80
11251	C & R DISTRIBUTING, LLC	EL PASO	TX	2,063.00	2,063.00
787	CAIN ELECTRIC SUPPLY CORP	DALLAS	TX	1,709.20	1,709.20
1307	CALEB KINNIKIN	CARLSBAD	NM	189.00	189.00
10535	CALEB SHELL	ARTESIA	NM	177.71	177.71
1003	CALLAWAY GOLF SALES CO.	CARLSBAD	CA	20,618.06	20,865.74
507	CANDOR TIRES LLC	CARLSBAD	NM	17,487.08	17,487.08
11294	CANNON COCHRAN MANAGEMENT	INDIANAPOLIS	IN	11,907.13	11,907.13
881	CAPROCK WATER COMPANY INC	ARTESIA	NM	231.51	231.51
936	CARASOFT TECHNOLOGY CORP	RESTON	VA	314.50	314.50
890	CARC FARM, INC.	CARLSBAD	NM	4,212.60	4,212.60
1434	CAREY A BOX	CARLSBAD	NM	400.00	400.00
1348	CARI PICKENS	CARLSBAD	NM	478.00	478.00
10517	CARLSBAD AREA ART ASSOC.	CARLSBAD	NM	18,320.64	18,320.64
915	CARLSBAD AUTO SUPPLY	CARLSBAD	NM	17,404.94	17,404.94
11181	CARLSBAD AUTOMOTIVE	CARLSBAD	NM	5,450.62	5,450.62

Vendor Number	Vendor Name	City	State	YTD Purchases	YTD Payments
12203	CARLSBAD COMMUNITY	CARLSBAD	NM	43,719.79	43,719.79
944	CARLSBAD COMMUNITY ANTI-DRUG/GANG COALITION	CARLSBAD	NM	12,000.00	12,000.00
12859	CARLSBAD COMMUNITY THEATRE	CARLSBAD	NM	18,496.27	18,496.27
930	CARLSBAD CURRENT ARGUS	MCLEAN	VA	85.00	85.00
1922	CARLSBAD CURRENT-ARGUS	LOS ANGELES	CA	350.34	350.34
933	CARLSBAD DEPT OF DEVELOPMENT CORP	CARLSBAD	NM	232,941.61	232,941.61
934	CARLSBAD DOWNTOWN LIONS	CARLSBAD	NM	50.00	50.00
285	CARLSBAD GEM & MINERAL SOCIETY INC	CARLSBAD	NM	4,056.80	4,056.80
950	CARLSBAD IRRIGATION DIST.	CARLSBAD	NM	3,825.60	3,825.60
741	CARLSBAD LIFEHOUSE INC	CARLSBAD	NM	5,873.97	5,873.97
941	CARLSBAD MAINSTREET CORP	CARLSBAD	NM	171,438.30	171,438.30
12835	CARLSBAD MEDICAL CENTER	COLUMBIA	MO	8,898.93	8,898.93
1006	CARLSBAD MEDICAL CNTR LLC	DALLAS	TX	969.99	969.99
983	CARLSBAD MUNICIPAL SCHOOL	CARLSBAD	NM	122,375.00	122,375.00
5206	CARLSBAD NATIONAL LITTLE LEAGUE	CARLSBAD	NM	19,000.00	19,000.00
12061	CARLSBAD PRINTING/DESIGN	CARLSBAD	NM	3,131.33	3,131.33
1388	CARLSBAD QUALITY JANITORIAL	HAGERMAN	NM	39,305.17	39,305.17
902	CARLSBAD RADIO INC.	CARLSBAD	NM	6,415.13	6,415.13
1040	CARLSBAD SHEET METAL, LLC	CARLSBAD	NM	32,896.15	32,896.15
12923	CARLSBAD SMALL ENGINE LLC	CARLSBAD	NM	250.27	250.27
11662	CARLSBAD TRANSITIONAL	CARLSBAD	NM	36,000.00	36,000.00
1085	CARROT TOP INDUSTRIES	HILLSBOROUGH	NC	14,301.35	14,301.35
11144	CAVERN CITY CHILD	CARLSBAD	NM	5,000.00	5,000.00
13208	CAVERN CITY MEDIA	CARLSBAD	NM	2,171.91	2,171.91
12988	CECIL M DANIELL	CARLSBAD	NM	500.00	500.00
992	CED	DALLAS	TX	83,646.74	83,646.74
1120	CENTRAL VALLEY ELECTRIC COOP	ARTESIA	NM	1,144.40	1,144.40
1206	CHAMBER OF COMMERCE CORP.	CARLSBAD	NM	493,322.53	493,322.53
13360	CHAMPION MOTORSPORTS	ROSWELL	NM	2,692.20	2,692.20
1213	CHAPARRAL SAND & GRAVEL	CHAPARRAL	NM	7,104.72	7,104.72
7539	CHARLES G TRACY	HOUSTON	TX	2,460.73	2,460.73
9382	CHARLES H. JURVA	CARLSBAD	NM	14,543.28	14,543.28
9505	CHARLES JURVA-INS REBATE	CARLSBAD	NM	4,618.79	4,618.79
12383	CHRIS CARON	CARLSBAD	NM	71.08	83.08
14037	CHRISTOPHER AUSTIN	CARLSBAD	NM	180.00	180.00
276	CHRISTOPHER MORALES	ARTESIA	NM	2,560.00	2,560.00
659	CI TECHNOLOGIES INC	ST AUGUSTINE	FL	1,212.02	1,212.02
12871	CIELO VISTA MALL	EL PASO	TX	5,200.00	5,200.00
13445	CIERRA SAMANIEGO	CARLSBAD	NM	55.00	55.00

Vendor Number	Vendor Name	City	State	YTD Purchases	YTD Payments
1941	CISCO EQUIPMENT	DALLAS	TX	3,175.16	3,175.16
1462	CITY OF FORT WORTH, TEXAS	FORT WORTH	TX	15.00	15.00
363	CITY OF LUBBOCK TX	LUBBOCK	TX	1,848.95	1,848.95
1342	CIVICPLUS, LLC	MANHATTAN	KS	1,400.00	1,400.00
1237	CLARK EQUIPMENT CO INC.	ALBUQUERQUE	NM	121.42	121.42
906	CLARK TRUCK EQUIP CO INC	ALBUQUERQUE	NM	13,476.19	13,476.19
1491	CLARK TRUCK EQUIPMENT COMPANY INC	ALBUQUERQUE	NM	2,642.00	2,642.00
12653	CLUB PROPHET SYSTEMS	CHESWICK	PA	5,247.03	5,247.03
1711	CMI,INC	CHARLOTE	NC	144.64	144.64
10728	CNA SURETY	ST LOUIS	MO	200.00	200.00
8911	CNB BANK	CARLSBAD	NM	5,858,760.11	5,858,760.11
1202	COATS PUMP & SUPPLY INC	DEXTER	NM	218,813.69	218,813.69
13302	CODE 3 SERVICE LLC	ALBUQUERQUE	NM	16,860.80	16,860.80
453	COLLABORATIVE SUMMER LIBRARY PROGRAM	MASON CITY	IA	868.02	868.02
10104	COLLINS TREE SERVICE LLC	ARTESIA	NM	2,419.22	2,419.22
9287	COLLIS JOHNSON	CARLSBAD	NM	2,647.67	2,647.67
8918	COLONIAL LIFE & ACCIDENT	COLUMBIA	SC	335,642.65	335,642.65
1523	COMPUTER AVENUE LLC	CARLSBAD	NM	69.90	69.90
1270	CONNELLS OFFICE SUPPLY	CARLSBAD	NM	49,452.72	49,452.72
3344	CONSOLIDATED FLEET SERV	SEARCY	AR	1,785.60	1,785.60
1290	CONSTRUCTOR'S INC.	CARLSBAD	NM	2,057,482.57	2,057,482.57
743	CONSULTRX LLC	CARLSBAD	NM	1,200.00	1,200.00
1448	CONTI ENERGY CONTROL LLC	RIO RANCHO	NM	2,648.28	2,648.28
1293	CONVERUS, INC	LEHI	UT	8,050.00	8,050.00
5857	CONWAY SHIELD INC	NEW BERLIN	WI	1,245.02	1,245.02
1317	COOPER ENTERPRISES LLC	CARLSBAD	NM	1,102.58	1,102.58
5775	COOPERATIVE EDUCATIONAL SERVICES	ALBUQUERQUE	NM	3,384,423.49	3,017,238.49
12318	CORE & MAIN LP	ST LOUIS	MO	520,081.60	520,081.60
192	CORINA YRIGOLLEN	CARLSBAD	NM	157.37	157.37
1377	COUFAL- PRATER EQUIPMENT LLC	WACO	TX	19,960.60	19,960.60
1356	COURTESY PAWN	CARLSBAD	NM	8,424.95	8,424.95
3946	CREATIVE BUS SALES INC.	CHINO	CA	1,816.39	1,816.39
12691	CREATIVE CARLSBAD	CARLSBAD	NM	15,152.00	15,152.00
829	CREATIVE RECREATIONAL DESIGNS INC	RIO RANCHO	NM	52,283.28	52,283.28
10204	CREED INC	LOVING	NM	1,162.57	1,162.57
1367	CREWS GLASS & MIRROR INC.	CARLSBAD	NM	5,739.28	5,739.28
1266	CRISTIAN RODRIGUEZ	LAS CRUCES	NM	134.16	134.16
845	CRISTIN Y ARANDA	CARLSBAD	NM	500.00	500.00
1441	CRUSADER PROTECTIVE SERVICES LLC	ROSWELL	NM	1,357.12	1,357.12

Vendor Number	Vendor Name	City	State	YTD Purchases	YTD Payments
12199	CULLIGAN	ROSWELL	NM	747.00	747.00
12240	CUMMINS SALES & SERVICE	DENVER	CO	23,132.31	23,132.31
10066	CXT INCORPORATED	PITTSBURGH	PA	71,853.62	71,853.62
878	CYNTHIA ARMIJO	CARLISLE	PA	4,000.00	4,000.00
219	D & D AUTOMATION & ELECTRIC LLC	HOBBS	NM	3,436.09	3,436.09
520	D DEAN HINSON	ALBUQUERQUE	NM	54.00	54.00
1190	D2G GROUP LLC	FALL RIVER	MA	1,229.14	1,229.14
9379	DALE JANWAY	CARLSBAD	NM	173.40	173.40
12262	DAMETRA KARTCHNER	CARLSBAD	NM	500.00	500.00
1408	DANA KEPNER CO.	DENVER	CO	48,722.00	48,722.00
1389	DANELLE MORRILL	CARLSBAD	NM	500.00	500.00
1268	DANIEL AGUILAR	LAS CRUCES	NM	40.00	40.00
1402	DARDANELLE TIMBER CO INC	CARLSBAD	NM	7,167.20	7,167.20
1373	DARREN MCPHERSON	CARLSBAD	NM	168.48	168.48
1308	DATA BUSINESS EQUIPMENT	DES MOINES	IA	438.00	438.00
1249	DATAPILOT INC	IRVINE	CA	1,995.00	1,995.00
6947	DAVE MORGAN	CARLSBAD	NM	314.20	314.20
1169	DAVED THOMAS	CARLSBAD	NM	500.00	500.00
1631	DAVID K WEYAND	ROCKWOOD	PA	1,490.00	1,490.00
594	DEANNA WESTON-HELMER	CARLSBAD	NM	1,777.00	1,777.00
1461	DECOR OF CARLSBAD, INC.	CARLSBAD	NM	4,540.89	4,540.89
3622	DEERE CREDIT INC.	JOHNSTON	IA	209,774.40	209,774.40
1463	DEMCO, INC.	MILWAUKEE	WI	1,645.84	1,645.84
1227	DEMITRI AMBROSE	CARLSBAD	NM	1,219.16	1,219.16
463	DENISE MADRID-BOYEA	CARLSBAD	NM	1,029.14	1,029.14
12956	DESERT FOX SOLUTIONS	CARLSBAD	NM	27,279.47	27,279.47
11471	DEVON STINSON	CARLSBAD	NM	320.00	320.00
648	DISH DBS CORP	ENGLEWOOD	CO	810.94	810.94
1041	DIVOTS SPORTSWEAR COMPANY INC	PEACHTREE CORNERS	GA	4,264.14	4,264.14
11709	DOG WASTE DEPOT	SAN DIEGO	CA	1,041.91	1,041.91
1378	DOMONIC ORNELAS	CARLSBAD	NM	1,642.77	1,642.77
1605	DON CHALMERS FORD	RIO RANCHO	NM	99,390.55	99,390.55
1226	DONA CASSINGHAM	CARLSBAD	NM	2,062.17	2,062.17
1514	DORA VILLA	CARLSBAD	NM	400.00	400.00
1530	DPC INDUSTRIES, INC.	DALLAS	TX	16,686.14	16,686.14
298	DUNGAREES LLC	COLUMBIA	MO	6,712.84	6,712.84
269	EAGLE ENGRAVING INC	SAINT CHARLES	IL	2,238.90	2,238.90
538	EASTERN NM UNIVERSITY	PORTALES	NM	583.32	583.32
1786	EASTERN NM UNIVERSITY - ROSWELL	ROSWELL	NM	3,022.20	3,022.20

Vendor Number	Vendor Name	City	State	YTD Purchases	YTD Payments
1795	EBSCO SUBSCRIPTION SERV	DALLAS	TX	18,575.00	18,575.00
1878	ECONOLITE CONTROL PRODUCTS INC	PASADENA	CA	4,926.00	4,926.00
1837	EDDY COUNTY	CARLSBAD	NM	1,461,128.14	1,461,128.14
1809	EDDY COUNTY DETENTION CENTER	CARLSBAD	NM	261,630.00	261,630.00
1810	EDDY COUNTY EXTENSION SERVICE	CARLSBAD	NM	120.00	120.00
1793	EDDY COUNTY TREASURER	CARLSBAD	NM	13,544.27	13,544.27
1831	EDDY LEA ENERGY ALLIANCE	CARLSBAD	NM	25,000.00	25,000.00
189	EDEN K9 CONSULTING & TRAINING CORP	CHESTEMERE, ALBERTA		696.00	696.00
8950	EDILBERTO MORENO	CARLSBAD	NM	773.00	773.00
12882	EDISPATCHES	KINNELON	NJ	2,325.15	2,325.15
938	EDUARDO BUSTAMANTE	CARLSBAD	NM	500.00	500.00
11112	EDWARD RODRIGUEZ	CARLSBAD	NM	283.20	283.20
13162	EH WACHS	LINCOLNSHIRE	IL	644.89	644.89
1704	EL PASO TIMES	MCLEAN	VA	16,726.18	16,726.18
12632	ELDON W. ATCHLEY	CARLSBAD	NM	148.82	148.82
1283	ELECTRO-MATIC PRODUCTS, INC	FARMINGTON HILLS	MI	371,126.01	371,126.01
10829	ELITE WRECKER SERVICE LLC	CARLSBAD	NM	1,775.47	1,775.47
10587	ELLEN BONNEY	CARLSBAD	NM	2,016.02	2,016.02
730	ELM USA INC	BUFFALO GROVE	IL	352.49	352.49
1424	ELYHANNA MONTES	CARLSBAD	NM	599.99	599.99
1931	EMS REGION III CORP	CLOVIS	NM	560.00	560.00
11475	EMSRX	WAXAHACHIE	TX	14,000.00	14,000.00
12816	ENCHANTED TECHNOLOGY SOLUTIONS	ALBUQUERQUE	NM	192,832.93	192,832.93
1933	ENCYCLOPAEDIA BRITANNICA	CHICAGO	IL	1,300.00	1,300.00
6321	ENMU-ROSWELL	ROSWELL	NM	12,612.61	12,612.61
13161	ENNIS-FLINT INC	GREENSBORO	NC	6,840.42	6,840.42
776	ENRIQUETA DOPORTO	CARLSBAD	NM	500.00	500.00
1963	ENVIRONMENTAL RESOURCE ASSOCIATION	GOLDEN	CO	1,800.24	1,800.24
13358	EQUIPMENTSHARE.COM INC	FULTON	MO	2,798.56	2,798.56
1464	ERGO DESKTOP LLC	CELINA	OH	1,017.98	1,017.98
422	ERIC A ESTRADA	CARLSBAD	NM	6,500.00	6,500.00
1318	ERIC FLORES	CARLSBAD	NM	212.60	212.60
876	ERNESTO B MARTINEZ	ROSWELL	NM	7,548.31	7,548.31
1978	ESRI, INC.	REDLANDS	CA	7,537.60	7,537.60
6538	EUGENE WELDERS SUPPLY CO	EUGENE	OR	2,100.75	2,100.75
1306	EVAN LARA	CARLSBAD	NM	169.00	169.00
2019	EXERPLAY, INC.	CEDAR CREST	NM	7,200.07	7,200.07
1801	E-Z RENTALS & SALES, INC.	CARLSBAD	NM	16,444.05	16,444.05
12095	FARO TECHNOLOGIES, INC	LAKE MARY	FL	77.00	77.00

Vendor Number	Vendor Name	City	State	YTD Purchases	YTD Payments
2255	FASTENAL COMPANY	WINONA	MN	868.48	868.48
2284	FEDERAL EXPRESS CORP.	PITTSBURGH	PA	507.52	507.52
2289	FEDERAL SIGNAL CORP	DALLAS	TX	270.00	270.00
2359	FERGUSON WATERWORKS #3083	LOS ANGELES	CA	86,193.41	86,193.41
3422	FIRE PROTECTION PUBLICATIONS	STILLWATER	OK	1,062.50	1,062.50
13110	FIREHOSEDIRECT	MOORESVILLE	NC	212.97	212.97
12591	FIREQUICK PRODUCTS INC	INYOKERN	CA	1,437.72	1,437.72
1321	FIRST RESPONDER INSTITUTE, INC	ORO VALLEY	AZ	26,000.00	26,000.00
2384	FLEETPRIDE	DALLAS	TX	9,456.88	9,456.88
229	FLYHIGHUSA, LLC	MUNFORDVILLE	KY	1,098.00	1,098.00
2596	FOLLETT CORPORATION	WESTCHESTER	IL	4,292.50	4,292.50
2467	FORESTRY SUPPLIERS INC	JACKSON	MS	3,091.40	3,091.40
2480	FORREST TIRE CO., INC.	CARLSBAD	NM	46,438.20	46,438.20
2502	FOX SCIENTIFIC, INC.	ALVARADO	TX	654.86	654.86
12896	FRIENDS OF THE LIVING DESERT	CARLSBAD	NM	19,887.28	19,887.28
2639	GALE CENGAGE LEARNING	ATLANTA	GA	5,895.01	5,895.01
12960	GALLS LLC	CHICAGO	IL	29,009.06	29,009.06
10862	GAMETIME INC	FT PAYNE	AL	16,035.00	16,035.00
1380	GANIBI HOLDINGS LLC	SANTA YNEZ	CA	4,744.70	4,744.70
202	GARMIN SERVICES INC	YARMOUTH	ME	779.40	779.40
13355	GARRETT HENDREN	LAS CRUCES	NM	2,560.00	2,560.00
1410	GARY NIBLETT INC	SANTA FE	NM	16,800.00	16,800.00
2830	GAYLORD BROS.	SYRACUSE	NY	1,934.41	1,934.41
870	GCC SUN CITY MATERIALS LLC	EL PASO	TX	33,051.81	33,051.81
759	GEMPLER'S INC	JANESVILLE	WI	205.05	205.05
8928	GENERAL OPERATING FUND			814,962.63	814,962.63
14298	GEORGE PETERSON	ROSWELL	NM	644.00	644.00
1455	GEORGE U CASTRO	CARLSBAD	NM	2,128.91	2,128.91
12451	GERALD ANAYA	CARLSBAD	NM	520.00	520.00
14690	GERARD JAQUEZ	CARLSBAD	NM	982.35	982.35
11350	GLOBAL EQUIPMENT CO.,INC.	CHICAGO	IL	1,362.90	1,362.90
1248	GLOBAL TRADING, INC	MIAMI	FL	31,372.40	31,372.40
11242	GOLDEN WEST INDUSTRIAL	SIMI VALLEY	CA	588.20	588.20
343	GOOD TIMES TSHIRT ORGANIZATION LLC	ALBUQUERQUE	NM	426.20	426.20
2932	GOPHER SPORT	OWATONNA	MN	570.86	570.86
2925	GOSERCO, INC.	MESA	AZ	7,226.44	7,226.44
2933	GRAINGER	KANSAS CITY	MO	83,447.64	83,447.64
331	GRAY MEDIA GROUP INC	ATLANTA	GA	2,440.00	2,440.00
2546	GREEN CLEAN WINDOW CLEANING	CARLSBAD	NM	807.02	807.02

Vendor Number	Vendor Name	City	State	YTD Purchases	YTD Payments
2947	GREER CONSTRUCTION, INC.	CARLSBAD	NM	1,223,853.36	1,223,853.36
1324	GRIFFIN'S ELECTRIC, INC	CARLSBAD	NM	18,240.37	18,240.37
3021	GUY LUTMAN ENTERPRISES LLC	CARLSBAD	NM	4,457.73	4,457.73
3030	HACH COMPANY	CHICAGO	IL	4,426.86	4,426.86
723	HADRONEX INC.	ESCONDIDO	CA	919.00	919.00
10957	HALL ENVIRONMENTAL	ALBUQUERQUE	NM	3,722.72	3,722.72
3050	HALL MACHINE	CARLSBAD	NM	11,406.54	11,406.54
3060	HAMILTON ROOFING CO. INC.	CARLSBAD	NM	1,044.16	1,044.16
1310	HANNAH ORNELAS	CARLSBAD	NM	500.00	500.00
567	HARRELL'S LLC	LAKELAND	FL	22,335.50	22,335.50
548	HBSS CONNECT CORP	LOWELL	MA	20,884.21	20,884.21
4806	HEARST NEWSPAPER II, LLC	PRESCOTT	AZ	1,350.00	1,350.00
11080	HEARST PROPERTIES	ALBUQUERQUE	NM	3,542.67	3,542.67
11079	HEIL OF TEXAS	IRVING	TX	7,329.22	7,329.22
1366	HEIMAN, INC	SIOUX FALLS	SD	2,229.75	2,229.75
3140	HELENA AGRI-ENTERPRISES	DALLAS	TX	19,216.00	19,216.00
15753	HENRY J CASTANEDA	CARLSBAD	NM	946.00	946.00
10412	HENRY MORGAN	CARLSBAD	NM	53.53	53.53
3159	HI LINE CO	DALLAS	TX	15,702.35	15,702.35
11680	HINKLE + LANDERS, PC	ALBUQUERQUE	NM	83,564.75	83,564.75
3174	HINKLE SHANOR LLP	ROSWELL	NM	6,295.49	6,295.49
3198	HOBBS NEWS-SUN INC	HOBBS	NM	2,799.99	2,799.99
1354	HOLLINGER METAL EDGE, INC	FREDERICKSBURG	VA	1,577.31	1,577.31
491	HOLTZ INDUSTRIES INC	NEWARK	OH	2,178.83	2,178.83
258	HORTON LAW FIRM LLC	CARLSBAD	NM	2,150.40	2,150.40
10726	HUB INTL INS SVCS INC	DALLAS	TX	206,741.00	206,741.00
799	HUTTON BROADCASTING LLC	SANTA FE	NM	5,430.79	5,430.79
8937	IBEW, LOCAL UNION #611	ALBUQUERQUE	NM	11,815.56	11,815.56
810	ICA RADIO LTD	DALLAS	TX	850.00	850.00
3408	IDEXX DISTRIBUTION INC.	ATLANTA	GA	7,605.09	7,605.09
3509	IMSA	ROCKLEDGE	FL	425.00	425.00
3451	INDUSTRIAL ELECTRIC MOTORS INC	CARLSBAD	NM	275.00	275.00
928	INDUSTRIAL PRODUCTS MFG INC	SALT LAKE CITY	UT	5,512.50	5,512.50
351	INFORMATION PROTECTION SERVICES INC	ROSWELL	NM	2,468.67	2,468.67
3465	INGRAM LIBRARY SERVICES	ATLANTA	GA	12,469.31	12,469.31
1253	INGRAM PROFESSIONAL SERVICES, INC	HOBBS	NM	12,433.49	12,433.49
10158	INOUTBOARD.COM LLC	CHULA VISTA	CA	336.00	336.00
532	INSIGHT DIRECT USA INC	TEMPE	AZ	123.81	123.81
735	INSIGHT PUBLIC SECTOR	TEMPE	AZ	214,583.34	214,583.34

Vendor Number	Vendor Name	City	State	YTD Purchases	YTD Payments
3486	IN-SITU, INC.	FORT COLLINS	CO	2,177.88	2,177.88
12685	INTAPOL INDUSTRIES INC	NEW YORK	NY	743.93	743.93
93	INTEGRATION & CONTROL SOLUTIONS LLC	ALBUQUERQUE	NM	931.02	931.02
10145	INTERNATIONAL BRONZE	FT MYERS	FL	3,998.00	3,998.00
3508	INTERNATIONAL INSTITUTE OF	RANCHO CUCAMONGA	CA	250.00	250.00
1489	INTERVIEW NOW, INC	ALAMEDA	CA	2,499.00	2,499.00
3500	IPR, LTD INC.	ALBUQUERQUE	NM	1,315,161.36	1,315,161.36
1323	IR PROMOS LLC	BARTLETT	TN	1,200.66	1,200.66
15634	ISAAC FLOREZ	CARLSBAD	NM	284.89	284.89
10947	ISAIAH HINOJOS	CARLSBAD	NM	20.00	20.00
1371	J & G ELECTRIC COMPANY, INC	ROSWELL	NM	6,113.88	6,113.88
3601	J & J PIPE & SUPPLY	CARLSBAD	NM	13,856.50	13,856.50
781	J J KELLER & ASSOCIATES INC	NEENAH	WI	143.68	143.68
541	J WAYNE BEVERS	ROSWELL	NM	16,593.63	16,593.63
10027	J&H SERVICES INC	ALBUQUERQUE	NM	168,866.79	168,866.79
3605	J.P. COOKE COMPANY	OMAHA	NE	178.30	178.30
1327	JACKSON SUPPLY LLC	DENTON	TX	2,255.90	2,255.90
10533	JACOB DORADO	CARLSBAD	NM	286.18	286.18
5770	JAIME'S WELDING LLC	CARLSBAD	NM	30,012.21	30,012.21
12449	JALYNN DOMINGUEZ	CARLSBAD	NM	500.00	500.00
266	JAMES C SAUNDERS	CARLSBAD	NM	5,973.91	5,973.91
3665	JAMES COOKE & HOBSON INC	ALBUQUERQUE	NM	32,429.90	32,429.90
1892	JAMES DEREK NEED	CARLSBAD	NM	4,836.00	4,836.00
557	JAMES G EAGER	CARLSBAD	NM	80.50	80.50
3058	JAMES HAMILTON CONST. CO	SILVER CITY	NM	11,818.00	11,818.00
1126	JAMES HAMILTON CONSTR	SILVER CITY	NM	1,876.57	1,876.57
10361	JAMES LOGSDON	ARTESIA	NM	1,063.00	1,063.00
1359	JAMES R BRENNER	CROCKETT	TX	203.75	203.75
12861	JAMESON LUCAS	CARLSBAD	NM	18.00	18.00
13014	JANET S. DRAKE	CARLSBAD	NM	10,000.00	10,000.00
3626	JD CREATIONS	CARLSBAD	NM	395.00	395.00
12445	JEFF PATTERSON	CARLSBAD	NM	922.96	922.96
839	JEFFERSON REITER	CARLSBAD	NM	430.58	430.58
1161	JEFFERY C ESTRADA	CARLSBAD	NM	3,193.36	3,193.36
3675	JENKINS FURNITURE	CARLSBAD	NM	11,096.96	11,096.96
1036	JENKINS MARKETING CO LLC	ENGLEWOOD	CO	12,612.52	12,612.52
3729	JESSE PERRY	CARLSBAD	NM	906.35	906.35
1487	JESSIE MORENO	CARLSBAD	NM	1,700.00	1,700.00
14024	JESSIE RODRIGUEZ	CARLSBAD	NM	342.02	342.02

Vendor Number	Vendor Name	City	State	YTD Purchases	YTD Payments
482	JESSIE WILLIAMS	ERA	TX	60,000.00	60,000.00
1047	JESUS MIGUEL URTEAGA	EL PASO	TX	1,028.36	1,028.36
1035	JESUS TORO MARTINEZ	SAN ANTONIO	TX	3,089.00	3,089.00
11439	JIM DEVLIN	CARLSBAD	NM	508.00	508.00
8218	JIM WITT & ASSOCIATES	LOVING	NM	600.00	600.00
1119	JIMMY FUSON	CARLSBAD	NM	250.00	250.00
10498	JK AUTO & DIESEL LLC	CARLSBAD	NM	2,243.75	2,243.75
13449	JOANNE JAURE	CARLSBAD	NM	960.13	960.13
12884	JOEY LANDGRAF	CARLSBAD	NM	40.00	40.00
12028	JOHN BONNELL	CARLSBAD	NM	60.00	60.00
846	JOHN J PENNELL	ROSWELL	NM	37,184.47	37,184.47
14230	JOHN LOWE	CARLSBAD	NM	1,131.62	1,131.62
12942	JOHN M CARAWAY	CARLSBAD	NM	107.52	107.52
15966	JOHN SNEATHEN	CARLSBAD	NM	342.00	342.00
3767	JOHNSTONE SUPPLY	ALBUQUERQUE	NM	3,744.13	3,744.13
8338	JONATHAN ALEXANDER MEZA	LOVINGTON	NM	1,258.49	1,258.49
828	JONATHAN CHANDLER	CARLSBAD	NM	8,443.95	8,443.95
12824	JONES & BARTLETT LEARNING	BOSTON	MA	2,671.11	2,671.11
1362	JORDEN THOMPSON	CARLSBAD	NM	172.03	172.03
655	JORY DOMINGUEZ	CARLSBAD	NM	1,000.00	1,000.00
566	JOSE E BENAVIDEZ	LOVING	NM	18,278.84	18,278.84
15653	JOSE M ORNELAS	CARLSBAD	NM	350.00	350.00
11788	JOSEPH FLOREZ	CARLSBAD	NM	18.00	18.00
329	JOSEPH HOUSER	CARLSBAD	NM	1,056.00	1,056.00
1021	JOSEPH ORTIZ	CARLSBAD	NM	2,446.08	2,446.08
1374	JOSEPH SIEBRASSE SR	AMARILLO	TX	3,400.00	3,400.00
11909	JOSH MOORE	CARLSBAD	NM	891.00	891.00
13251	JOSHUA CALDER	CARLSBAD	NM	2,139.91	2,139.91
1515	JOSHUA CAMPBELL	CARLSBAD	NM	80.00	80.00
746	JOSHUA HOLUB	CARLSBAD	NM	400.00	400.00
1440	JUAN R. MONTOYA	ROSWELL	NM	2,692.71	2,692.71
12710	JUDY BRAKEMAN	CARLSBAD	NM	60.00	60.00
569	JULIE CHESTER	LITHIA	FL	53,267.55	53,267.55
1413	JULIE FUENTES	CARLSBAD	NM	500.00	500.00
3800	JUSTICE SYSTEMS, INC.	ALBUQUERQUE	NM	6,830.31	6,830.31
11349	JUSTIN NORTHCUTT	CARLSBAD	NM	25,114.37	25,114.37
10764	JWC ENVIRONMENTAL LLC	LOS ANGELES	CA	498.20	498.20
3736	K & K ELECTRIC	CARLSBAD	NM	2,300.00	2,300.00
3869	K LOG	ZION	IL	1,300.05	1,300.05

Vendor Number	Vendor Name	City	State	YTD Purchases	YTD Payments
3813	K W FUELS, INC.	HOBBS	NM	12,496.87	12,496.87
3818	KAM SECURITY & SOUND, INC	CARLSBAD	NM	2,449.01	2,449.01
3541	KARS LLC	ROSWELL	NM	14,107.65	14,107.65
1468	KATHERINE A BARCO	ABUQUERQUE	NM	1,712.26	1,712.26
435	KATHLEEN DAVIS	CARLSBAD	NM	500.00	500.00
14153	KATHRYN PRELL	CARLSBAD	NM	122.25	122.25
13	KC SALES LLC	ARTESIA	NM	2,430.00	2,430.00
12615	KELLY SMYER	CARLSBAD	NM	622.00	622.00
14257	KENNETH AHRENS	CARLSBAD	NM	88.98	88.98
9139	KENNETH C. CASS	CARLSBAD	NM	101.28	101.28
1320	KEO FISH FARMS INC.	KEO	AR	15,750.00	15,750.00
572	KEVIN C GARNER	CARLSBAD	NM	4,623.40	4,623.40
304	KEYMAKE SOLUTIONS LLC	CARLSBAD	NM	1,640.99	1,640.99
849	KIRBY WHEELER	CARLSBAD	NM	507.00	579.00
1295	KNIGHTEN MACHINE & SERVICE, INC	ODESSA	TX	5,535.00	5,535.00
315	KNOX ASSOCIATES INC	PHOENIX	AZ	576.00	576.00
11081	KOB-TV,LLC; KOBR-TV;	DALLAS	TX	3,702.00	3,702.00
811	KOOL SNACKS LLC	NEWARK	NJ	4,465.80	4,465.80
3945	KRISTINA B HILLMER	CARLSBAD	NM	1,652.36	1,652.36
11075	KRQE TV, KASA TV, KBIM TV	DALLAS	TX	5,258.56	5,258.56
1398	KRYSTAL ROCHA	CARLSBAD	NM	500.00	500.00
348	KUULA LLC	BEVERLY HILLS	CA	230.40	230.40
13387	KWES TELEVISION LLC	ODESSA	TX	3,000.00	3,000.00
1027	L & F DISTRIBUTORS LLC	CORPUS CHRISTI	TX	15,924.05	15,924.05
11867	LA CUEVA PET CARE CENTER	CARLSBAD	NM	388.99	388.99
4011	LA TIENDA	CARLSBAD	NM	984.38	984.38
6867	LAKESIDE MEATS INC.	CARLSBAD	NM	210.56	210.56
1285	LARRY HARRIS	CARLSBAD	NM	644.00	644.00
4260	LASCO CONSTRUCTION	HOBBS	NM	314,811.35	71,822.81
4263	LASER TECHNOLOGY INC	CENTENNIAL	CO	253.50	253.50
1459	LAURA NAGLE	CARLSBAD	NM	500.00	500.00
4310	LAWSON PRODUCTS INC	CHICAGO	IL	7,582.31	7,582.31
12885	LD SUPPLY LLC	ALBUQUERQUE	NM	2,429.14	2,429.14
11860	LEA COUNTY	HOBBS	NM	2,390.00	2,390.00
4340	LEA COUNTY ELEC COOP. INC	LOVINGTON	NM	105,900.89	105,900.89
10770	LEADSONLINE LLC	PLANO	TX	6,031.00	6,031.00
11518	LEATHAM FAMILY LLC	OGDEN	UT	4,193.25	4,193.25
10578	LEE WILSON & ASSOCIATES INC	SANTA FE	NM	2,983.46	2,983.46
1395	LEIGHS BAKERY	CARLSBAD	NM	563.72	563.72

Vendor Number	Vendor Name	City	State	YTD Purchases	YTD Payments
204	LELAND'S INDUSTRIES LLC	GRANDVIEW	TX	3,885.00	3,885.00
7650	LEO T EVANS JR	CARLSBAD	NM	1,440.14	1,440.14
1280	LEVEL 3 FINANCING, INC	BROOMFIELD	CO	9,629.47	9,629.47
1454	LEXISNEXIS RISK SOLUTIONS FL INC	ALPHARETTA	GA	1,470.00	1,470.00
11185	LEXJET LLC	ATLANTA	GA	2,014.00	2,014.00
1386	LIBRARY JOURNALS, LLC	PLAIN CITY	OH	375.00	375.00
4439	LIBRARY STORE, INC.	TREMONT	IL	4,417.85	4,417.85
4359	LIFE ASSIST INC	RANCHO CORDOVA	CA	52,840.34	52,840.34
6906	LIGHTHOUSE UNIFORM INC	SEATTLE	WA	750.15	750.15
1343	LLANO CEMETERY ASSOCIATION, INC	AMARILLO	TX	4,235.00	4,235.00
10663	LMC SERVICES INC	CARLSBAD	NM	7,755.23	7,755.23
3875	LN CURTIS & SONS	WALNUT CREEK	CA	61,694.50	61,694.50
3406	LOGIN/IACP NET	BALTIMORE	MD	875.00	875.00
7101	LORI L HARGUES	CARLSBAD	NM	350.00	350.00
1519	LOU WARD	CARLSBAD	NM	462.00	462.00
11214	LOUIS VASQUEZ	LUBBOCK	TX	237.92	237.92
12890	LOU'S GLOVES	BRIDGEVIEW	IL	1,314.00	1,314.00
958	LOWERY PROPERTY ADVISORS LLC	IRVING	TX	7,000.00	7,000.00
11815	LOWE'S	ATLANTA	GA	76,662.71	76,662.71
14032	LUPE ORNELAS	CARLSBAD	NM	16.95	16.95
704	MADALYN ARANDA	CARLSBAD	NM	500.00	500.00
4731	MAIL SERVICE CENTER	CARLSBAD	NM	1,890.77	1,890.77
346	MALLORY SAFETY & SUPPLY LLC	LONGVIEW	WA	2,827.50	2,827.50
1345	MANUEL H HOLGUIN	EL PASO	TX	627.68	627.68
4566	MAPLOGIC CORPORATION	WINTER PARK	FL	500.00	500.00
1504	MARCELO PAULIK	CLOUDCROFT	NM	69.78	69.78
1046	MARIO GONZALEZ SANTILLAN	CARLSBAD	NM	1,661.61	1,661.61
1498	MARISA CAZARES	CARLSBAD	NM	500.00	500.00
11812	MARISCAL ELECTRICAL SERVICES, LLC	ARTESIA	NM	95,961.01	95,961.01
861	MARJANOVIC LAW LLC	ALBUQUERQUE	NM	14,005.21	14,005.21
9474	MARK MORENO	CARLSBAD	NM	622.00	622.00
1493	MARRS GRIEBEL LAW, LTD.	ALBUQUERQUE	NM	15,179.36	15,179.36
12649	MASEK ROCKY MTN GOLF CARS	ALBUQUERQUE	NM	18,455.78	18,455.78
4779	MASTER LUBE INC	CARLSBAD	NM	7,475.88	7,475.88
1391	MASTERGRIP INC	IRVING	TX	1,362.87	1,362.87
1502	MATTHEW MURRAY DAY	LUBBOCK	TX	87.00	87.00
11452	MATTHEW WHITE	CARLSBAD	NM	95.29	95.29
451	MAXIMUM SPLASH LLC	PEORIA	AZ	393.75	393.75
1394	MB APPRAISAL COMPANY	RUIDOSO	NM	4,332.50	4,332.50

Vendor Number	Vendor Name	City	State	YTD Purchases	YTD Payments
4759	MCCOYS LUMBER	CARLSBAD	NM	16,659.94	16,659.94
4764	MCGEE CO	DENVER	CO	200.00	200.00
11417	MDN SURVEYING LLC	CARLSBAD	NM	8,240.29	8,240.29
1309	MEDICAL AIR SERVICES ASSOCIATION, INC	PLANTATION	FL	25,415.00	25,415.00
5631	MEDTECH FORENSICS INC	TALLAHASSEE	FL	562.50	562.50
11848	MEGA GRAPHICS & SIGNS	CARLSBAD	NM	770.00	770.00
11484	MELISSA SALCIDO	CARLSBAD	NM	133.54	133.54
5249	MELLOY DODGE	ALBUQUERQUE	NM	29,695.00	29,695.00
4172	MENDEZ FOUNDATION	ATLANTA	GA	2,480.36	2,480.36
1355	MERAKAI LLC	SANTA BARBARA	CA	394.00	394.00
11928	MERCURY MEDICAL	CLEARWATER	FL	2,028.43	2,028.43
10061	METAL SHOP LIVE	CARLSBAD	NM	31,699.11	31,699.11
893	MH5500 LLC	CARLSBAD	NM	16,547.01	16,836.99
10117	MHQ OF NEW MEXICO	ALBUQUERQUE	NM	1,452.17	1,452.17
13448	MICAH ROBERTS	ARTESIA	NM	470.53	470.53
11978	MICHAEL (BRAD) HENSON	CARLSBAD	NM	651.48	651.48
1472	MICHAEL G. LIM	CARLSBAD	NM	352.67	352.67
931	MICHAEL GREEN	CHATTANOOGA	TN	5,805.13	5,805.13
1433	MICHAEL J LARAMORE	ARENAS VALLEY	NM	19,997.25	19,997.25
11851	MICHAEL TRUJILLO	CARLSBAD	NM	20.00	20.00
1303	MICHAEL W WOOD	CARLSBAD	NM	941.00	941.00
12486	MICHELE ROBERTSON	CARLSBAD	NM	3,180.50	3,180.50
13202	MIDWEST RADAR & EQUIPMENT	LAMAR	MO	1,680.00	1,680.00
4869	MIDWEST TAPE	CINCINNATI	OH	464.24	464.24
1534	MIGHTY WASH	LUBBOCK	TX	80.00	80.00
5218	MILLER ENGINEERS INC	ALBUQUERQUE	NM	539,322.94	546,185.78
1945	MILNER SPORTS LLC	MONUMENT	CO	3,491.22	3,491.22
11903	MILTON'S BREWING LLC	CARLSBAD	NM	2,351.62	2,351.62
4872	MINE SUPPLY	DALLAS	TX	7,351.11	7,351.11
388	MISSION COMMUNICATIONS LLC	NORCROSS	GA	20,770.20	20,770.20
10246	MITCHELL & CRUSE	CARLSBAD	NM	78,140.21	78,140.21
10647	MOBILE SAFETY & CONSULT	CARLSBAD	NM	1,538.15	1,538.15
4905	MODRALL SPERLING, ROEHL	ALBUQUERQUE	NM	13,555.11	13,555.11
9450	MOLZEN-CORBIN & ASSOC, INC	ALBUQUERQUE	NM	70,349.62	70,349.62
1315	MONICA HIGHTOWER	LUBBOCK	TX	2,100.00	2,100.00
670	MONTGOMERY & ANDREWS, P.A.	SANTA FE	NM	43,872.17	43,872.17
11555	MOON DOG PUBLISHING LLC	ALBUQUERQUE	NM	1,881.62	1,881.62
4917	MORALES UPHOLSTERY	CARLSBAD	NM	1,458.72	1,458.72
4935	MORRISON SUPPLY	DALLAS	TX	31,922.88	31,922.88

Vendor Number	Vendor Name	City	State	YTD Purchases	YTD Payments
5009	MORROW, REARDON, MILLER,	ALBUQUERQUE	NM	13,964.40	13,964.40
4949	MOTOROLA INC	CHICAGO	IL	571,823.00	572,219.00
1428	MOUNTAIN PLAINS LIBRARY ASSOCIATION	LAKEWOOD	CO	75.00	75.00
1365	MT LIBRARY SERVICES INC	PLAIN CITY	OH	2,115.36	2,115.36
4862	MTD INC-THE KID	LOVINGTON	NM	8,198.22	8,198.22
5424	MUNICIPAL EMERGENCY SRVC	SOUTHBURY	CT	55,421.62	55,421.62
818	MUNISSION LLC	SAN JUAN	PR	11,727.00	11,727.00
4984	MURRILL ELECTRIC, LLC	CARLSBAD	NM	15,715.90	15,715.90
4587	MWI VETERINARY SUPPLY	DALLAS	TX	1,298.80	1,298.80
5757	MY-LOR, INC	DALLAS	GA	509.95	509.95
4997	MYRON CORP	BALTIMORE	MD	959.57	959.57
12913	N7 TACTICAL TRAINING LLC	CARLSBAD	NM	2,250.00	2,250.00
12340	NADINE MIRELES	CARLSBAD	NM	667.06	667.06
13315	NATHAN CHAVARRIA	CARLSBAD	NM	376.32	376.32
5137	NATIONAL BUSINESS FURNITURE	MILWAUKEE	WI	6,471.86	6,471.86
13366	NATIONAL INDUSTRIAL & SAFETY SUPPLY LLC	OLYMPIA	WA	11,124.52	11,124.52
5029	NATIONAL TACTICAL OFFICERS ASSOCIATION	COLORADO SPR	CO	420.00	420.00
5191	NCH CORPORATION	IRVING	TX	202.95	202.95
1344	NETWORK CLOSING SERVICES, INC	ORLANDO	FL	150.00	150.00
5376	NEUMARK IRRIGATION	ALBUQUERQUE	NM	18,715.97	18,715.97
1331	NEW MEXICO ASSOCIATION OF COUNTIES 911	CARLSBAD	NM	150.00	150.00
896	NEW MEXICO DEMOGRAPHIC RESEARCH LLC	ROSWELL	NM	18,712.52	18,712.52
5491	NEW MEXICO FIRE CHIEFS ASSOCIATION	SANTA FE	NM	100.00	100.00
5810	NEW MEXICO GAS CO. INC.	ALBUQUERQUE	NM	97,175.71	97,175.71
5483	NEW MEXICO MAGAZINE	SANTA FE	NM	47,234.25	47,234.25
6722	NEW MEXICO SECRETARY OF STATE	SANTA FE	NM	120.00	120.00
11750	NEW TRAVERTINE, INC.	BELEN	NM	8,364.00	8,364.00
71	NEXTREQUEST CO	SAN FRANCISCO	CA	17,654.03	17,654.03
2349	NFPA	AVON	MA	60.00	60.00
5551	NICHOLS PRINTING, INC.	CARLSBAD	NM	18,284.00	18,284.00
11650	NM ASSOC OF CHIEFS OF	SANTA FE	NM	250.00	250.00
5458	NM BOARD OF PHARMACY	ALBUQUERQUE	NM	150.00	150.00
8953	NM CHILD SUPPORT	ALBUQUERQUE	NM	30,914.17	30,914.17
5470	NM EMS BUREAU	SANTA FE	NM	1,090.00	1,090.00
5462	NM ENERGY, MINERALS AND	SANTA FE	NM	1,500,000.00	1,500,000.00
5471	NM FLOODPLAIN MANAGERS ASSOC	ROSWELL	NM	75.00	75.00
5467	NM JUNIOR COLLEGE	HOBBS	NM	9,469.00	9,469.00
12957	NM LAW ENFORCEMENT ACADEMY	SANTA FE	NM	130.00	130.00
5484	NM LIBRARY ASSOCIATION	ALBUQUERQUE	NM	370.00	370.00

Vendor Number	Vendor Name	City	State	YTD Purchases	YTD Payments
5489	NM MUNICIPAL CLERKS AND	SANTA FE	NM	60.00	60.00
5493	NM MUNICIPAL COURT CLERKS	SANTA FE	NM	420.00	420.00
5494	NM MUNICIPAL JUDGES ASSN.	SANTA FE	NM	225.00	225.00
5499	NM MUNICIPAL LIBRARIANS ASSOCIATION	SANTA FE	NM	50.00	50.00
5536	NM ONE CALL SYSTEMS INC	ALBUQUERQUE	NM	7,124.00	7,124.00
5502	NM RECYCLING COALITION	SANTA FE	NM	280.00	280.00
8955	NM RETIREE HEALTH CARE	DALLAS	TX	681,154.58	681,154.58
5512	NM RURAL WATER ASSOC	ALBUQUERQUE	NM	1,366.00	1,366.00
5584	NM SELF INSURERS FUND	SANTA FE	NM	1,196,919.37	1,196,919.37
5497	NMML	SANTA FE	NM	76,595.00	76,595.00
5108	NMPTA	RIO RANCHO	NM	725.00	1,050.00
4998	NMSU-LAS CRUCES	LAS CRUCES	NM	60.00	60.00
5555	NMWWA	ESPANOLA	NM	3,421.00	3,421.00
5533	NMWWA - SE SECTION	ESPANOLA	NM	600.00	600.00
5546	NOAH'S ARK, INC.	CARLSBAD	NM	209,016.99	209,016.99
13213	NOREGON SYSTEMS INC	GREENSBORO	NC	540.00	540.00
5572	NORTHERN SAFETY CO.,INC.	UTICA	NY	1,749.86	1,749.86
10769	NORTHERN STATES	HAINES	AK	499.00	499.00
13398	NORTHERN TOOL & EQUIPMENT	BURNSVILLE	MN	12,147.37	12,147.37
13138	NUTRIEN AG SOLUTIONS	WALL LAKE	IA	5,145.15	5,145.15
5602	OCLC, INC	DENVER	CO	7,175.32	7,175.32
11090	ODESSA AMERICAN	MCALLEN	TX	8,797.00	8,797.00
5639	OFFICE DEPOT INC.	DALLAS	TX	16,570.39	16,570.39
11659	OHIO CHILD SUPPORT PYMT	COLUMBUS	OH	1,313.88	1,313.88
1363	OLGUINS INCORPORATED	EL PRADO	NM	254.61	254.61
9998	ONE TIME			25,410.85	25,410.85
9999	ONE TIME			10,117,519.34	10,117,519.34
218	OPPORTUNITYSPACE INC	BOSTON	MA	12,000.00	12,000.00
5668	OREILLY AUTO/FIRST CALL	SPRINGFIELD	MO	2,854.95	2,854.95
5693	ORIENTAL TRADING CO	DES MOINES	IA	2,385.59	2,385.59
3017	ORLANDO GARZA	CARLSBAD	NM	322,320.91	322,320.91
11886	OTC BRANDS, INC.	DES MOINES	IA	1,134.22	1,134.22
16080	OTIS WATER USERS CO-OP	CARLSBAD	NM	866.18	866.18
5715	OTTO ENVIRONMENTAL	CHARLOTTE	NC	70,880.00	70,880.00
10025	OVERDRIVE INC	CLEVELAND	OH	6,300.81	6,300.81
349	OXI FRESH OF SE NM LLC	ROSWELL	NM	2,383.18	2,383.18
488	P & M SOLUTIONS LLC	NORCROSS	GA	1,206.88	1,206.88
5761	PAPER DIRECT	MINNEAPOLIS	MN	469.92	469.92
1404	PAR WEST TURF SERVICES, INC	HUNTINGTON BEACH	CA	2,014.20	2,014.20

Vendor Number	Vendor Name	City	State	YTD Purchases	YTD Payments
10714	PASTPERFECT SOFTWARE INC	EXTON	PA	432.00	432.00
935	PATHSOLUTIONS INC	SUNNYVALE	CA	5,776.50	5,776.50
1473	PATRCIA JACQUEZ	CARLSBAD	NM	500.00	500.00
5848	PATS PARTS & SVC, INC.	CARLSBAD	NM	5,874.92	5,874.92
1421	PATSY COLLINS JACKSON	LUBBOCK	TX	500.00	500.00
1411	PAUL B PULLEY	AMARILLO	TX	456.00	456.00
1414	PAULA LEE	CARLSBAD	NM	3,634.32	3,634.32
11734	PDS INC	EL PASO	TX	967.69	967.69
5729	PECOS VALLEY BROADCASTING CORP	ARTESIA	NM	8,095.00	8,095.00
5222	PECOS VALLEY CONSTRUCTION LLC	CARLSBAD	NM	6,451.25	6,451.25
5862	PECOS VALLEY EQUIPMENT CO	ARTESIA	NM	237.30	237.30
158	PELICANS LLC	FREDERICK	CO	5,735.80	5,735.80
5877	PENWORTHY	MILWAUKEE	WI	2,855.81	2,855.81
6924	PERFECT DESIGNS, LLC	CARLSBAD	NM	1,270.41	1,270.41
1271	PERRO GRANDE MANAGEMENT CORP.	SANTA FE	NM	3,189.80	3,189.80
5889	PETERSON'S WATER TREATMENT LLC	ALBUQUERQUE	NM	6,008.73	6,008.73
5882	PETES EQUIPMENT REPAIR, INC	ALBUQUERQUE	NM	16,808.24	16,808.24
68	PETSENSE	CARLSBAD	NM	1,708.72	1,708.72
5888	PETTES PLUMBING	CARLSBAD	NM	172.23	172.23
9005	PETTY CASH	CARLSBAD	NM	1,581.88	1,581.88
1350	PHIL LONG FORD OF RATON LLC	RATON	NM	272,765.00	272,765.00
5924	PHIL'S LANDSCAPING	CARLSBAD	NM	12,097.80	12,097.80
5954	PHOENIX PUMPS, INC	EL PASO	TX	1,240.00	1,240.00
11872	PICO PROPANE AND FUELS	CARLSBAD	NM	13,370.30	13,370.30
12574	PILOT THOMAS LOGISTICS	DALLAS	TX	4,066.55	4,066.55
5944	PIONEER EQUIPMENT INC	PHOENIX	AZ	166.65	166.65
10935	PIPESTONE EQUIPMENT LLC	GOLDEN	CO	11,587.74	11,587.74
5951	PIRANHA PROPELLER	JACKSON	CA	253.75	253.75
5938	PITNEY BOWES GLOBAL FINANCIAL SERVICES LLC	PITTSBURGH	PA	13,401.53	13,401.53
5950	PLAINS WELDING SUPPLY,INC	CARLSBAD	NM	12,348.24	12,348.24
5960	PLATEAU WIRELESS INC.	CLOVIS	NM	3,262.94	3,262.94
477	PNA CONSTRUCTION	CARLSBAD	NM	9,471.81	9,471.81
1199	PODIUMS DIRECT CO	CASA GRANDE	AZ	600.69	600.69
7331	POLICEONE.COM	FRISCO	TX	6,000.00	6,000.00
1279	POLY- TECH AMERICA LLC	CHESHIRE	CT	3,754.92	3,754.92
6007	POLYDYNE INC	ATLANTA	GA	21,267.00	21,267.00
5996	POSITIVE PROMOTIONS	HAUPPAUGE	NY	1,132.75	1,132.75
5972	POSTAL PROS, INC	CALDWELL	ID	83,629.37	83,629.37
9632	POSTMASTER	CARLSBAD	NM	398.00	398.00

Vendor Number	Vendor Name	City	State	YTD Purchases	YTD Payments
11997	POWERDMS,INC	ORLANDO	FL	22,340.40	22,340.40
1292	PREMIER POOL MANAGEMENT LLC	LEWIS CENTER	OH	60.00	60.00
281	PRIME SOLUTION INC	OTSEGO	MI	6,521.72	6,521.72
1302	PRINE SYSTEMS, INC	JACKSONVILLE	FL	559.98	559.98
62	PROFESSIONAL AMBULANCE SALES & SERVICE LLC	COMANCHE	TX	5,900.45	5,900.45
5981	PROFORCE LAW ENFORCEMENT	PRESCOTT	AZ	984.32	984.32
6114	PROQUEST INFORMATION	CHICAGO	IL	1,224.34	1,224.34
8964	PROVIDENT LIFE & ACCIDENT	ALTANTA	GA	2,785.46	2,785.46
11077	PUBLIC SAFETY PSYCHOLOGICAL SERVICES	DEMING	NM	2,243.92	2,243.92
12603	PUBLIC SAFETY PSYCHOLOGY	ALBUQUERQUE	NM	3,951.69	3,951.69
12174	PULLTARPS MFG	EL CAJON	CA	7,140.75	7,140.75
5032	PURE OPERATIONS, LLC	LAS CRUCES	NM	42,686.07	42,686.07
6097	PVT	ARTESIA	NM	28,001.77	28,001.77
6130	QA BALANCE SERVICES, INC.	AURORA	CO	1,474.81	1,474.81
1325	QSR INTERNATIONAL (AMERICAS), INC	BURLINGTON	MA	2,247.00	2,247.00
678	QUADIENT LEASING USA INC	MILFORD	CT	752.16	752.16
11899	QUALITY JANITORIAL LLC	HAGERMAN	NM	28,929.64	28,929.64
11318	QUALITY TOWING	CARLSBAD	NM	8,167.05	8,167.05
1495	QUARTZ LAMPS INC	FAIRFIELD	OH	255.00	255.00
6164	QUEST DIAGNOSTICS	ATLANTA	GA	7,024.29	7,024.29
6168	QUILL OFFICE PRODUCTS	FRAMINGHAM	MA	19,996.23	20,102.22
6198	R & R PRODUCTS, INC.	TUCSON	AZ	11,421.82	11,421.82
10097	R & R SURVEYING, LLC	CARLSBAD	NM	2,051.73	2,051.73
179	R&J BAILEY LLC	CARLSBAD	NM	800.94	800.94
14489	RANDY GALINDO	CARLSBAD	NM	80.00	80.00
914	RANDY M AUTIO	ALBUQUERQUE	NM	970.88	970.88
1381	RAPCO INDUSTRIES, INC	VANCOUVER	WA	291.28	291.28
11291	RAPID MARINE FUELS LLC	DEER PARK	TX	590.00	590.00
1020	RATTLESNAKE CUSTOMS LLC	CARLSBAD	NM	729.18	729.18
1416	RAUL GUILLEN	EL PASO	TX	95.00	95.00
6319	RAY ALLEN MANUFACTURING LLC	COLORADO SPRINGS	CO	745.78	745.78
6228	RED BUD SUPPLY INC	BELMONT	MS	1,708.42	1,708.42
13308	RED CHIMNEY BAR B QUE LLC	CARLSBAD	NM	409.00	409.00
12797	RED ROCKET MEDIA LLC	LAS VEGAS	NV	46,594.72	46,594.72
12204	RELIANCE STANDARD	CAROL STREAM	IL	104,892.14	104,892.14
1029	REPUBLIC NATIONAL DISTRIBUTING CO	ALBUQUERQUE	NM	2,233.38	2,233.38
1357	RHONE TOLBERT PRATHER	EDMOND	OK	1,935.38	1,935.38
2472	RICH FORD	ALBUQUERQUE	NM	11,496.19	11,545.51
9580	RICHARD AGUILAR	CARLSBAD	NM	773.00	773.00

Vendor Number	Vendor Name	City	State	YTD Purchases	YTD Payments
11146	RICHARD CAGE	CARLSBAD	NM	428.00	428.00
820	RICHARD G FLEMING	CARLSBAD	NM	3,125.04	3,125.04
10597	RICHARD RAMIREZ	ROSWELL	NM	1,137.00	1,137.00
1397	RICHARD V MENDEZ	CARLSBAD	NM	500.00	500.00
716	RJ BORDER INTERNATIONAL	EL PASO	TX	1,004.60	1,004.60
12573	ROADRUNNER TOOLS LLC	LAKE ARTHUR	NM	1,708.50	1,708.50
129	ROBERT A ESCOBEDO	CARLSBAD	NM	1,075.20	1,075.20
9168	ROBERT CASTILLO	CARLSBAD	NM	219.00	219.00
14594	ROBERT TRAUTNER	CARLSBAD	NM	1,377.70	1,519.30
1328	ROBERT ZACH DOWNEN	CARLSBAD	NM	11,752.66	11,752.66
6348	ROBERTS TRUCK CENTER OF	ALBUQUERQUE	NM	3,112.57	3,112.57
12600	ROCIO ESPINO MARTINEZ	CARLSBAD	NM	500.00	500.00
6447	ROCKY MOUNTAIN INFORMATION NETWORK INC	PHOENIX	AZ	250.00	250.00
6454	ROCKY MOUNTAIN SUPPLY	ALAMOGORDO	NM	1,767.63	1,767.63
5633	ROEDA INC	LYNWOOD	IL	5,958.07	5,958.07
1002	ROGER CLEVELAND GOLF CO. INC.	HUNTINGTON BEACH	CA	29,795.26	29,795.26
10705	ROGUE FITNESS	COLUMBUS	OH	2,319.42	2,319.42
10803	ROLAND ROY	CARLSBAD	NM	162.85	162.85
246	ROLFSON OIL LLC	GRAPEVINE	TX	49,719.88	53,239.78
15718	RORY CASTANEDA	CARLSBAD	NM	153.00	153.00
6478	ROSWELL DAILY RECORD INC	ROSWELL	NM	781.79	781.79
1297	ROTARY INTERNATIONAL- CARLSBAD ROTARY CLUB	CARLSBAD	NM	820.00	820.00
12554	RUDY VALLEJO	LUBBOCK	TX	400.00	400.00
6510	RUSH TRUCK CENTERS	DECATUR	AL	43,175.30	43,175.30
1496	RYAN BLUE	CARLSBAD	NM	100.00	100.00
1286	RYAN CAPPS	LOVINGTON	NM	485.00	485.00
1382	RYAN ECHAVARRIA	CARLSBAD	NM	750.00	750.00
1516	RYAN KINNKIN	CARLSBAD	NM	240.09	240.09
13215	S & S WORLDWIDE INC	BOSTON	MA	321.51	321.51
1485	SABRINA ANN ESCOBAR	CARLSBAD	NM	500.00	500.00
6620	SAFETY KLEEN CORP.	DALLAS	TX	3,048.93	3,048.93
952	SAFEWARE INC.	LANHAM	MD	5,026.16	5,026.16
946	SAMBA HOLDINGS INC	PASADENA	CA	181.56	181.56
14297	SAMUEL A RIVERA	CARLSBAD	NM	1,348.86	1,348.86
9199	SAMUEL DORADO	CARLSBAD	NM	191.00	191.00
12976	SAMUEL M SOTO III	CARLSBAD	NM	636.23	636.23
6642	SAN BAR CONSTRUCTION CORP	ALBUQUERQUE	NM	33,675.10	33,675.10
212	SANDIA OFFICE SUPPLY INC	ALBUQUERQUE	NM	992.57	992.57
12965	SANDRA BARLEY	HOPE	NM	20.00	20.00

Vendor Number	Vendor Name	City	State	YTD Purchases	YTD Payments
9796	SANDY GONZALEZ	CARLSBAD	NM	42.00	42.00
1507	SARAH A CARBAJAL- ANAYA	CARLSBAD	NM	500.00	500.00
1451	SARAH JIMENEZ	CARLSBAD	NM	500.00	500.00
6770	SBWFA	RUIDOSO	NM	600.00	600.00
549	SCADA ACCESS INC	SHREVEPORT	LA	72.00	72.00
1453	SCHAUMBURG TOWNSHIP DISTRICT LIBRARY	SCHAUMBURG	IL	13.99	13.99
1361	SCHOOL HEALTH	ROLLING MEADOWS	IL	319.90	319.90
11661	SCOTT AERATOR COMPANY LLC	HOLLAND	MI	3,234.60	3,234.60
9427	SCOTT MAXWELL	CARLSBAD	NM	4,377.11	4,377.11
1467	SCOTT SPIEWAK	FORT LEE	NJ	570.00	570.00
6699	SCOTTS LANDSCAPING INC	CARLSBAD	NM	5,869.72	5,869.72
11810	SEPI MARKETING	DEERFIELD BEACH	FL	1,498.00	1,498.00
11469	SERGIO MALDONADO	ARTESIA	NM	204.00	204.00
14048	SERGIO RAMOS	CARLSBAD	NM	642.00	642.00
13444	SERGIO RODRIGUEZ	EL PASO	TX	40.00	40.00
1198	SERINA NELSON	CARLSBAD	NM	272.18	272.18
12084	SHALOM TRAILERS, INC	CARLSBAD	NM	792.90	792.90
1460	SHANE STEGALL	CARLSBAD	NM	64.49	64.49
1177	SHARON D WRIGHT	CARLSBAD	NM	1,728.00	1,728.00
6742	SHARP ELECTRONICS CORP	MONTVALE	NJ	31,261.68	31,261.68
1370	SHAWN MCCARTY	CARLSBAD	NM	1,350.00	1,350.00
1407	SHAY GREGORY	CARLSBAD	NM	9,546.46	9,546.46
6760	SHERWIN-WILLIAMS	CARLSBAD	NM	18,568.60	18,568.60
6533	SHIFT CALENDARS, INC	COVINA	CA	486.16	486.16
6794	SHORTHORN LITTLE LEAGE	CARLSBAD	NM	16,420.00	16,420.00
234	SHORT'S WRECKER SERVICES LLC	CARLSBAD	NM	910.81	910.81
10927	SIAS PLUMBING	CARLSBAD	NM	1,666.57	1,666.57
5252	SIDDONS-MARTIN EMERGENCY GROUP	DALLAS	TX	84,277.68	84,277.68
1174	SIGNAGE SERVICES LLC	CANTON	MI	13,772.00	13,772.00
12881	SIGNALSCAPE INC	CARY	NC	10,773.41	10,773.41
825	SIGNATURE PROMOTIONAL GROUP	ORLANDO	FL	445.00	445.00
1376	SILVERIO FRANCO SAIZ	CARLSBAD	NM	500.00	500.00
6800	SIRCHIE	YOUNGSVILLE	NC	592.26	592.26
6696	SITES SOUTHWEST LTD., CO	ALBUQUERQUE	NM	1,840.00	1,840.00
10531	SLATE GROUP	LUBBOCK	TX	1,043.79	1,043.79
1201	SMARTFORCE TECHNOLOGIES INC	GREENWOOD VILLAGE	CO	16,980.00	16,980.00
13280	SMITH & PHELPS ENTERPRISES	CARLSBAD	NM	3,179.50	3,179.50
6873	SMITH ENGINEERING INC.	ROSWELL	NM	146,517.47	146,517.47
6884	SNMCAC CORPORATION	CARLSBAD	NM	10,000.00	10,000.00

Vendor Number	Vendor Name	City	State	YTD Purchases	YTD Payments
639	SNO YO KING & CREAM INC	CARLSBAD	NM	834.21	834.21
11793	SOLARWINDS INC	AUSTIN	TX	452.11	452.11
1513	SOLINST CANADA LTD	GEORGETOWN	ON	2,390.01	2,390.01
7323	SONICLEAR TRIO SYSTEMS LLC	PASADENA	CA	3,990.00	3,990.00
951	SONJA DURAN	CARLSBAD	NM	10,503.17	10,503.17
6980	SOUTH COUNTRY GREENHOUSE	CARLSBAD	NM	18,293.00	18,293.00
1349	SOUTH PLAINS FORENSIC PATHOLOGY, P. A.	LUBBOCK	TX	1,800.00	1,800.00
6990	SOUTHEAST READY MIX, INC.	CARLSBAD	NM	8,034.98	8,034.98
7000	SOUTHEASTERN NM ECONOMIC	ROSWELL	NM	12,641.00	12,641.00
997	SOUTHERN GLAZER'S WINE & SPIRITS	ALBUQUERQUE	NM	5,648.33	5,648.33
1300	SOUTHERN OKLAHOMA LIBRARY SYSTEMS	ARDMORE	OK	30.00	30.00
1074	SOUTHERN TIRE MART	COLUMBIA	MS	706.56	706.56
366	SOUTHERN TIRE MART LLC	COLUMBIA	MS	65,019.03	65,019.03
7060	SOUTHWEST BODY & TOWING INC	ARTESIA	NM	1,652.13	1,652.13
60	SOUTHWEST ENVIRONMENTAL LLC	CARLSBAD	NM	133,646.80	133,646.80
8823	SOUTHWEST FIRST AID AND	EL PASO	TX	255.73	255.73
7088	SOUTHWEST LP GAS CO	CARLSBAD	NM	566.48	566.48
7093	SOUTHWEST PHARMACY	CARLSBAD	NM	22,798.86	22,798.86
11429	SOUTHWEST TRAINING CONSLT	ALGODONES	NM	24,466.25	24,466.25
7082	SOUTHWESTERN EQUIPMENT CO	JUSTIN	TX	45,676.96	45,676.96
7145	SPARKS OFFICE SUPPLY, INC	CARLSBAD	NM	67,581.08	67,581.08
1252	SPARTA 2002 DESIGNS & PROMOTIONS INC	LASALLE, QUEBEC		2,380.00	2,380.00
7162	SPECIALTY COMMUNICATIONS	ALBUQUERQUE	NM	11,059.81	13,349.98
899	SPECIALTY PUBLICATIONS OF MICHIGAN LLC	WALLED LAKE	MI	6,500.00	6,500.00
7164	SPORT CENTER	CARLSBAD	NM	2,210.00	2,210.00
1494	SPORTS FACILITIES GROUP, INC.	RIVERSIDE	CA	302.84	302.84
7168	SPRINGTIME CLEANING SVCS	CARLSBAD	NM	7,455.27	7,455.27
734	STAPLES INC	FRAMINGHAM	MA	790.47	790.47
1278	STARR JANITORIAL, INC	ROSWELL	NM	292.52	292.52
1499	STARR MAINEZ	CARLSBAD	NM	500.00	500.00
13216	STATE BAR OF NEW MEXICO	ALBUQUERQUE	NM	440.00	440.00
13370	STATE DISBURSEMENT UNIT	CAROL STREAM	IL	3,973.06	3,973.06
1542	STATE OF NEW MEXICO	SANTA FE	NM	100.00	100.00
104	STATE OF NM	SANTA FE	NM	1,300.00	1,300.00
7216	STATE OF NM COMMISSIONER	SANTA FE	NM	23,538.77	23,538.77
10184	STELLAR INC	CARLSBAD	NM	5,697.98	5,697.98
7220	STERICYCLE, INC.	CAROL STREAM	IL	1,306.19	1,306.19
13145	STEVEN V MCCUTCHEON	CARLSBAD	NM	5,918.26	5,918.26
697	STEVENS WATER MONITORING SYSTEMS INC	PORTLAND	OR	1,188.00	1,188.00

Vendor Number	Vendor Name	City	State	YTD Purchases	YTD Payments
7229	STONYS PAINT & BODY	CARLSBAD	NM	3,301.49	3,301.49
812	STRATEGIES 360 INC	SEATTLE	WA	47,778.05	47,778.05
5300	STRYKER SALES CORPORATION	CHICAGO	IL	6,881.80	6,881.80
1015	SUN COUNTRY AMATEUR GOLF ASSOC	RIO RANCHO	NM	600.00	600.00
10207	SUNSTONE PRESS	SANTA FE	NM	96.70	96.70
1481	SUPER VACUUM MANUFACTURING CO, INC	FORT COLLINS	CO	1,147.01	1,147.01
6971	SWANK MOTION PICTURES INC	CHICAGO	IL	1,890.00	1,890.00
1429	SWIPPER DESIGNS LLC	LAKE ARTHUR	NM	1,200.00	1,200.00
822	SWISSPHONE LLC	WINDSOR	CO	2,421.96	2,421.96
485	SYSAID TECHNOLOGIES INC	NEWTON	MA	5,456.00	5,456.00
241	SYSTEMS TECHNOLOGY GROUP INC	PHOENIX	AZ	695.00	695.00
11267	TADDY HEALTHCARE SVCS LLC	CARLSBAD	NM	9,028.08	9,028.08
568	TAMY SHAW	CARLSBAD	NM	500.00	500.00
5281	TARGET SOLUTIONS LEARNING LLC	TAMPA	FL	6,565.90	6,565.90
7326	TARRANT COUNTY COLLEGE	FT. WORTH	TX	1,920.00	1,920.00
7135	TATE BRANCH	CARLSBAD	NM	32,728.39	32,728.39
1238	TATTOO GOLF	BURBANK	CA	10,662.20	10,662.20
7340	TAXATION & REVENUE DEPT.	SANTA FE	NM	6,905.48	6,905.48
8983	TAXATION & REVENUE DEPT.			4,128.00	4,128.00
813	TAYLOR MADE GOLF COMPANY	CARLSBAD	CA	57,532.80	57,532.80
10981	TDS	PALATINE	IL	20,722.08	20,722.08
12778	TECHNOLGIES CDWARE INC	CANADA		18,496.00	18,496.00
11114	TED CORDOVA	CARLSBAD	NM	691.92	691.92
11348	TEINERT METALS, INC.	LUBBOCK	TX	1,856.69	1,856.69
570	TELECURVE LLC	LAKEWOODM	NJ	745.00	745.00
13375	TELEFLEX LLC	ATLANTA	GA	7,450.00	7,450.00
1330	TEOFILO A LEYVA	CARLSBAD	NM	500.00	500.00
1291	TEOFILO LEON LEYVA	CARLSBAD	NM	4,000.00	4,000.00
12932	TERRY MATHIS	CARLSBAD	NM	10.00	10.00
7390	TERRYBERRY	GRAND RAPIDS	MI	603.71	603.71
7395	TESSCO, INC	ATLANTA	GA	1,320.51	1,320.51
1312	TEXAS WOMAN'S UNIVERSITY	DENTON	TX	60.00	60.00
11465	THE ALL ABOUT NETWORK LLC	WINTER PARK	FL	1,191.00	1,191.00
1383	THE ASSOCIATION FOR RURAL & SMALL LIBRARIES	SEATTLE	WA	150.00	150.00
2625	THE GARDEN MART, INC.	CARLSBAD	NM	140,545.32	140,545.32
7466	THE GPS STORE, INC	OCEAN ISLE B	NC	736.94	736.94
803	THE GRANT PLANT INC	ALBUQUERQUE	NM	27,794.13	27,794.13
54	THE HEIL CO	ATLANTA	GA	2,324.12	2,324.12
1195	THE MAN PAN LLC	MCMURRAY	PA	1,530.22	1,530.22

Vendor Number	Vendor Name	City	State	YTD Purchases	YTD Payments
1482	THE MANITOWOC COMPANY, INC.	MILWAUKEE	WI	1,218.44	1,218.44
6651	THE NEW MEXICAN INC	SANTA FE	NM	8,229.85	8,229.85
5935	THE PIN CENTER	LAS VEGAS	NV	505.00	505.00
7431	THE SUPPLY CACHE	FORT COLLINS	CO	7,394.78	7,394.78
8089	THE WATER WORKS INC	CARLSBAD	NM	8,267.56	8,442.56
7482	THERMAL SCIENTIFIC, INC	MANSFIELD	TX	4,974.56	4,974.56
1392	THIRD GEN LLC	EL PASO	TX	9,920.40	9,920.40
7345	THIRTEEN TWENTY LLC	ARTESIA	NM	36,592.47	36,592.47
7533	THOMSON-WEST	CAROL STREAM	IL	12,397.00	12,397.00
11707	THUNDER RUN CONCRETE LLC	CARLSBAD	NM	6,385.59	6,385.59
596	TIFFANY SHIRLEY	CARLSBAD	NM	623.62	623.62
12955	TIM NYCE	CARLSBAD	NM	40.00	40.00
7549	TIMEMARK INC.	SALEM	OR	1,135.04	1,135.04
9835	TINA DORADO	CARLSBAD	NM	40.00	40.00
7500	TK ELEVATOR CORPORATION	CAROL STREAM	IL	5,049.89	5,049.89
1032	TK, LLC	CARLSBAD	NM	6,262.31	6,262.31
1208	T-MOBILE USA INC	CINCINNATTI	OH	474.36	474.36
12696	TOBY AUSTIN	CARLSBAD	NM	620.00	620.00
1282	TONY D CROWDER	HOBBS	NM	1,568.00	1,568.00
171	TONY SOUZA	ROSWELL	NM	40.00	40.00
1251	TORI HIGHTOWER	CARLSBAD	NM	2,049.34	2,049.34
7311	TORO NATIONAL SUPPORT	ABILENE	TX	1,971.00	1,971.00
1340	TRANS/AIR MANUFACTURING CORPORATION	DALLASTOWN	PA	57.13	57.13
10230	TRANSUNION RISK &	DALLAS	TX	1,767.01	1,767.01
732	TRAVIS J BRUNS	CARLSBAD	NM	553.48	553.48
1326	TREND BUILDERS LLC	CARLSBAD	NM	35,083.12	35,083.12
1419	TRESHAWN ROWE	EL PASO	TX	88.89	88.89
1179	TREVOR FRAY	CARLSBAD	NM	500.00	500.00
1497	TRINIDAD MALONE	ARTESIA	NM	288.39	288.39
210	TRI-TECH FORENSICS INC	LELAND	NC	12,315.53	12,315.53
847	TROJAN TECHNOLOGIES GROUP ULC	LONDON, ONTARIO		31,587.40	31,587.40
1469	TRUELITE TRACE INC	SAN JOSE	CA	1,364.00	1,364.00
13404	TUMBLEWEED PRESS INC	TORONTO	ON	1,677.90	1,677.90
12506	TURNER BURKE HEADRICK	ARTESIA	NM	259.51	259.51
1264	TWO ROSES SALON 1 INC	HUNTSVILLE	TX	3,590.00	3,590.00
13177	TYLER BARKER	CARLSBAD	NM	55.00	204.00
12393	TYLER TECHNOLOGIES INC	DALLAS	TX	463,182.08	466,665.61
7607	ULINE INC.	PLEASANT PRAIRIE	WI	34,370.85	34,370.85
7610	ULTRA CLEAN CARPET &	CARLSBAD	NM	88,934.15	88,934.15

Vendor Number	Vendor Name	City	State	YTD Purchases	YTD Payments
7667	UNITED SALT CORPORATION	LAFAYETTE	LA	2,592.93	2,592.93
1346	UNITED STATES LIABILITY INSURANCE COMPANY	WAYNE	PA	2,121.00	2,121.00
8939	UNITED STEEL WORKERS	PITTSBURGH	PA	76,747.69	76,747.69
8987	UNITED WAY	CARLSBAD	NM	7,177.10	7,177.10
7705	UNIVERSAL BEARING & CHAIN	CARLSBAD	NM	545.23	545.23
7723	UNIVERSITY PRODUCTS, INC.	HOLYOKE	MA	4,122.13	4,122.13
7615	UNM-JUDICIAL EDUC. CENTER	ALBUQUERQUE	NM	15,202.00	15,202.00
10050	URBAN RESTORATION GROUP	GLENDALE	CA	890.50	890.50
7624	USA BLUE BOOK	WAUKEGAN	IL	18,763.98	18,763.98
7671	USPS-NEOPOST POC	CAROL STREAM	IL	4,500.00	4,500.00
10118	VANGARD WIRELESS LLC	ALEXANDRIA	VA	517.28	517.28
186	VAST DATA CONCEPTS LLC	KUTZTOWN	PA	5,988.00	5,988.00
300	VENDNOVATION LLC	RICHMOND	WA	1,794.00	1,794.00
11901	VERIZON WIRELESS	DALLAS	TX	86,201.46	86,201.46
7937	VERMEER MOUNTAIN WEST, INC	CHANDLER	AZ	740.32	740.32
1528	VERONICA HARRIS	CARLSBAD	NM	45.00	45.00
9164	VICTOR CASTILLO	CARLSBAD	NM	241.64	241.64
1299	VICTORIA R LEYVA	CARLSBAD	NM	500.00	500.00
11972	VIVIAL MEDIA LLC	ST LOUIS	MO	3,396.94	3,396.94
239	VIVID INK & TONER	NORTHRIDGE	CA	2,154.87	2,154.87
103	VOGEL TRAFFIC SERVICES INC	ORANGE CITY	IA	985.41	985.41
11529	WAC UPFITTERS LLC	ALBUQUERQUE	NM	96,920.28	96,920.28
8027	WAGNER EQUIPMENT CORP.	DENVER	CO	905,191.97	905,953.90
12558	WAGNER RENTS INC	DENVER	CO	112.36	112.36
8030	WAIDE SAND & GRAVEL CO.	ROSWELL	NM	2,450.58	2,450.58
8063	WASTEQUIP MANUFACTURING CO LLC	CHARLOTTE	NC	86,485.86	86,485.86
8070	WATER DEPARTMENT	CARLSBAD	NM	492,762.91	492,762.91
8077	WATERMASTER IRRIGATION SUPPLY	LUBBOCK	TX	5,979.13	5,979.13
10521	WATSON CONSOLES	POULSBO	WA	1,730.03	1,730.03
8072	WATSON TRUCK & SUPPLY	HOBBS	NM	90,462.51	90,462.51
312	WELLS FARGO FINANCIAL LEASING INC	DES MOINES	IA	13,534.26	13,534.26
14352	WESLEY CARTER	CARLSBAD	NM	241.20	241.20
1305	WESTERN NEW MEXICO UNIVERSITY	SILVER CITY	NM	110.00	110.00
8364	WEX BANK	CAROL STREAM	IL	1,105,369.05	1,105,369.05
1313	WHIT ELE STOREY	CARLSBAD	NM	500.00	500.00
12060	WILLIAM ANDERSON	HAGERMAN	NM	644.00	644.00
1351	WILLIAM MEDINA	CARLSBAD	NM	55.00	55.00
10596	WILLIAM PARSONS	CARLSBAD	NM	20.00	20.00
7860	WINDSTREAM COMMUNICATIONS	LOUISVILLE	KY	77,951.59	77,951.59

Vendor Number	Vendor Name	City	State	YTD Purchases	YTD Payments
361	WINSUPPLY NE ABQ NM CO	ALBUQUERQUE	NM	13,509.75	13,509.75
1400	WINTERGREEN CORPORATION	ALPHARETTA	GA	1,497.47	1,497.47
7457	WITMER PUBLIC SAFETY	COATESVILLE	PA	7,734.02	7,734.02
12513	WITTEK GOLF SUPPLY	ELK GRV VILL	IL	3,228.13	3,228.13
8166	WORLD TRADE PRESS	TRAVERSE CITY	MI	1,280.00	1,280.00
10241	WREN STUDIO	CARLSBAD	NM	10,752.00	10,752.00
8332	WT COX INFORMATION SVCS	SHALLOTTE	NC	3,075.11	3,075.11
10654	WYLER INDUSTRIAL WORKS	EL PASO	TX	89,880.94	89,880.94
1269	XAVIER MELENDEZ	ROSWELL	NM	80.00	80.00
8375	XCEL ENERGY SERVICES, INC	DENVER	CO	1,385,124.41	1,385,124.41
12652	YAMAHA MOTOR FINANCE CORP	CHICAGO	IL	22,113.00	22,113.00
434	YSIDRO MOLINAR	CARLSBAD	NM	500.00	500.00
415	ZACH PIFER	LUBBOCK	TX	1,114.00	1,114.00
1012	ZACHARY CHACON	EL PASO	TX	56.00	56.00
807	ZIA DISTRIBUTION CO LLC	CARLSBAD	NM	6,758.09	6,692.12
1335	ZIP'S TRUCK EQUIPMENT INC.	NEW HAMPTON	IA	4,519.63	4,519.63
				51,405,230.96	50,815,706.67

**LINKED MINUTES OF A REGULAR MEETING OF THE CITY COUNCIL OF THE
CITY OF CARLSBAD, NEW MEXICO, HELD IN THE JANELL WHITLOCK
MUNICIPAL COMPLEX BUILDING ON MARCH 14, 2023 AT 6:00 P.M.**

Present:	Dale Janway	Mayor
	Lisa A. Anaya Flores	Councilor
	Edward T. Rodriguez	Councilor
	Jason O. Chavez	Councilor
	Wesley A. Carter	Councilor
	Karla Niemeier	Councilor
	Judy Waters	Councilor
Absent:	Mark C. Walterscheid	Councilor
	Jeff Forrest	Councilor
Also Present:	John Lowe	City Administrator
	K.C. Cass	Deputy City Administrator
	Ted Cordova	Deputy City Administrator
	Denise Madrid-Boyea	City Attorney
	Nadine Mireles	City Clerk
	Angie Barrios-Testa	Director of Municipal Services
	Mike Abell	Director of Utilities
	Wayne Hatfield	IT Director
	Brent Griffith	IT Technician
	Melissa Salcido	Finance Director
	Ken Ahrens	Fire Chief
	Jeff Patterson	Planning Director
	Shane Skinner	Police Chief
	Patrick Cass	Public Works Director
	Deanna Peterson	Citizen
	Rudy Kline	Citizen

Time Stamps and headings below correspond to recording of meeting and the recording is hereby made a part of the official record.

0:00:00 **Call Meeting to Order**

0:00:05 Invocation - Pledge of Allegiance

0:00:44 **PRESENTATION OF CITY OF CARLSBAD EMPLOYEE SERVICE
AWARDS**

Mayor Janway asked Mr. Lowe and Council members to join him in presenting service awards honoring employees who have achieved 20, 25, and 30 years of service with the City of Carlsbad. **Mayor Janway** added the City of Carlsbad has outstanding employees and we are proud of each one of you.

0:05:17 **1. APPROVAL OF AGENDA**

0:05:19 **MOTION**

The motion was made by Councilor Carter and seconded by Councilor Anaya-Flores to approve the Agenda.

0:05:22 **VOTE**

The vote was as follows: Yes - Chavez, Waters, Carter, Rodriguez, Niemeier, Anaya-Flores; No - None; Absent - Forrest, Walterscheid; the motion carried.

0:05:37 **2. CONSIDER APPROVAL OF RESOLUTION 2023-07, A RESOLUTION MAKING CERTAIN BUDGETARY ADJUSTMENTS TO THE 2022-23 FISCAL YEAR BUDGET**

Mrs. Salcido reviewed the third-quarter Budgetary Adjustments for Fiscal Year 2023 highlighting the General Fund, the Carlsbad Community Foundation, and the Promotional and Discretionary Lodgers' Tax Funds.

0:07:18 **MOTION**

The motion was made by Councilor Rodriguez and seconded by Councilor Chavez to approve Resolution 2023-07, a Resolution making certain budgetary adjustments to the 2022-23 Fiscal Year Budget.

0:07:23 **VOTE**

The vote was as follows: Yes - Chavez, Waters, Carter, Rodriguez, Niemeier, Anaya-Flores; No - None; Absent - Forrest, Walterscheid; the motion carried.

0:07:37 **3. ROUTINE AND REGULAR BUSINESS**

- A. Minutes of the Regular City Council Meeting held on February 28, 2023
- B. Minutes of the Special City Council Meeting held on March 3, 2023
- C. City Personnel Report
- D. Monthly Reports
 - 1) Human Resources Department February 2023
 - 2) Municipal Court Department February 2023
 - 3) Transportation and Facilities Department February 2023

0:08:01 **MOTION**

The motion was made by Councilor Carter and seconded by Councilor Rodriguez to approve Routine and Regular Business.

0:08:07 **VOTE**

The vote was as follows: Yes - Chavez, Waters, Carter, Rodriguez, Niemeier, Anaya-Flores; No - None; Forrest, Walterscheid - None; the motion carried.

0:08:23 **4. CONSIDER APPROVAL OF RESOLUTION 2023-08, A RESOLUTION REQUIRING THE REMOVAL OF THE RUINED, DAMAGED OR DILAPIDATED BUILDINGS OR STRUCTURE, RUINS, RUBBISH, WRECKAGE AND DEBRIS AT 103 S OLIVE OWNER: AZEL ASBURY OR LORINE ASBURY**

Mrs. Madrid-Boyea explained this property is commonly known as 103 S. Olive St. She said there appears to be a fire damaged structure on the property and a large amount of rubbish, debris and weeds that may have pre-existed the fire. She said the Eddy County Assessor's office lists Azel S. Asbury Jr. and a Lorine Asbury as owning or having an interest in the property. She stated that a Notice of Violation was mailed by certified mail to the owners on February 8, 2023. She said the Fire Department responded to a fire at the property on January 5, 2023. She explained that the property has been inspected by City Code Enforcement, the Building Inspector and the Fire Marshal and they have found that the property remains out of compliance with applicable codes. She said the Fire Marshal found that the property presents an extreme fire hazard for responding firefighters and emergency personnel and recommends the buildings be demolished, the property be cleaned and the debris be removed. She said a resolution has been prepared which, if adopted, would require the property owner to remove all ruins, dilapidated structures, rubbish, wreckage, debris and weeds from the property within sixty days of the service of the resolution.

0:11:09 **Mayor Janway** asked if there was a representative of the property present. No one appeared.

0:11:18 **MOTION**

The motion was made by Councilor Chavez and seconded by Councilor Niemeier to approve Resolution 2023-08, a Resolution requiring the removal of the ruined, damaged or dilapidated buildings or structure, ruins, rubbish, wreckage and debris at 103 S Olive Owner: Azel Asbury or Lorine Asbury.

0:11:24 **VOTE**

The vote was as follows: Yes - Chavez, Waters, Carter, Rodriguez, Niemeier, Anaya-Flores; No - None; Absent - Forrest, Walterscheid; the motion carried.

0:11:38 **5. CONSIDER APPROVAL OF RESOLUTION 2023-09, A RESOLUTION REQUIRING THE REMOVAL OF THE RUINED, DAMAGED OR DILAPIDATED BUILDINGS OR STRUCTURES, RUINS, RUBBISH, WRECKAGE, AND DEBRIS AT 211 N OAK STREET OWNER: DEANNA PETERSON AND DONNA FOUCHE**

Mrs. Madrid-Boyea explained this Agenda item involves a property located at 211 N Oak St. She said there appears to be a fire damaged structure on the property and a

large amount of weeds that may have pre-existed the fire. She said the Eddy County Assessor's Office lists Deanna Peterson and Donna Fouche as owning or having an interest in the property with an address for them in Edna, Texas. She said a Notice of Violation was mailed by certified mail to the owners on January 18, 2023. She stated a fire erupted at the property on January 13, 2023, and the fire department was on scene shortly after the fire. She said the property was inspected by City Code Enforcement, the Building Inspector and the Fire Marshal and they found the property remains out of compliance with all applicable codes. She explained the Fire Marshal found the property presents an extreme fire hazard for responding firefighters and emergency personnel, and recommends the buildings be demolished, the property be cleaned and the debris be removed. She said a resolution has been prepared which, if adopted, would require the property owner to remove all ruins, dilapidated structures, rubbish, wreckage, debris and weeds from the property within sixty days of the service of the resolution.

0:14:08 **Mayor Janway asked if there was a representative of the property present.**

Deanna Peterson and Rudy Earl Kline stepped forward and **Mayor Janway** asked if they could come to the podium. **Mrs. Peterson** said the letters that were sent out in January were sent to Donna Fouche in Florida, and stated that she takes care of everything related to the property. **Mrs. Peterson** said Donna has been traveling since November of 2022 and just returned to her Florida home last week. **Mrs. Peterson** said she did not receive any paperwork until Thursday, March 9th. She said local family members had reached out to her about the fire that erupted on January 13, 2023, and she called and left a few messages for Lonnie Jaquez and never received a call back. **Mrs. Peterson** said she is aware that squatters have been present in the storage unit on the property in the past, and over time they have updated their locks and doors on the unit, but nothing seems to help. She mentioned that the main house was secure enough and has never been broken into. She said her and her husband drove from Edna, Texas, and drove by the property and she was devastated to learn the main house was the issue. She stated if her phone calls were returned in January, she would have started to resolve the problem sooner. **Mr. Kline** starts to mention that the paperwork states something about both buildings on the property having to be demolished. **Mr. Kline** says once they visited the property, he went into the storage building in the back and he stated the damage is minimal, but the house itself has heavy damage. **Mr. Kline** said they are willing to correct the property however they have to, and they want to avoid demolition. **Mr. Kline** reiterates they live in Texas and that if they would have known sooner, they would have taken care of it. **Mr. Kline** says he has family members that have access to equipment to start repairs on the property and does not want an issue with the City.

0:18:16 **Mayor Janway asked if there were any questions from the Council.**

0:18:19 **Councilor Rodriguez** said from the pictures provided by Mrs. Madrid-Boyea, he sees burned rafters on the main house, and asked if it is structurally sound. **Mrs. Peterson** states that they could fix the roof and walls. She mentions that the recent winds did no damage to the house, therefore it was structurally sound. She said the Fire Department took out insulation to prevent any new fires to be caused by the wind.

0:21:25 **MOTION**

The motion was made by Councilor Rodriguez and seconded by Councilor Chavez to approve Resolution 2023-09, a Resolution requiring the removal of the ruined, damaged or dilapidated buildings or structures, ruins, rubbish, wreckage, and debris at 211 N Oak Street Owner: Deanna Peterson and Donna Fouche.

0:21:34 **VOTE**

The vote was as follows: Yes - Chavez, Waters, Carter, Rodriguez, Niemeier, Anaya-Flores; No - None; Absent - Forrest, Walterscheid; the motion carried.

0:21:43 **Mayor Janway** asked Denise Madrid-Boyea to once more explain the procedure of the resolution to the owners of 211 N Oak Street. **Mrs. Madrid-Boyea** starts with confirming their mailing address due to the paperwork that is being issued after the Council meeting. **Mrs. Peterson** responds with an address in Edna, Texas. **Mrs. Madrid-Boyea** said she will call Mrs. Peterson while she is still in town to pick up her paperwork which will trigger the 60 days that she will have to complete the work. **Mrs. Madrid-Boyea** reiterates that the property has to be left in a clean, flat level. **Mrs. Peterson** asks if they can go in and start to rebuild. **Mrs. Madrid-Boyea** states the structure is not sound according to the Building Inspector. **Mr. Kline** asks if the building in the back has to be torn down as well. **Mrs. Madrid Boyea** answers yes, to her understanding, the Building Inspector inspected both buildings on the property and both buildings on the property are part of the resolution. **Mrs. Madrid-Boyea** said they can confirm if both buildings need to be demolished by making an appointment with the City Building Inspector.

0:25:52 **6. CONSIDER APPROVAL OF RESOLUTION 2023-10, A RESOLUTION REQUIRING THE REMOVAL OF THE RUINS, RUBBISH, WRECKAGE, DEBRIS OR WEEDS AT 1101 W THOMAS STREET OWNER: DALE THOMPSON**

Mrs. Madrid-Boyea explained this Agenda item involves a property located at 1101 W. Thomas Street. She said there is a residence on the property and a large amount of overgrown weeds and grass, as well as junk and debris on the property and in the alley. She said the Eddy County Assessor's office lists Dale Thompson as owning or having an interest in the property and the records of the Eddy County Assessor's list him as living on the property. She said a Notice of Violation was mailed by certified mail to the owner on April 6, 2021, January 12, 2023, and January 26, 2023. She said Code

Enforcement has spoken to the occupants in person on several occasions regarding complaints and the code violations. She states the property has been inspected by City Code Enforcement and the Fire Marshal and they found that the property remains out of compliance with applicable codes. She said the Fire Marshal found that the property presents an extreme fire hazard for responding firefighters and emergency personnel and recommends that the property be cleaned and the weeds, trash, and debris be removed. She said a resolution has been prepared which, if adopted, would require the property owner to remove the rubbish, wreckage, debris, weeds, and ruins to be cleaned within 30 days of service of the resolution.

0:28:08 **Mayor Janway asked if there was a representative of the property present. No one appeared.**

0:28:16 **MOTION**

The motion was made by Councilor Rodriguez and seconded by Councilor Niemeier to approve Resolution 2023-10, a Resolution requiring the removal of the ruins, rubbish, wreckage, debris or weeds at 1101 W Thomas Street Owner: Dale Thompson.

0:28:22 **VOTE**

The vote was as follows: Yes - Chavez, Waters, Carter, Rodriguez, Niemeier, Anaya-Flores; No - None; Absent - Forrest, Walterscheid; the motion carried.

0:28:33 **7. CONSIDER APPROVAL OF RESOLUTION 2023-11, A RESOLUTION REQUIRING THE REMOVAL OF THE RUINS, RUBBISH, WRECKAGE, AND DEBRIS AT 601 NORTH MESQUITE STREET OWNER: MICHAEL BROMKA**

Mrs. Madrid-Boyea explained this property is located at 601 N. Mesquite Street. She said there appears to be a fire damaged structure on the property, as well as a large amount of overgrown weeds, trees, grass and cactus. She said the Eddy County Assessor's office lists Michael Bromka as owning or having an interest in the property and the records of the Eddy County Assessor's list him as living on the property. She said a Notice of Violation was mailed by certified mail to the owner on October 26, 2022. She states the property has been inspected by City Code Enforcement and the Fire Marshal and they found that the property remains out of compliance with applicable codes. She said the Fire Marshal found that the property presents an extreme fire hazard for responding firefighters and emergency personnel and recommends that the property be cleaned and the weeds, dead and damaged trees, and debris be removed. She said a resolution has been prepared which, if adopted, would require the property owner to remove the rubbish, wreckage, debris, weeds, and ruins to be cleaned within 30 days of service of the resolution.

0:30:52 **Mayor Janway asked if there was a representative of the property present. No one appeared.**

0:31:03 **MOTION**

The motion was made by Councilor Chavez and seconded by Councilor Rodriguez to approve Resolution 2023-11, a Resolution requiring the removal of the ruins, rubbish, wreckage, and debris at 601 North Mesquite Street Owner: Michael Bromka.

0:31:11 **VOTE**

The vote was as follows: Yes - Chavez, Waters, Carter, Rodriguez, Niemeier, Anaya-Flores; No - None; Absent - Forrest, Walterscheid; the motion carried.

0:31:27 **8. COUNCIL COMMITTEE REPORTS**

Councilor Chavez states he recently went to the Waste Management Symposium in Phoenix, Arizona. He said there were over 1,700 participants and over 100 vendors. He said he spoke with most of the vendors and it seemed like they all have something tied in with WIPP. He said one thing that came up at the Symposium is WIPP is critical for the national defense and to keep the nation safe.

0:32:49 **Mayor Janway asked if anyone in the audience would like to address the Council. No one appeared.**

0:32:55 **9. ADJOURN**

0:33:01 **MOTION**

The motion was made by Councilor Anaya-Flores and seconded by Councilor Waters to adjourn.

0:33:05 **VOTE**

The vote was as follows: Yes - Chavez, Waters, Carter, Rodriguez, Niemeier, Anaya-Flores; No - None; Absent - Forrest, Walterscheid; the motion carried.

0:33:23 **Adjourn**

There being no further business, the meeting was adjourned at 6:33 p.m.

Dale Janway, Mayor

ATTEST:

Nadine Mireles, City Clerk

CITY OF CARLSBAD
PERSONNEL REPORT

March 28, 2023

APPOINTMENTS:

<u>NAME</u>	<u>DATE</u>	<u>DEPARTMENT</u>	<u>CLASSIFICATION</u>
Margaret Barreras	03/29/23	Police	Patrolman

TERMINATIONS:

<u>NAME</u>	<u>DATE</u>	<u>DEPARTMENT</u>	<u>CLASSIFICATION</u>	<u>REASON</u>
Michael Chabot	03/15/23	Solid Waste	ARC Driver	Declined job
Daniel Chasse	03/22/23	Waste Water	Waste Water Operator 4	Retired
Michael Hensley	03/09/23	Fire	Firefighter Rookie/EMT-B	Resigned
Robert Trautner	03/18/23	Fire	Engineer/EMT-P	Resigned

INTERNAL TRANSFERS AND PROMOTIONS:

<u>NAME</u>	<u>DATE</u>	<u>DEPARTMENT</u>	<u>CLASSIFICATION</u>
Mark Biscaino	03/20/23	Construction	Construction Maintenance 1
George Peterson	03/20/23	Waste Water	Foreman

CITY OF CARLSBAD

RECOMMENDATION FOR EMPLOYMENT

Dale Janway, Mayor

John Lowe, City Administrator

TO: The Honorable Mayor Dale Janway & Members of the City Council

FROM: Chief Shane Skinner

 *A137

SUBJECT: Recommendation for Employment

DATE: 3/22/23

The following applicant has met all pre-employment requirements and is hereby recommended for employment with the City of Carlsbad subject to a pre-hire medical examination:

General Information:

Name: Margaret Barreras Classification/Position: Police Officer

Department: Police

- Regular, Seasonal, Temporary, Full-time, Part-time, On call, Hourly (\$29.24 per hour), Salary (\$ per annum)

Education Level:

- High School Diploma, GED or equivalent, Associates Degree, Bachelors Degree (Howard Payne University), Masters Degree (Grand Canyon University), Other

Employment:

Present or last Employer: Into the Woods
From 2018 to Present Classification: Full Time
Duties: Self Employed Business Owner

Related Experience: 3 years as a Police Officer with El Paso TX PD, 8 months with Tularosa NM PD.

Comments:

CITY OF CARLSBAD

AGENDA BRIEFING MEMORANDUM

Council Meeting Date: 3/28/2023

DEPARTMENT: Municipal Services	BY: Angie Barrios-Testa, Director	DATE: 3/22/2023
---------------------------------------	--	------------------------

AB 3/22/2023

SUBJECT: Amendment to Agreement No. 984 Between the City of Carlsbad and the Southeast New Mexico Community Action Corporation for the Nutritional Meals Program

BACKGROUND, ANALYSIS AND IMPACT: (Safety and Welfare/Financial/Personnel/Infrastructure/etc.)

Southeast New Mexico Community Action Corporation (SNMCAC) is a New Mexico non-profit corporation that provides various services to low-income families in Carlsbad and southeast New Mexico. One of those services is providing its Nutritional Meals Program for the aging community. With the recent move to 120 Kircher St. and with the additional funding received for upgraded commercial kitchen equipment, the lease agreement requires an amendment as follows:

- (1) Change to the new location to 120 Kircher St., Carlsbad, NM 88220
- (2) Update the fair market rental rate based on a new appraisal, and
- (3) Add commercial kitchen equipment and vehicle lease rates for meal delivery and transportation service vehicles.

If approved, SNMCAC will continue to use the portion of the property as a Meals Site for services related to the Nutritional Program and lease City-owned commercial kitchen equipment, and program vehicles. SNMCAC shall continue to provide critical services related to the Nutritional Meals Program including congregate meals; home-delivered meals; transportation of clients (i.e., grocery stores, banks, doctor appointments, and senior centers).

DEPARTMENT RECOMMENDATION: City Council consideration to accept and approve the Amendment to lease agreement between the City of Carlsbad and Southeast NM Community Action Corporation, and to designate Mayor Dale Janway signature authority to sign the amendment and any related documents.

BOARD/COMMISSION/COMMITTEE ACTION:

- | | | | |
|--|--|---|--------------------------------------|
| <input type="checkbox"/> P & Z | <input type="checkbox"/> Lodgers Tax Board | <input type="checkbox"/> Riverwalk Rec Center Board | <input type="checkbox"/> APPROVED |
| <input type="checkbox"/> Museum Board | <input type="checkbox"/> San Jose Board | <input type="checkbox"/> Water Board | <input type="checkbox"/> DISAPPROVED |
| <input type="checkbox"/> Library Board | <input type="checkbox"/> N. Mesa Board | <input type="checkbox"/> Beautification Committee | |

Reviewed by: City Administrator: /s/John Lowe	Date: 03/23/2023
---	-------------------------

AMENDMENT TO THE
AGREEMENT BETWEEN THE CITY OF CARLSBAD AND
SOUTHEAST NM COMMUNITY ACTION CORPORATION FOR THE
LEASE OF PROPERTY FOR USE AS A MEALS PROGRAM SITE

THIS AMENDMENT No. 1 to the AGREEMENT is entered into at Carlsbad, New Mexico, this ___ day of _____, 2023, by and between the CITY OF CARLSBAD, New Mexico, a municipal corporation, hereinafter referred to as "City" and SOUTHEAST NM COMMUNITY ACTION CORPORATION, a New Mexico domestic non-profit corporation, hereinafter referred to as "SNMCAC", (formally referred to as "SENMCAC").

WHEREAS, the City of Carlsbad has completed the planned renovations to the building and property located at 120 Kircher Street, in Carlsbad, in the State of New Mexico; and

WHEREAS, the operation of the senior center under the existing agreement was moved from 2814 San Jose Boulevard to the newly renovated building located at 120 Kircher Street as of June 2022,

WHEREAS, the City Council previously approved a name change for the senior center from the San Jose Senior Center to the Alejandro Ruiz Senior Center; and

WHEREAS, the City hired a qualified appraiser to provide a new appraisal report to the City for the portion of the new Center to be leased to SNMCAC; and

WHEREAS, the qualified appraiser found the newly renovated property to be appraised at \$5,705,000, and also determined that the annual fair market rental rate is \$64,786 for a full-service term which equates to monthly payments of \$5,399; and

WHEREAS, SNMCAC has agreed to pay the City the updated appraised fair market rent either with cash, with approved services, or with a combination of both; and

WHEREAS, SNMCAC finds it more and more challenging in the current economic state to find funding sources to replace, repair, and upgrade commercial kitchen equipment and transportation and delivery vehicles; and

WHEREAS, the City wants to ensure the program which services one of the most vulnerable populations of the community with the opportunity to operate with the most energy and cost-efficient, and reliable kitchen equipment, and vehicles in order to provide uninterrupted and quality services to the seniors who heavily rely on the Nutritional Meals program for health, wellness, and quality of life; and

WHEREAS, the City has agreed to be a fiscal agent for SNMCAC on capital outlay funding from the New Mexico legislature in order to continue making building improvements as well as to acquire upgraded commercial kitchen, transportation, and delivery equipment and vehicles as funding is made available; and

WHEREAS, SNMCAC agrees to pay an established rental for equipment purchased by the City of Carlsbad through grant funding for the use of the Nutritional Meals Program; and

WHEREAS, the parties wish to amend this contract to change the meal site location, change the senior center name, and add the newly acquired equipment as part of the operating and lease agreement.

NOW, THEREFORE, FOR THE CONSIDERATION SPECIFIED HEREIN, THE PARTIES AGREE AS FOLLOWS:

1. Agreement. The Agreement between the City and SNMCAC for the provision of the Nutritional Meals Program at the facility dated February 27, 2019, is to be amended as stated herein and is incorporated and made a part of this Agreement.
2. Terms & Conditions. This amendment shall be under the same terms and conditions except as amended herein, and the parties shall have the same rights and responsibilities as in the attached Agreement.
3. Captions. The captions of any articles, paragraphs or sections hereof are made for convenience only and shall not control or affect the meaning or construction of any of the provisions thereof.
4. Exhibits. Any instrument or document attached to or referred to by this amendment shall constitute a part hereof as though set forth in full in the body of this agreement, whether made a part hereof by reference or whether made a part hereof by attachment.

ORDINANCE NO. 2019- 09

AN ORDINANCE AUTHORIZING THE LEASE OF A PORTION OF THE PROPERTY COMMONLY KNOWN AS THE SAN JOSE SENIOR CENTER, 2814 SAN JOSE BOULEVARD, CARLSBAD, NEW MEXICO, TO THE SOUTHEAST NEW MEXICO COMMUNITY ACTION CORPORATION FOR USE AS A MEAL SITE.

WHEREAS, the City of Carlsbad is the owner of the San Jose Senior Center building located at 2814 San Jose Boulevard, Carlsbad, New Mexico, hereinafter referred to as the "Center"; and

WHEREAS, the Center is intended to provide a variety of services to senior citizens in the Carlsbad area; and

WHEREAS, the Southeast NM Community Action Corporation, hereinafter "SENMCAC", is a New Mexico non-profit corporation which provides various services to low income families in Carlsbad and southeast New Mexico; and

WHEREAS, for a number of years, SENMCAC has used a portion of the Center as its Meal Site at which it provides its Nutritional Program for residents of Carlsbad who are sixty years of age or older; and

WHEREAS, a qualified appraiser has submitted a written appraisal to the City in which the portion of the Center to be leased to SENMCAC was found to have an appraised value of Seventy-Three Thousand Five Hundred Dollars (\$73,500); and

WHEREAS, the qualified appraiser has determined that the fair market rental of the portion of the Center to be leased to SENMCAC is Five Thousand Six Hundred Dollars (\$5,600); and

WHEREAS, SENMCAC has agreed to pay the City the appraised fair market rent either with cash, with approved services, or with a combination of both; and

WHEREAS, the Governing Body of the City of Carlsbad believes it would be beneficial to the community to renew the lease with SENMCAC for the provision of its Nutritional Program services to senior adults at a portion of the Center; and

WHEREAS, the City has published notice of this lease prior to the consideration of this Ordinance as required by NMSA 1978, Sec. 3-54-1(D), (1999).

NOW, THEREFORE, be it ordained by the Governing Body of the City of Carlsbad that:

1. The lease of a portion of the San Jose Senior Center, upon the terms and conditions set forth in Exhibit "A", incorporated herein by reference, is hereby approved.
2. The Southeast NM Community Action Corporation shall have the use of that portion of the Center as its Meal Site for its Nutritional Program.
3. The Southeast NM Community Action Corporation shall compensate the City of Carlsbad in an amount equal to the monthly fair market rental in the manner set forth in Exhibit "A".
4. The Mayor and City Administrator are authorized to execute all documents necessary to implement the terms of this ordinance.
5. Notice shall be published pursuant to the terms of NMSA 1978, Sec. 3-54-1 (1999).

DONE AND APPROVED this 26th day of February, 2019.



ATTEST:

Nadene Miles
CITY CLERK

Dale Janway
DALE JANWAY, MAYOR

**AGREEMENT BETWEEN THE CITY OF CARLSBAD AND
THE SOUTHEAST NM COMMUNITY ACTION CORPORATION
FOR THE LEASE OF A PORTION OF THE PROPERTY
COMMONLY KNOWN AS THE SAN JOSE SENIOR CENTER,
2814 SAN JOSE BOULEVARD, FOR USE AS A MEAL SITE**

1 THIS AGREEMENT is entered into this 2nd day of February, 2019, between the CITY
2 OF CARLSBAD, New Mexico, a municipal corporation (hereinafter referred to as "City"), and the
3 SOUTHEAST NM COMMUNITY ACTION CORPORATION, a New Mexico domestic nonprofit
4 corporation, (hereinafter referred to as "Corporation").

5
6 WHEREAS, the City of Carlsbad is the owner of the San Jose Senior Center building located
7 at 2814 San Jose Boulevard, Carlsbad, New Mexico, hereinafter referred to as the "Center"; and

8
9 WHEREAS, the Center is intended to provide a variety of services to senior citizens in the
10 Carlsbad area; and

11
12 WHEREAS, the Southeast NM Community Action Corporation, hereinafter "Corporation",
13 is a New Mexico non-profit corporation which provides various services to low income families in
14 Carlsbad and southeast New Mexico; and

15
16 WHEREAS, for a number of years, the Corporation has used a portion of the Center as its
17 Meal Site at which it provides its Nutritional Program for residents of Carlsbad who are sixty years
18 of age or older; and

19
20 WHEREAS, the City believes that it would be beneficial to the community to contract with
21 the Corporation for the provision of such services to local residents.

22
23 NOW THEREFORE, the parties agree to the following terms and conditions:

24
25 1. **Premises Description.** Upon the Corporation's performance of the covenants of this
26 Agreement, the City hereby agrees to lease to the Corporation and the Corporation agrees to lease
27 from the City a portion of the property commonly known as 2814 San Jose Boulevard, Carlsbad,
28 New Mexico, along with the improvements, fixtures, and appurtenances thereon and all furnishings
29 and appliances as shown on the attached Exhibit "1". Said property, building, improvements,
30 fixtures, appurtenances, furnishings, and appliances thereto are hereinafter referred to as the
31 "Premises".

32
33 2. **As Is Condition of the Premises.** The Corporation has operated its Meal Site program at
34 the Premises for approximately twenty-five (25) years. Prior to the commencement of this
35 Agreement, the Corporation has fully examined and inspected the Premises, and all buildings,
36 improvements, fixtures, appurtenances, furnishings, and appliances. The Corporation accepts the
37 Premises, with such buildings, improvements, fixtures, appurtenances, furnishings, and appliances
38 in their existing condition and state of repair. The Corporation accepts them in an **AS IS**
39 **CONDITION**. The Corporation agrees that no representations, statements, or warranties, express

1 or implied, have been made by or on behalf of the City in any respect thereto, including, but not
2 limited to their suitability for any purpose, and the City shall in no event be liable for any latent
3 defects.

4
5 **3. Use of the Premises.**

6 **A. Permitted Use.** The Corporation shall have the use of the Premises solely as a Meal
7 Site for the purpose of providing its Nutritional Program for residents of Carlsbad who are
8 sixty (60) years old or older. The Corporation shall not engage in any activity that is not
9 directly related to that permitted use without obtaining the prior written approval of the City.
10 Such additional authorized uses, if any, shall be subject to such terms and conditions as may
11 be set forth in the written approval. In the event this covenant is breached in any manner, the
12 Corporation shall immediately notify the City in writing. The Corporation's permitted
13 Nutritional Program activities, may include:

14 i. Food fund raisers and catering fund raisers and two minor fund raisers, such
15 as raffles. Such fund raising activities shall be approved by the City and shall not
16 conflict with or interfere with normal Center operations and activities. Alcoholic
17 beverages shall not be allowed or served at any activity.

18 ii. Services related to the Nutritional Program such as congregate meals; home-
19 delivered meals; transportation of clients to places such as grocery stores, banks,
20 doctor appointments, and senior centers; light housekeeping chores for clients such
21 as dishwashing, dusting, mopping, and changing sheets; and information referral,
22 outreach, client assessments, and home visits provided that such activities do not
23 require additional space at the Center and are not in conflict with regularly scheduled
24 programs.

25 iii. Keeping a small metal building on Center property for the storage of materials
26 and supplies used as part of the services provided by the Corporation pursuant to this
27 Agreement. The building shall be kept in compliance with all applicable laws,
28 ordinances, and regulations. The Corporation shall be responsible for all
29 maintenance and upkeep of the metal building, and insuring it, if the Corporation
30 wishes to have such insurance. The City will not be responsible for any damage to
31 or destruction of the metal building.

32 **B. Operating Hours.** The Corporation understands that if any of its programs require
33 use of the Center outside of the Center's normal operating hours, the Corporation shall be
34 responsible for cleaning of the Center during and after these activities and shall be
35 responsible for any damage or loss of City property or equipment. City personnel will not
36 be made available for after hours activities.

37 **C. Applicable Laws.** Every use by the Corporation of the Center, including all
38 furnishings, fixtures, appliances, improvements, buildings, and appurtenances thereon, shall
39 be consistent with all applicable laws, ordinances, covenants, rules, regulations, and policies
40 as they are now and as they may be made or amended from time to time.

41 **D. Safe Condition.** The Corporation shall not allow or permit anyone to use any portion
42 of the Premises that is not in a safe and usable condition.

1 E. **Hazards and Interference.** No use of the Center shall in any manner constitute a
2 hazard or interference with the rights and privileges of other persons, firms, or entities using
3 the surrounding public and private property.
4

5 4. **Advisory Board.** The Corporation understands that the San Jose Senior Recreation Center
6 Advisory Board was created by the Carlsbad City Council to promulgate rules and regulations for
7 the operation, management, care and custody of the Center and its facilities, subject to the approval
8 of the City Council. From time to time, the City may adopt and enforce reasonable rules and
9 regulations designed to facilitate the safe and orderly operation of the Center. The Corporation
10 agrees to observe and obey such rules and regulations
11

12 5. **Lease Date.** The term of this Agreement shall be for five (5) years beginning the 27th day
13 of February 2019, and terminating on the 27th day of February 2024. Upon
14 the mutual agreement of the parties, this agreement may be renewed for one (1) additional five (5)
15 year term.
16

17 6. **Compensation.**

18 A. **Rent.** As compensation for the use of the Premises, the Corporation shall pay the
19 City the appraised fair market value rent of Five Thousand Six Hundred Dollars per year
20 (\$5,600/year) or Four Hundred Sixty Six Dollars and 67/100ths per month (\$466.67/month)
21 as set forth in appraisal attached hereto as Exhibit "2". The Rent shall be due on or before
22 the fifteenth day of each month. Rent shall be paid to P.O. Box 1569, Carlsbad, NM 88221-
23 1569, Attention City Finance Director, or such other place or person as the City may direct
24 in writing.

25 B. **Cash or In-Kind.** The Corporation shall pay the rent either in cash or by providing
26 in-kind services valued at not less than the fair market annual rent, or a combination of both
27 cash and in-kind services. The value of the in-kind services shall be calculated pursuant to
28 the accounting matrix set forth in Exhibit "3" attached hereto or similar matrix as may be
29 mutually agreed to by the Parties. The unit value of the designated in-kind services may be
30 changed from time to time with the written consent of both Parties, provided that the value
31 of all in-kind services shall be established wherever possible based upon comparable
32 marketplace values of similar services. The Corporation shall exclude from the value of any
33 services provided in lieu of cash rent:

34 i. The amount of any government subsidy or funding, if any, the Corporation
35 receives for those services; and

36 ii. The amount of payments, if any, the Corporation receives on behalf of the
37 recipients of the service to receive those services.

38 The Corporation may receive carryover credit for any month in which the value of in-kind
39 services exceeds the monthly fair market rent of the Premises. The amount of such carryover
40 credit shall be the amount by which in-kind services exceeds the fair market rent, provided,
41 however, that the City shall not, under any circumstances, be obligated to reimburse the
42 Corporation for or otherwise be liable for the value of such excess services. Furthermore,
43 and without in any way limiting the foregoing, carryover credit will expire one year after it

1 is accrued, and in the event of the termination of this Agreement, the Corporation shall forfeit
2 any accrued but unapplied credits. In the event that the value of in-kind services does not
3 equal or exceed the fair market annual rent at the end of any twelve (12) month period, the
4 Corporation shall pay the difference to the City in cash not later than thirty (30) days after
5 the end of that twelve (12) month period.

6 C. **Cash.** Should the Corporation elect to pay the rent in cash, such rent shall be paid
7 monthly and in advance on or before the fifteen day of each month.

8 D. **Monthly Report.** By the 15th of each month, the Corporation shall provide the City
9 with an accounting of the services rendered by it to the citizens of the city of Carlsbad and
10 the surrounding area during the prior month. The report shall be in the format and contain
11 the information set forth above, as well as such other information as may be required by the
12 City to determine the Corporation's performance under this agreement.

13 E. **Annual Report.** The Corporation shall, by January 5th of each year, submit to the
14 City a written report itemizing the services rendered by it to the citizens of the City of
15 Carlsbad and the surrounding area during the previous calendar year. The report shall be in
16 the format and contain the information described in paragraph 6D, above.

17
18 7. **Additions, Alterations, and Improvements.** No addition, alteration, improvement,
19 construction, repair, installation, or demolition on the Premises shall be done without the prior
20 written consent of the City. All such activity shall be performed in a workman like manner. Other
21 conditions with respect to additions, alterations, improvements, construction, repairs, installations,
22 or demolitions are as follows:

23 A. **City Approval.** The plans and specifications for any such activity shall be submitted
24 to the City Administrator for written approval prior to commencing such activity;

25 B. **Filing.** Before commencement of any such activity, all plans and specifications shall
26 be filed with, approved by, and permitted by all governmental departments and authorities
27 having jurisdiction and shall comply with all applicable covenants;

28 C. **Licensed Contractors.** All such activity shall be done by appropriately licensed
29 contractors in accordance with all applicable laws, rules, and regulations;

30 D. **Property of City.** All alterations, additions, improvements, construction, repairs, and
31 installations on or in the Premises at the commencement of this Agreement and that may be
32 erected or installed during the term of this Agreement shall become a part of the Premises
33 and the sole property of the City, except that all moveable personalty and furnishings
34 installed and owned by the Corporation shall be and remain the property of the Corporation.
35 Such personalty and furnishings shall be removed by the Corporation at the termination of
36 this Agreement so long as such removal will not harm the structure or cause unreasonable
37 damage to the Premises or facility. Any personalty or furnishings which cannot or are not
38 removed within thirty (30) days of the termination of this Agreement shall, at the City's sole
39 discretion, become the sole property of the City, and the Corporation waives all claims for
40 payment or offset thereof.

41
42 8. **Signs.** No sign shall be erected or maintained by the Corporation except in compliance with
43 all applicable laws, ordinances, codes, covenants, rules, regulations, and policies. Prior to erection
44 of a sign, the Corporation shall obtain written approval from the City Administrator.

- 1 9. **Taxes, Licenses, and Permits.** The Corporation shall be solely responsible for:
- 2 A. **Taxes.** The timely payment of any and all taxes, if any, which may be assessed
- 3 against equipment, merchandise, or other property belonging to the Corporation located on
- 4 the Premises. In the event any real estate taxes are assessed against the Property or
- 5 improvements on the Premises, during the term of this Agreement, such taxes shall be paid
- 6 by the Corporation.
- 7 B. **Licenses and Permits.** Obtaining and paying for all licenses, permits, certifications,
- 8 fees, or other authorizations or charges as required under federal, state, or local laws,
- 9 ordinances, codes, rules, regulations, or policies insofar as they are necessary to comply with
- 10 the requirements of this Agreement and the privileges extended hereunder.
- 11
- 12 10. **Janitorial Service and Utilities.** The janitorial services provided by the City shall be
- 13 scheduled so to ensure optimum availability during scheduled meal times and proper maintenance
- 14 and cleanliness of the dining area. The City shall pay all reasonable utility costs.
- 15
- 16 11. **Storage of Materials.** Storage or disposal on the Premises or at the Center of any materials
- 17 or waste defined as hazardous or toxic by local, state, or federal ordinances, laws, codes, rules, or
- 18 regulations shall be strictly prohibited except with the prior written permission of the City.
- 19
- 20 12. **Compliance with Laws.** The Corporation shall comply with all applicable local, state, and
- 21 federal laws, rules, regulations, and policies, whether currently in effect or adopted hereafter,
- 22 including, but not limited to, all New Mexico Environmental Department rules and regulations. The
- 23 Corporation shall obtain and maintain any and all permits, licenses, or certifications that may be
- 24 necessary to carry out the operations contemplated by this Agreement. In the event the Corporation
- 25 should cease to be properly permitted, licensed, or certified, it shall immediately inform the City.
- 26 Within five (5) days of ceasing to be properly permitted, licensed, or certified, the Corporation shall
- 27 also notify the City in writing of that event. The Corporation shall require all its employees, officers,
- 28 and agents, to comply with all applicable local, state, and federal laws, rules, regulations, and
- 29 policies.
- 30
- 31 13. **Corporation Insurance.** During the term of this Agreement and for any further time that
- 32 the Corporation shall hold the Premises, the Corporation shall obtain and continuously maintain at
- 33 its expense the following types of insurance, at a minimum:
- 34 A. **Public Liability Insurance.** General public liability insurance which names the City
- 35 as an additional insured in an amount of not less than two million dollars (\$2,000,000.00)
- 36 and which provides coverage against property damage, bodily injury, and wrongful death.
- 37 The Corporation shall also provide the City with a Certificate of Insurance upon each
- 38 renewal of such insurance. Should such insurance terminate or be cancelled, the Corporation
- 39 shall immediately inform the City and all activities at the Premises shall cease.
- 40 B. **Fire and Casualty.** The Corporation may, at its discretion, obtain and maintain at
- 41 its own expense fire and extended coverage for all contents, personal property, equipment,
- 42 furniture, or fixtures owned by the Corporation. The Corporation knows and understands
- 43 that the City will not insure any contents, personal property, equipment, furniture, or fixtures
- 44 not owned by the City.

1 **C. Certificates of Insurance.** All insurance shall be with a company or companies
2 licensed and authorized to do business in the State of New Mexico. Prior to the execution
3 of this Agreement, the Corporation shall provide the City Administrator with a Certificate
4 or Certificates of Insurance reflecting the coverages specified herein and naming the City as
5 an additional insured. The Corporation shall provide the City Administrator with written
6 notice of any change thereof, and furnish to the City Administrator evidence of acquirement
7 of a substitute thereof, and payment of the premium thereof. The Corporation shall also
8 provide the City with a current Certificate of Insurance upon each renewal of the above-
9 required insurance coverages. Should any such insurance terminate or be cancelled, the
10 Corporation shall immediately inform the City and all activities at the Premises shall cease.
11 If the Corporation should fail to maintain such insurance coverage or coverages, then the City
12 may, at its sole discretion, obtain such insurance to insure its interests. If the City does so,
13 the Corporation shall reimburse the City in cash for all fees, costs, and expenses incurred by
14 the City.

15
16 **14. Tort Claims Act.** The City and its “public employees,” as defined in the New Mexico Tort
17 Claims Act, do not waive any sovereign immunity, defense, or limitation of liability pursuant to law.
18 No provision of this Agreement modified and/or waives any provision of the New Mexico Tort
19 Claims Act.

20
21 **15. Indemnity.** The Corporation shall save, indemnify, and hold harmless the City, its officers,
22 directors, employees, and agents and shall provide such assistance as the City may require, with
23 respect to any and all claims, lawsuits, damages, losses, and expenses of every kind, together with
24 any attorneys’ fees and litigation costs, made by or on behalf of any person or entity arising out of
25 or in any manner associated with this Agreement.

26
27 **16. Release of Liability.** The City shall not be responsible for any personal injury, death, or
28 property damage to the Corporation, its agents, employees, representatives, or assigns, nor shall the
29 City be liable to the Corporation for any loss or damage to the Corporation’s personal property,
30 equipment, furniture, or fixtures arising from any cause or causes whatsoever during the term of this
31 Agreement, or during any further time that the Corporation shall hold the Premises.

32
33 **17. Assignment, Mortgage, or Sublease.** Neither the Corporation nor its successors or assigns,
34 if any, shall assign, mortgage, pledge, or encumber this agreement or sublet the Premises in whole
35 or in part or permit the Premises to be used or occupied by others, nor shall this lease be assigned
36 or transferred by operation of law without the prior written consent of the City in each instance. If
37 there is an approved assignment, the Corporation shall continue to be liable hereunder in accordance
38 with the terms and conditions of this Agreement and shall not be released from the performance of
39 the terms and conditions hereof. The consent by the City to an assignment, mortgage, pledge, or
40 transfer shall not be construed to relieve the Corporation from obtaining the express written consent
41 of the City to any future transfer of interest.

1 18. **Annual Financial Reports.** During the term of this Agreement and for any further time that
2 the Corporation shall hold the Premises or any portion of it, the Corporation shall provide the City
3 with a fully and complete annual financial report and, if audited, the Corporation shall provide the
4 City with a full and complete copy of the audit.

5
6 19. **Right of Access.** The City shall have the right, upon reasonable oral notice, to enter the
7 Premises and to inspect or to have a third party enter and inspect the Premises and all fixtures,
8 appliances, improvements, improvements, buildings, and appurtenances.

9
10 20. **Waiver.** The failure of the City to insist upon strict performance of any of the terms and
11 conditions hereof shall be deemed a waiver of the rights or remedies that the City may have
12 regarding that specific instance only, and shall not be deemed a waiver of any subsequent breach or
13 default in any term or condition.

14
15 21. **Termination.** Either party may terminate this Agreement without cause by providing the
16 other party with written notice of its intention to terminate this Agreement at least sixty (60) days
17 prior to the termination date.

18
19 22. **Surrender of Possession.** The Corporation shall on the last day of the term or on earlier
20 termination and forfeiture of this Agreement, peaceably and quietly surrender and deliver the
21 Premises to the City free of subtenancies, including all buildings, additions, and improvements
22 constructed or placed thereon by the Corporation, except movable personalty and furnishings, all in
23 good condition and repair. Any such personalty or furnishings, if not removed within thirty (30)
24 days of the termination of this Agreement, if the City shall so elect, shall be deemed abandoned and
25 become the property of the City without any payment or offset thereof.

26
27 23. **Default or Breach.** Each of the following events shall constitute a default or breach of this
28 Agreement:

29 A. **Bankruptcy Filing.** If the Corporation, during the term of this Agreement, shall file
30 a petition in bankruptcy or insolvency or for reorganization under any bankruptcy act, or shall
31 voluntarily take advantage of any such act by answer or otherwise, or shall make an
32 assignment for the benefit of creditors.

33 B. **Involuntary Proceedings.** If involuntary proceedings under any bankruptcy law or
34 insolvency act shall be instituted against the Corporation, or if a receiver or trustee shall be
35 appointed for all or substantially all of the property of the Corporation and such proceedings
36 shall not be dismissed or the receivership or trusteeship vacated within sixty (60) days after
37 the institution or appointment.

38 C. **Loss of Nonprofit Corporate Status.** If the Corporation ceases to be a New Mexico
39 nonprofit corporation in good standing with the New Mexico Public Regulation Commission
40 or the Commission's successor agency.

41 D. **Failure to Comply.** If the Corporation fails to perform or comply with any of the
42 conditions of this Agreement, and if the nonperformance or noncompliance shall continue
43 for a period of thirty (30) days after notice thereof, or, if the performance or compliance
44 cannot be reasonably had within the thirty (30) day period, and the Corporation shall not in

1 good faith have commenced performance within the thirty (30) day period and then diligently
2 proceeded to completion of performance.

3 E. **Transfer of Agreement.** If this Agreement shall be transferred to or shall pass to or
4 devolve to any other person or party, except in the manner specified herein.

5 F. **Vacation of Premises.** If the Corporation shall vacate or abandon the Premises.
6

7 24. **Effect of Default.** In the event of default hereunder as set forth in this Agreement, the rights
8 of the City shall be as follows:

9 A. **Termination.** The City shall have the right to cancel and terminate this Agreement.
10 On expiration of the time fixed in the notice, this Agreement and all rights, title, and interest
11 of the Corporation hereunder shall terminate in the same manner and with the same force and
12 effect, except as to the Corporation's liability, as if the date fixed in the notice of cancellation
13 and termination were the end of the term herein originally determined.

14 B. **Correction by City.** The City may elect, but shall not be obligated to make any
15 payment required of the Corporation herein or to comply with any agreement, term, or
16 condition required hereby to be performed by the Corporation. The City shall have the right
17 to direct or remedy any such default. Any expenditure for correction by the City shall not
18 be deemed to waive or release the default of the Corporation or the right of the City to take
19 any action as may be otherwise permissible or to seek other remedy under the law.

20 C. **Other Remedies.** The City may pursue any other remedy available at law or in
21 equity. No right or remedy is exclusive of any other provided herein or permitted by law or
22 equity. All such rights and remedies shall be cumulative and may be enforced concurrently
23 or individually.
24

25 25. **Notice.** All notices permitted or required by the terms of this Agreement shall be in writing
26 and be deemed to have been duly given and delivered, if mailed, certified postage prepaid:

27 If to the City:

28 City of Carlsbad
29 c/o City Administrator
30 P.O. Box 1569
31 Carlsbad, NM 88221-1569

If to the Corporation:

Southeast NM Community Action Corporation
c/o Executive Director
1915 San Jose Blvd
Carlsbad, NM 88220

32 The parties shall notify each other in writing of any change names or addresses listed above.
33

34 26. **Independent Contractor.** The Corporation and its employees, officers, and agents are
35 independent contractors and are not employees of the City. The Corporation and its employees,
36 officers, and agents shall not accrue leave, retirement, insurance, bonding, use of City vehicles, or
37 any other benefits afforded to the employees of the City of Carlsbad as a result of this Agreement.
38

39 27. **Workers' Compensation.** The Corporation agrees to comply with any and all applicable
40 state laws, rules, and regulations regarding workers' compensation benefits for its employees.
41 Should the Corporation fail to comply with the Workers' Compensation Act and applicable rules
42 when required to do so, this Agreement may be terminated by the City.
43

1 28. **Entirety of Agreement.** This Agreement incorporates all the agreements, covenants, and
2 understandings between the parties hereto concerning the subject matter hereof, and all such
3 covenants, agreements, and understandings have been merged into this written Agreement. No prior
4 agreement or understanding, verbal or otherwise, of the parties or their agents shall be valid or
5 enforceable unless embodied in this Agreement. The parties expressly waive any other or further
6 representations, warranties, or agreements not set forth in this document. This Agreement cannot
7 be changed except by a written instrument subsequently executed with the same formalities as with
8 this Agreement.

9
10 29. **Successors and Assigns.** This Agreement and all terms, covenants, conditions, and
11 agreements contained herein shall be binding upon and shall inure to the benefit of the heirs, legal
12 representatives, successors, and assigns of the parties.

13
14 30. **Limits of Authority.** The Corporation agrees not to purport to bind the City, unless the
15 Corporation has express written authority to do so, and then only within the strict limits of that
16 authority.

17
18 31. **New Mexico Law and Venue.** The parties agree this Agreement shall be construed and
19 controlled by the laws of the state of New Mexico. The parties further agree that any legal action
20 arising out of this Agreement shall be brought in the District Court of Eddy County, New Mexico
21 for the Fifth Judicial District. The parties expressly consent to both in personam and subject matter
22 jurisdiction of the Eddy County District Court and agree that venue shall properly lie in the Eddy
23 County, New Mexico District Court.

24
25 32. **ARBITRATION.** SHOULD ANY DISPUTE ARISE BETWEEN THE PARTIES IN
26 CONNECTION WITH THE AGREEMENT AND IF SUCH DISPUTE CANNOT BE RESOLVED
27 BY DISCUSSION BETWEEN THE PARTIES, THE PARTIES AGREE TO SUBMIT THE
28 UNRESOLVED DISPUTE TO ARBITRATION IN LIEU OF LITIGATION.

29
30 33. **WAIVER OF JURY TRIAL.** THE PARTIES HEREBY WAIVE THE RIGHT TO A
31 JURY TRIAL ON ANY ISSUE ARISING OUT OF OR RELATING, DIRECTLY OR
32 INDIRECTLY, TO THIS AGREEMENT OR THE TRANSACTIONS CONTEMPLATED
33 HEREBY.

34
35 34. **Captions.** The captions of any articles, paragraphs, or sections hereof are made for
36 convenience only and shall not control or affect the meaning or construction of any of the provisions
37 hereof.

38
39 35. **Exhibits.** Any instrument or document made and attached to this Agreement shall constitute
40 a part hereof as though set forth in full in the body of this Agreement, whether made a part hereof
41 by reference or whether made a part hereof by attachment.

EXHIBIT "1"

SKETCH/AREA TABLE ADDENDUM

SUBJECT

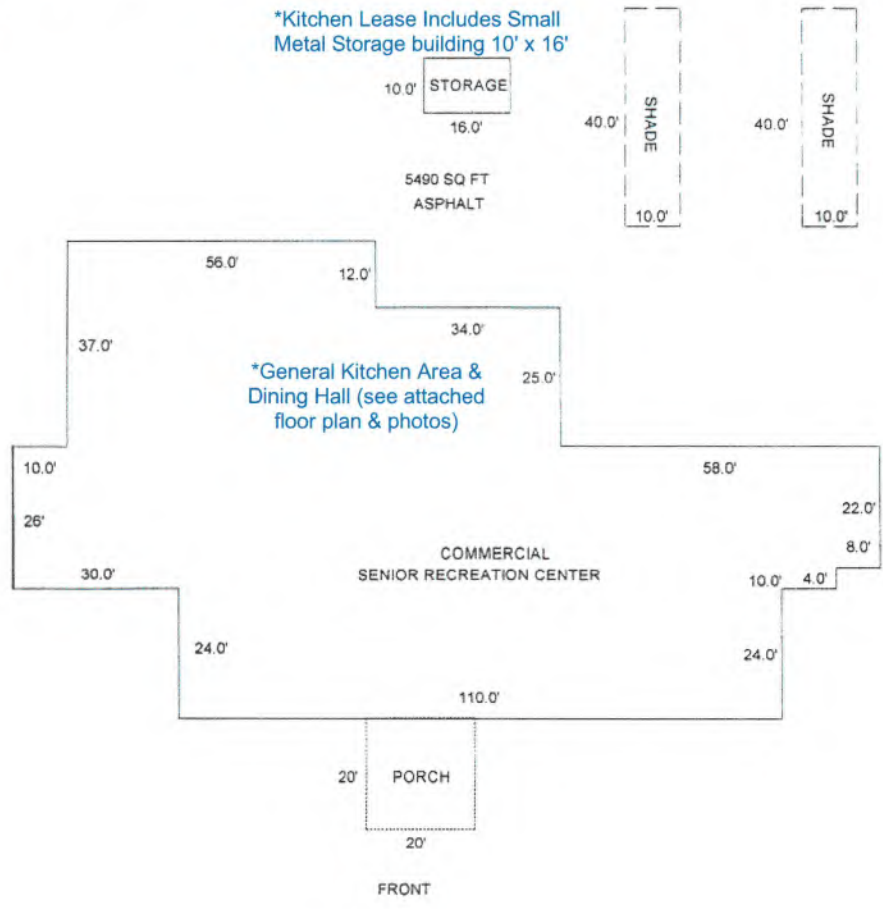
Property Address **1812 SAN JOSE**

MAP # **264-SR6-18**

SUBDIVISION **SOUTHRIDGE BK 6**

DESCRIPTION

IMPROVEMENTS SKETCH



Comments:

Scale: 1" = 40'

AREA CALCULATIONS SUMMARY

Code	Description	Factor	Net Size	Perimeter	Net Totals
GLA1	First Floor	1.00	9638.00	490.0	9638.00
P_P	PORCH	1.00	400.00	80.0	400.00
STR	Storage	1.00	160.00	52.0	160.00
Shade	Shade	1.00	400.00	100.0	
	Shade	1.00	400.00	100.0	800.00

Comment Table 1

--

IONS

SAN JOSE SENIOR RECREATION CENTER FIRE ESCAPE PLAN

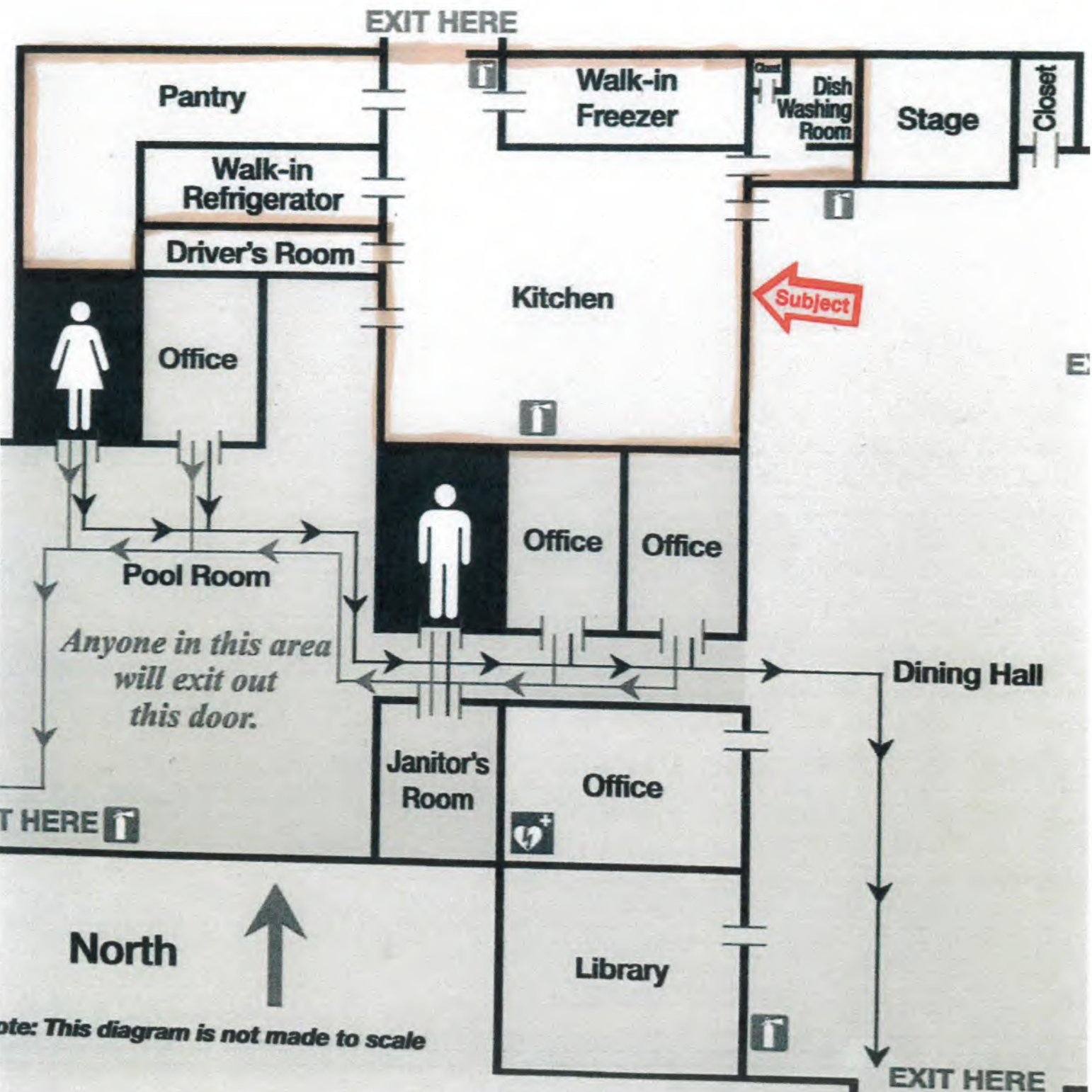


EXHIBIT "2"

June 10, 2018

City of Carlsbad
P. O. Box 1659
Carlsbad, NM 88221-1659

Dear Sir:

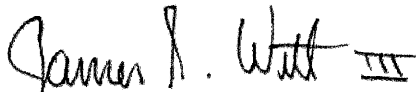
Pursuant to your request, I have completed a study to determine the market rent for property belonging to the City of Carlsbad, New Mexico, which is located at 2814 San Jose Boulevard, Carlsbad, New Mexico. The subject property will be more particularly described in the body of this report.

I inspected the property on May 23, 2018.

As a result of this study, it is my opinion that the market rent for the subject area of building is \$73,500.00.

This report is an addendum to the market rent report already completed on the subject property.

Respectfully submitted,



James S. Witt III, I.F.A.S., M.N.A.A.
New Mexico Certified
General Appraiser #170-G

JSW:mjp

Attachments

JIM WITT & ASSOCIATES

Phone (575) 887-1141

Post Office Box 1279 • Loving, New Mexico 88256

June 10, 2018

City of Carlsbad
P. O. Box 1659
Carlsbad, NM 88221-1659

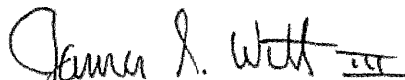
Dear Sir:

Pursuant to your request, I have completed a study to determine the market rent for property belonging to the City of Carlsbad, New Mexico, which is located at 2814 San Jose Boulevard, Carlsbad, New Mexico. The subject property will be more particularly described in the body of this report.

I inspected the property on May 23, 2018.

As a result of this study, it is my opinion that the market rent for the subject property is \$5,600.00 net per year, or \$466.67 net per month.

Respectfully submitted,



James S. Witt III, I.F.A.S., M.N.A.A.
New Mexico Certified
General Appraiser #170-G

JSW:mjp

Attachments

JIM WITT & ASSOCIATES

Phone (575) 887-1141

Post Office Box 1279 • Loving, New Mexico 88256

EXHIBIT “3”

The value of the in-kind services shall be calculated pursuant to the following accounting matrix

Type of Service	Value of Service /Unit	Units of Service Provided for (Month, Year)	Total Value Provided for (Month, Year)
Congregate Meals	\$8.00		
Home Delivered Meals	\$7.25		
Transportation	\$9.00		
		Subtotal	
		Minus Government Funding	
		Total Value Applied to Rent	
		Fair Market (Month, Year) Rent	\$5,600.00/\$466.67
		Difference	
		Carryover or (Amount Due)	



MONTHLY REPORT: February



Community Development

Ted Cordova
Director

Total Patrons Served: 6,439

MONTHLY WORK REPORT

DEPARTMENT: GOLF COURSE	MONTH: FEBRUARY
NO. OF EMPLOYEES: 5 FULL TIME	NO. OF DAYS IN MONTH: 28
HOLIDAYS THIS MONTH: 0	NO. OF WORK DAYS THIS MONTH: 20

ROUNDS PLAYED: FEBRUARY 2023: 1,736 ROUNDS UP 13 OVER FEBRUARY 2022

WEEKLY ROUTINE TASKS

NON-ROUTINE TASKS

<p>1. MOWING</p> <ul style="list-style-type: none">• Fairways• Tees• Fringes• Greens(including rolling)• Rough• Weedeating <p>2. IRRIGATION</p> <ul style="list-style-type: none">• Clean Sprinklers• Troubleshoot Valves• Fix Leaks• Water Dry Spots with Hoses <p>3. SETUP</p> <ul style="list-style-type: none">• Cup Setting• Blow Debris Off Greens• Pick Up Tree Limbs• Pick Up Trash <p>4. FACILITY MAINTENANCE</p> <ul style="list-style-type: none">• Clean Bathrooms• Clean Shop	<p>1. Spray Fairways</p> <p>2. Spray Greens</p> <p>3. Overseed Tee Boxes</p> <p>4. Clean Riverwalk</p> <p>5. Trim Trees</p> <p>6. Spray Weeds</p>
TOTAL GOLF COURSE HOURS= 80	

Airport Monthly Report

February 2023

Airport Employees

Airport Manager, Airport Foreman, Two (2) Airport Operations Specialists

Daily: Monday – Sunday

- Daylight and Nighttime Airfield documented inspections followed by corrective actions. (Monday—Sunday)
- Trash removal in parking lot, entrance, and on airfield.
- Terminal Building cleaning and maintenance.

Weekly

- F.O.D. (Foreign Object Debris) removal on runways, taxiways, and the ramp.
- Airfield mowing and weed eating.
- Check generators for fuel and oil. Operate if not on weekly cycle.
- Continue to rake around lights and signs.
- Continue to trap gophers.
- Fuel all vehicles, cans and diesel reserve tank.
- Water plants in terminal building.
- Mow, edge and prune front entrance and airside lawn.
- Deep clean entire terminal on Tuesdays.
- Weekly check of the perimeter.
- Safety Huddles

Monthly

- Cleaning and calibration of P.A.P.I. (Precision Approach Path Indicator) lights.
- Weed removal and cleaning of the inlets and outlets of the SWPP system.
- Equipment and vehicle service check and maintenance.

Airport Precipitation

2023	Amount per month
January	2.0" Snow
February	Trace
March	
April	
May	
June	
July	
August	
September	
October	
November	
December	

Total: 2.00"

Boutique Air Traffic Report:

TRAFFIC REPORT			To/From	Flights Scheduled	Flights Flown	Cancelled Weather	Cancelled other	Passengers
February 2023	2/1 to 2/28	Enplaned CNM	ABQ	48	46	2	0	238
		Deplaned CNM	ABQ	48	46	2	0	229
		Enplaned CNM	DFW	24	23	0	1	127
		Deplaned CNM	DFW	24	23	1	0	109
							Total	703

Boutique Delays and Cancellations

FEBRUARY, 2023	651-CNM	654-ABQ	554-CNM	553-DFW	653-CNM	652-ABQ	NOTES
1-Feb	7hr delay	6hr delay	Canceled	Canceled	1hr delay		Weather
2-Feb				1hr delay	1hr delay	1hr delay	
3-Feb				1hr delay			
8-Feb	1hr delay	1hr delay	2hr delay				
13-Feb				2hr delay	2hr delay	3hr delay	
14-Feb	Canceled	Canceled	5hr delay	5hr delay	5hr delay	5hr delay	Weather
15-Feb	3hr delay	3hr delay	2hr delay				

Boutique Air Enplanements

Up

Down

Enplaned CNM to ALB	4
Deplaned CNM to ALB	5
Enplaned CNM to DFW	3
Deplaned CNM to DFW	2

Carlsbad Water Park

February 2023

CLOSED

Facility Use Summary

Patrons Served	0
Paid Admission	0
Under 4	0
Over 61	0
Pre-Purchased Passes Used	0
Number of Rentals	0
Rentals: Up to 50 People, \$300	0
Rentals: Up to 100 People, \$600	0
Rentals: Up to 400 People, \$1,200	0
Concession Sales Gross Total	\$0.00
Paid Admission Total	\$0.00

Routine offseason work was performed.

Upcoming

Routine offseason work will continue. Applications are open and chemicals/uniforms are being ordered this month.

MONTHLY WORK REPORT

DEPARTMENT: Sports Complex	BFYSC	MONTH: February 2023	
NO. OF EMPLOYEES: 5		NO. OF DAYS IN THE MONTH: 28	
HOLIDAYS THIS MONTH: 0	Attendance Approx. 4000	NO. OF WORK DAYS THIS MONTH: 20	

Week of February 1st through February 3rd

All employees performed litter control in soccer, softball and baseball areas. One employee performed litter control at the Lea St. landscaping area. One employee continued to spray fields and fence lines for weed control. One employee refilled gas tanks. One employee prepared baseball and softball for practices(drag and water). All employees sod cut baseball fields 1-2, removed grass and added dirt to fields.

Week of February 6th through February 10th

All employees performed litter control in soccer, softball and baseball areas. One employee performed litter control on Lea St. landscaping area. One employee continued to spray fields and fence lines for weed control. One employee prepared baseball and softball fields for practices(water and drag). One employee fixed water leak at softball. Two employees marked baseball fields 3 and 4 to prepare for sod cutting. All employees sod cut baseball fields 3 and 4, removed grass, and added dirt to fields.

Week of February 13th through February 17th


All employees performed litter control in soccer, softball and baseball areas. One employee performed litter control at the Lea Street Landscaping area. One employee refilled gas tanks. One employee sprayed for weed control throughout the complex. One employee prepared baseball and softball fields for practices(water and drag). One employee sprayed the Lea St. landscaped area for weed control. Two employees marked baseball fields 7 and 8 to prepare for sod cutting. All employees sod cut baseball fields 7 and 8, removed grass, and added dirt. One employee cleaned Jr/Sr dugouts and press box. One employee pressure washed Jr/Sr bleachers and dugouts. Two employees added clay to mounds on Jr/Sr fields.

Week of February 20th through February 28th

All employees performed litter control throughout the sports complex. One employee performed litter control at the Lea St. Landscaping area. One employee sprayed for weed control throughout complex. One employee refilled gas tanks. One employee prepared baseball and softball fields for practices(water and drag). Two employees marked baseball fields 9, 10, and 11 to prepare for sod cutting. All employees sod cut baseball fields 9, 10, and 11, removed grass, and added dirt to fields. Two employees replaced sprinkler heads in the baseball, softball, and soccer areas. One employee mowed the dirt areas(brush hogging).



Steven Garza, Sports Superintendent



MUNICIPAL SERVICES

Monthly Report: February

Angelica Barrios Testa — Director

Total Patrons served: 19,800

ABT
3/21/2023

February 2023			
Library Usage		Circulation	
Number of Uses		Number of Items	
Visitors	10,456	Books	2,939
Computer sessions	676	Large print books	175
AWE computer use	312	Graphic novels	231
Wireless sessions	1,837	E-books	445
Catalog searches	2,693	Audio books	69
Pages printed	4,523	E-audio books	660
ILL Loan items received	27	Music	0
ILL Loan items sent	80	E-music	17
Youth Information requests	99	Videos	738
Adult Information requests	1,000	E-videos	70
Total Info requests	1,099	Magazines	2
Total Computer Use	988	E-magazines	53
Databases- Number of Uses		Paperbacks	43
A to Z Databases (travel)	20	Reference	0
AtoZdatabases	25	Databases	4,764
Brainfuse	1	Unique items	523
Britannica online	0		
Chilton's auto repair	1	Total items	10,729
EBSCO databases	3,967	Total digital	6,009
Gale Databases	15	Total physical	4,720
HeritageQuest	0	Total adult	1,800
Hoopla	428	Total teen	166
Learning express library	24	Total children	2,230
Niche Academy	225	Collection	
Universal class	52	Number of Items	
Mango Languages	6	Items added	267
		Items withdrawn	461
		Items missing	39
		Total items	58,152
		Materials requests fulfilled	11
Total	4,764	Reserves placed	135
Patrons		Other Services	
Number of persons		Number of services	
New patrons (regular & digital)	178	Archival requests	6
Total digital patrons	394	Tests proctored	5
Total all patrons	11,961	Technology help	196
NMLTG users	170	Social network posts	124
Self-Check users	413	Gabbie requests	20
Mobile printing users	8	Newspaper & radio features	6
Unresolved member problems	6,018	ILL postage cost	\$293.39
Incidents	0		
Fines outstanding	\$0.00		
Damage/Lost fees outstanding	\$781.00		
Library News			
We also hosted PR. Leyva for tours of the library. We continued library tours for students from PR Leyva. Between January and February, all students visited the library. Additionally, students are completing forms to get library cards. A winner for Blind Date with a book was picked.			

Library Board of Trustees			
Board Meetings	Number sessions/events	People in Attendance	Type (in person/virtual/offsite)
0	0	0	
Total	0	0	
Library Board of Trustees were not scheduled to meet.			
Programs			
Programs	Number sessions/events	People in Attendance	Type (in person/virtual/offsite)
Baby Time (0-15 mth)	4	30	in person
Toddler Time (16-35 mth)	4	106	in person
Preschool Story Time (3-5)	4	79	in person
Family Story Time	4	53	in person
Lego Club/Crafternoon (3-adult)	4	136	in person
STEM Club	1	17	in person
Tween Book Club	1	3	in person
Teen Book Club	1	0	in person
Teen Anime Club	1	0	in person
Teen Advisory Group	1	1	in person
Teen After Hours	1	6	in person
Brew & Books (21 and up)	1	10	offsite
Card Class	2	8	offsite
Creativi-tea Time	1	0	in person
ASL	2	12	in person
D&D	2	15	in person
Seeds and Sprouts Swap	1	8	in person
Paranormal Reads	1	6	3 in person/3 digital
STEAM After School	4	102	in person
Music and Movement	2	27	in person
Stitchers Anonymous	2	5	in person
Camera Club	1	2	in person
Total	46	626	0
Childrens programs are continuing to grow from January.			
Events			
Programs	Number sessions/events	People in Attendance	Type (in person/virtual/offsite)
Total	0	0	
No special events were held this month.			
Outreach			
Programs	Number sessions/events	People in Attendance	Type (in person/virtual/offsite)
San Jose outreach	4	55	in person/off site
CCM outreach	1	30	in person
Public School Outreach	1	81	offsite
Dial a Story	1	6	offsite
Jonas House	1	200	offsite
Total	8	372	
Terry and Jo went to Carlsbad High School to get students signed up for library cards. Breanna also went to all her normal outreach spots.			
Incidents, Complaints and Resolutions			
Total Number	EMS	CTW	POLICE
0			

Total	0	0	0
There were no incidents or complaints.			
Other Services			
	Number sessions/events	People in Attendance	Type (in person/virtual/offsite)
Volunteers	19	30	in person
Passive Programs	1	29	books checked out- Blind Date with a Book
Library Tours	9	580	in person
Total	29	639	

Monthly Report February 2023



Total Patrons Served:

- in-person: 500
- social media / online engagements: 853

Programming, Events, and Outreach:

- February 1 – Museum staff met with Breanna Voorhis from the library to discuss a joint Valentine's Day card-creating program between the museum and the library.
- February 6 – The Southwest New Mexico Historical Society held a meeting in the museum.
- February 11 – The museum and library held joint open Valentine's Day card-creating stations.
- February 18, 25 – The Zia Quilting & Stitchery Guild held quilting workshops in their exhibit.
- February 23 – Internationalites Credit Union held a meeting in the Hall of Fame.
- February 25 – Museum staff met with art teachers to discuss the upcoming Summer Art Academy.
- Ads were created and submitted to various publications.

Exhibits:

- February 4 – The Gary Niblett exhibit closed and taken down and packaged for transport over the next few days.
- February 17 – The Zia Quilting & Stitchery Guild quilt exhibit was installed.
- February 22 – Staff met with NPS employees regarding the upcoming Carlsbad Cavern centennial exhibit. Development of the exhibit is underway through a cooperative effort between Park Staff and Museum Staff.
- February 22 – Staff met with Mayor Dale Janway and Kyle Marksteiner concerning the Hall of Fame.
- Staff began redesigning the Bob and Barbara Forrest Hall of Fame exhibit to include their son Gary.

Collections:

- February 10 - Dave Morgan and Jameson Lucas traveled to Santa Fe to return the paintings from the Gary Niblett exhibit.
- The museum purchased the paintings "Flyover Country" and "Apache Night Raiders" from Gary Niblett. Bank of America donated "The Trail to Santa Fe"

Facility / Staff

- The city construction crew continued working part time on the Hall of Fame extension.
- February 27 - Edward VanScotter attended an Arts & Culture District meeting.
- Staff purchased merchandise for the gift shop.
- Planning is underway for the Summer Art Academy.
- Staff submitted three purchase requisitions.

RIVERWALK RECREATION COMPLEX

Monthly Report February 2023

Open Recreation		Patrons
Hockey Rink		0
Skate Park		314
Racquetball		60
Pickleball		0
Basketball		0
Gym		0
Pool Table & Arcade		0
Organized Activities & Events	No. of Events	Patrons
Dance It Off Club	8	80
English Class	11	132
Softball Practice	2	24
Baseball	16	160
NA Meetings	4	28
Yoga Class	5	30
Basketball Practice	228	2280
Dr. Seuss	2	350
Walk In Attendance		3458
Patrons Signed In and Hockey & Skate Park use		
Rentals:	No. of Events	Patrons
Birthday Parties	13	650
Baby Shower	4	200
		850
Total for the Month		
Includes Walk-In & Rental Attendance		4308
Daily Average for the Month	28	153

Incidents Reported: Power outage on February 26, 2023. We had patrons leave by 4:00 p.m.
Hours are 8 a.m-8 p.m. Monday through Friday, 10 a.m. – 8 p. m. Saturday and 10 a.m.-6 p.m. Sunday.

Staff continues to supervise the use of the Skate Park to enforce the rules and ensure patron safety. Staff also oversee daily recreation activities, checking out equipment, assisting patrons, and maintaining the facility.

On Feb. 10 &11, 2023, 2 staff helped with the Grand Opening at the mini golf course. Our numbers for basketball are still high because of basketball season still going on. During the month of February staff was busy getting things ready for our Valentine party, and decorating for our Dr. Seuss week at the end of the month. The first 2 days of Dr. Seuss was a success had a good turnout. Staff continues to get things ready for our March events such as on the 4th Riverblitz will be happening, the 17th a St. Patty Bash and activities all week for spring break.

**MONTHLY REPORT
FEBRUARY 2023
ALEJANDRO RUIZ SENIOR CENTER**

Number of Patrons Served: 3,520
New Members: 15
Number of Incidents/Complaints: 0
Date of Next Board Meeting: March 1, 2023

Activities/Projects:

ARSC Advisory Board Meeting – February 1, 2023
Age Friendly Committee Meeting – February 1, 2023
CCVN Advisory Board Meeting – February 6, 2023
Medicare Representative – February 7, 2023
ARSC Advisory Board Special Meeting – February 8, 2023 – 10:00 a.m.
Valentine Dance – February 17, 2023
President’s Day-February 20, 2023 – Kitchen will be closed
Medicare Representative – February 27, 2023
Birthdays Celebration – February 28, 2023

Up-coming Events:

Age Friendly Committee Meeting – March 1, 2023
ARSC Advisory Board Meeting – March 1, 2023
ARSC Advisory Board Special Meeting – March 6, 2023
CCVN Advisory Board Meeting – March 6, 2023
Age Friendly Seniors’ Trip to Ruidoso, NM – March 10, 2023
Humana Medicare Representative – March 28, 2023
Birthdays Celebration – March 31, 2023

January →		1	2	3	4	5	6	7	8	9	10	11	12	13	14	15	16	17	18	19	20	21	22	23	24	25	26	27	28	29	30	31		
Activities/Projects	Attendance																																	
Amateur Hour	31				6								6							9					8	1	1							
Arts & Crafts	44			1														4	5	2	3			3	6	6	2	4			3	5		
Bingo	183										69							44							30							40		
Puzzles	0																																	
Zumba	0																																	
Computer Classes	25			1	1		2			1	1	3	2	1				1	2	1	2			1		1	1	2			1	1		
Birthday Party (Monthly)	80																															80		
Dominos	0																																	
Exercise Equipment	346			17	18	13	15			13	22	15	17	11				23	16	19	18			19	12	23	21	19			16	19		
Creative Coloring Class	4									2																	2							
Line Dancing	7									1										3				3										
Flu Shots	0																																	
Mexican BINGO	9																									9								
NM State Tax filing	0																																	
Pool	286			10	15	14	10			13	15	13	17	13				17	16	11	18			13	10	15	20	14			16	16		
Quilters	9											3							6															
Sing - Along	0																																	
Low Impact Exercise Class	0																																	
Vitals (BP/Sugar/Oxygen)	29				8														9								12							
NMLong Term Ag. (MCR)	0																																	
Special Events	0																																	
Dances	48																												48					
Nutritional Program (Meals)	1,507	1507																																

Services																																	
Announcements	10	10																															
Copies	15	15																															
Forms	10	10																															
In-coming calls	386			13	25	18	18			19	15	22	20	17				18	16	24	20			20	17	22	22	19			24	17	
Notaries	0																																
Referrals (Walk-ins)	20	20																															
Transportation	0																																
Out of City Limits Served =	290			17	17	10	11			12	20	11	14	16				19	18	13	16			16	12	13	18	11			9	17	

Meetings																																	
Training Class	0																																
Safety Huddle/Safety Meeting	8	8																															
Foster Grandparents	0																																
Lawyer Referral	2	2																															
Leadership Carlsbad	0																																
Public Meeting	30	30																															
CCVN Advisory Board	0																																
SENMCA Meetings	0																																
ARSC Advis. Board	4	4																															

No.of Patrons served =	3,093
Out of City Limits Served =	290
No. Of Incidents/Complaints:	
Date Of Next Board Meeting:	02/01/23

MONTHLY REPORT

February 2023

Department: CCVN (Carlsbad Community Volunteer Network)

No. of New Registered Volunteers:	3
No. of Registered Volunteers:	297
No. of Work Stations:	29
No. of Volunteer Hours	2492

The next regular CCVN Board meeting will be held on March 6, 2023.

- CCVN Coordinator was interviewed by Michele Robertson of the Carlsbad Local Newspaper on February 9, 2023.
- CCVN Coordinator signed up three (3) new volunteers.
- CCVN Coordinator continues to reach out and recruit for new volunteers.

UPCOMING ACTIVITIES AND EVENTS:

- Continuation of Outreach and Recruitment for new volunteers
- CCVN Board Meeting on March 6, 2023

Monthly Report
February 2023
NORTH MESA SENIOR RECREATION CENTER

Number of Patrons Served: 3277

New Members: 39

Number of Incidents/Complaints: 0

Date of Next Board Meeting: March 8, 2023 2:30 p.m.

February 3rd	We had a Sweetheart Dance with hors d'oeuvres catered by the center. Lazy J-E was the band the preformed for the members and donated their time.
February 10 th	Member & volunteer Sherry Princen held an art class of painting. Participants Painted a mountain scene with a pond. Eight members enjoyed the project. Sherry held additional days so members could finish their paintings.
February 11 th	The center held their spring garage sale. Tables were rented out to Members that wanted to sell their no longer needed items.
.	
.	

NORTH MESA SENIOR RECREATION CENTER

February 2023

<u>Activity</u>	<u>Participation</u>
Fitness	1236
Pickleball	61
Library/Lapidary	22
Arts/Crafts	146
Pool Room	320
Games	237
Bingo	159
Line Dance	741
Music	123
Events	69
ACBL Bridge	82
Health/Wellness	81
Visitors/Guests	-0-
Total	3277

Deposits

<u>Date</u>	<u>Cash</u>	<u>Checks</u>	<u>Total</u>
02/03/2023	120.00	45.00	165.00
02/07/2023	120.00	15.00	135.50
02/08/2023	30.00	15.00	45.00
02/09/2023	52.50	0	52.50
02/14/2023	90.00	15.00	105.00
02/15/2023	67.50	0	67.50
02/17/2023	37.50	15.00	52.50
02/20/2023	52.50	0	52.50
02/22/2023	7.50	0	7.50
02/23/2023	15.00	22.50	37.50
02/24/2023	7.50	0	7.50
02/27/2023	7.50	0	7.50
2/28/2023	22.50	0	22.50
Total	630.00	127.50	757.50



CITY OF CARLSBAD

FY 2022 - 2023

DEPARTMENT OF UTILITIES

FEBRUARY 2023

Ivan M. Abell, Director of Utilities

ENVIRONMENTAL SERVICES REPORT

February 2023

Environmental Services:	Current Month	Previous Month	Calendar Year to Date
State and Federal Environmental Violations by City	0	0	0
Environmental Assessments (CDBG, P&Z, Drilling)	0	0	0
Environmental Compliance Inspections	0	0	0
Criminal Complaints Filed	0	0	0
Environmental Projects or Programs	0	0	0
Grease Interceptors Inspections	0	0	0

Laboratory:	Current Month	Previous Month	Calendar Year to Date
Municipal Water Sampling/Analysis:			
Wellfield Chemical Characteristic Analysis	43	54	97
Partial Wellfield Chemical Characteristics	32	43	75
Monitoring Wells Chemical Analysis	5	3	8
Total Coliform Analysis	40	40	80
Fecal Coliform Analysis	0	0	0
Chlorine Residual Tests (DE)	20	21	41
Special Chemicals (BTEX, Ammonia, Nitrite)	0	0	0

Municipal Wastewater Sampling/Analysis (Reads):	Current Month	Previous Month	Calendar Year to Date
Chemical Oxygen Demand Tests	0	0	0
Biochemical Oxygen Demand	12	12	24
Total Suspended Solids Tests	12	12	24
Volatile Alkalinity Tests	0	0	0
E-Coli on Effluent	12	12	24
Metals/TCLP/PCB/M2 Sampling on Sludge	0	0	0
Fecal Coliform Analysis on Sludge (Compost)	0	0	0
Effluent Chemical Characteristic Analysis	1	1	2

DMR Bench Sheet:	Current Month	Previous Month	Calendar Year to Date
Influent BOD Avg. (Lbs.)	5,986	6,354	12,340
Effluent BOD Avg. (Lbs.)	59.15	43	103
BOD Removal (%)	99.01	99	198
Influent TSS Avg. (Lbs.)	5,209	5,924	11,133
Effluent TSS Avg. (Lbs.)	83.86	55	138
TSS Removal (%)	98.39	99	197

ENVIRONMENTAL SERVICES REPORT

February 2023

Private Well Analysis:	Current Month	Previous Month	Calendar Year to Date
Total Coliform Analysis	39	40	79
Total Coliform Analysis (Construction)	0	2	2
Number of Positives for Confirmation	0	0	0
Chemical Characteristics Analysis	0	0	0
Environment Department Mediated Tests	0	0	0
Lake Carlsbad E-Coli Analysis Performed	0	0	0
Lake Carlsbad Beach Closures Due to Bacterial Count	0	0	0

Golf Course (Reclaimed) Water Analysis (NMED Groundwater Discharge Permit):	Current Month	Previous Month	Calendar Year to Date
Nitrate	4	4	8
Total Kjeldahl Nitrogen	0	0	0
Total Dissolved Solids	1	1	2
E-Coli Analysis	12	13	25
Chemical Characteristics	0	0	0
Other NMED-Required Testing (Chlorides, etc.)	1	1	2

Remarks:



Digitally signed by Richard Aguilar
 DN: cn=Richard Aguilar, o=City of Carlsbad,
 ou=Env Services Lab,
 email=raguilar@cityofcarlsbadnm.com, c=US
 Date: 2023.03.02 08:46:13 -07'00'

Richard Aguilar,
Environmental Svcs. Superintendent

Solid Waste Department Summary

March 2023

	<u>This Month</u>	<u>Previous Month</u>	<u>Last Year</u>	<u>Calendar Year to Date</u>
--	--------------------------	------------------------------	-------------------------	---

Garbage Collection (ARC)

Number of ARC Trucks in Operation	17 of 18	13 of 18	16 of 18	
Tons Collected and Delivered to Landfill	1,752.91	2119.96	2017.77	5,614.65
Number of Trips to Landfill	264	283	315	771

Residential and Commercial Services

Number of Residential Services	10,252	10222	10252	
Number of Commercial Services	996	994	996	
Number of New Residential Services	106	11	106	132
Number of New Commercial Services	8	3	8	14

Container Maintenance

Number of 3 CuYard Containers Repaired	13	13	27	72
Number of 3 CuYard Containers Replaced	12	3	5	17
Number of 1.5 CuYard Containers Repaired	0	1	0	2
Number of 1.5 CuYard Containers Replaced	0	1	0	2
Number of 96 gallon Containers Repaired	92	110	107	258
Number of 96 gallon Containers Replaced	12	3	49	18
Number of 96 gallon Lids Replaced	47	67	60	152
Number of 96 gallon Wheels Replaced	45	49	47	106
Number of 1.5 CuYard Lids Repaired	0	1	0	1
Number of 3 CuYard Lids Repaired	13	1	1	15
Number of New 96 Gallon Roll-outs	113	67	106	117

Trash/Yard Waste Residential Collection (Grappler)

Number of Trucks in Operation	4 of 5	4 of 7	4 of 5	
Tons of Trash Delivered to Landfill	156.52	124.43	353.5	524.43
Number of Trips to Landfill	41	31	101	144
Green Waste Collected and Delivered to WWTP (TONS)	0.00	0	0	0.00
Number of trips to WWTP	0	0	0	0.00

				2

			1	
			1	

Solid Waste Department Summary

March 2023

This Month Previous Month Last Year Calendar
Year to Date

Sandpoint Landfill Operation

Waste Received from Carlsbad (Tons)	2,833.27	3,378.37	5,038.44	10,033.20
Waste Received from Artesia (Tons)	1,761.93	1,841.28	2,073.52	5,331.91
Waste Received from Eddy County (Tons)	3,325.18	3,283.29	3,115.84	9,147.76
Waste Received from Others (Tons)	51.6	49.18	25.93	463.14
Tipping Fees received at Gate	\$4,010.97	\$3,822.12	7,513.29	\$13,022.71
Tipping fees Billed	\$81,664.47	\$79,331.88	113,138.68	\$259,410.69
Solid Waste Facility Permit Violations	0	0	0.00	0

Convenience Station

Tons of Trash Collected and Delivered to Landfill	411.41	631.88	775.57	1,416.75
CuYards of Glass	0.00	0.00	0.00	0.00
CuYards of Metal	15.91	26.70	15.91	61.65
Green Waste Collected and Delivered to WWTP (TONS)	0.00	0.00	0.00	0.00
Number of trips to WWTP	0	0	0.00	0

Roll Off Rentals

Fees Billed	\$28,379.00	\$30,740.00	34,185.86	\$92,921.83
Tons of Refuse Collected and Delivered to Landfill	181.94	201.69	215.47	642.70
No. of 40 CuYard Containers Rented	0	0	0.00	0
No. of 30 CuYard Containers Rented	55	51	49.00	162
No. of 25 CuYard Containers Rented	0	0	1.00	0
No. of 15 CuYard Containers Rented	0	0	1.00	1

REMARKS:


Albert Moisa, Solid Waste Superintendent

3-9-2023
Date

Carlsbad Municipal Water System Report

Feb-23

Acre Ft.

Production Figures:

This Month Previous Month Year to Date

Pumped from Sheep's Draw (Ac. Ft.)	313.20	330.74	643.94
Water Imported from Double Eagle (Ac. Ft.)	104.00	78.87	182.87
Water delivered to Livestock (Ac. Ft.)	0.22	0.25	0.47
Water Sold to Apartments (Ac. Ft.)	10.90	11.56	22.46
Water Sold to Commercial Accounts (Ac. Ft.)	104.23	101.52	205.75
Water Sold to Government Accounts (Ac. Ft.)	14.75	17.38	32.13
Water Sold to Industrial Accounts (Ac.Ft.)	0.06	0.07	0.13
Water Sold to Residential Accounts (Ac.Ft.)	286.29	276.79	563.08
Record Only Accounts (Ac.Ft.)	0.58	0.37	0.95
Water Sold to Semi-Commercial Accounts (Ac.Ft.)	8.52	7.52	16.04
Safe Drinking Water Act Violations	0	0	0

Wells:

Number in Operation (Sheep's Draw) **	9/9	9/9	
KWH Consumed	300,840	292,080	592,920
Capitan Aquifer Level (Ft. from Surface @ #6)	390.00	390.00	
Number of New Water Services Installed	11	5	16

Meters:

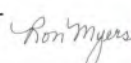
Total in Service	12,604	12,572	
------------------	--------	--------	--

Fire Hydrants:

In Service	871	876	
Out of Service	6	4	
Repaired	1	0	1

Remarks:

City Line Locates	262	258	520
DE Line Locates	35	73	108



Digitally signed by Ron Myers
 DN: cn=RonMyers, o=City of Carlsbad, ou=Water Department, email=rmymers@cityofcarlsbadnm.com, c=US
 Reason: I have reviewed this document
 Location:
 Date: 2023.03.09 09:58:28-0700
 Foxit PDF Editor Version: 12.0.1

Ron Myers, Superintendent

**CARLSBAD WATER SYSTEM WELL OPERATION
Feb-23**

WELL	POWER CONSUMPTION X 400			WATER PRODUCTION X 1000				ENGINE HOUR CLOCK			WATER LEVELS			
	CURRENT MONTH	LAST MONTH	KWH CONSUMED	CURRENT MONTH	LAST MONTH	GALLONS PUMPED	ACRE FEET	CURRENT MONTH	LAST MONTH	HOURS RUN	GPM	STATIC	PUMPED per Hour Meter (gal)	gal/kwh
1	5830	5828	800	2,253	2,094	159,000	0.49	20.1	18.4	1.7	1,750		178,500	525
2	2157	2154	1,200	3,071	2,934	137,000	0.42	11993.5	11990.9	2.6	1,200		187,200	420
3	5439	5437	800	427,154	426,920	234,000	0.72	37596.7	37594.1	2.6	1,600		249,600	375
4	21729	21729	estimate 67,000	501,024	476,490	24,534,000	75.29	51146.4	50911.2	235.2	1,750		24,696,000	257
5	20221	20057	65,600	1,249,942	1,228,528	21,414,000	65.72	62754.7	62473.9	280.8	1,200		20,217,600	348
6	34305	34211	15,040	760,549	756,072	4,477,000	13.74			28.0	2,800	390.0	4,704,000	421
7	35480	35478	800	393,721	393,575	146,000	0.45	3953.9	3952.6	1.3	1,950		152,100	424
8	33651	33585	26,400	306,797	297,140	9,657,000	29.64	11823.6	11703.6	120.0	1,350		9,720,000	389
9	12202	11894	123,200	533,517	492,218	41,299,000	126.74			453.0	1,600		43,483,200	324
10												401.17		
TOTAL KWH CONSUMED			233,840	TOTAL PUMPED		102,057,000	313.20	TOTAL HOURS RUN		1,125.2	OIL		TOTAL CHLORINE USED	
											41 Gallons		832 Lbs.	
Reservoir No. 4 Meter			Total Gallons Pumped Comparison				Total Rainfall			Notes				
Inlet This Month X 1000	3,127,121		THIS MONTH		102,057,000	313.20	0.04 Inches			Wells #4 and #5 on State Trust Land				
			LAST YEAR, SAME MONTH		109,344,377	335.57								
Inlet Last Month X 1000	3,027,982		DIFFERENCE		(7,287,377)	(22.37)								
Total Inlet (x 1000)	99,139,000		* corrected											

**MUNICIPAL WATER SYSTEM
WATER RIGHTS PUMPED (C-76)
ACRE FEET**

(9867 Acre Ft. Available Per Year)

YEAR	JAN	FEB	MAR	APR	MAY	JUN	JUL	AUG	SEP	OCT	NOV	DEC	TOTAL
2002	297.16	268.70	440.91	704.96	958.06	1,066.88	1,341.56	1,074.79	774.52	485.05	280.99	155.99	7849.57
2003	270.84	203.99	505.94	1,064.03	1,206.94	1,122.78	1,343.98	1,076.39	775.41	685.53	305.27	409.57	8970.67
2004	385.42	439.36	489.06	680.19	948.71	1,063.84	1,068.05	798.52	772.40	451.14	364.15	414.64	7875.48
2005	332.30	318.24	425.71	655.91	878.61	1,123.12	1,338.81	773.36	830.12	609.54	478.07	445.90	8209.69
2006	395.24	416.50	606.61	799.07	1,145.49	1,165.26	1,141.96	699.68	536.40	574.84	453.79	372.30	8307.14
2007	386.96	350.66	480.44	665.57	629.51	1,062.65	841.31	964.52	740.42	672.37	485.02	446.90	7726.33
2008	452.24	668.55	705.92	934.92	1,060.06	1,454.74	1,040.96	900.29	768.43	684.45	505.09	456.16	9631.81
2009	458.70	519.36	694.55	871.85	1,095.02	1,202.19	951.06	980.82	809.14	666.16	529.67	420.61	9199.13
2010	422.56	352.26	539.69	327.39	1,150.19	1,219.15	848.31	1,057.28	738.68	677.68	503.09	461.84	8298.12
2011	474.73	536.44	800.88	973.90	1,238.89	1,355.98	1,423.54	1,226.62	886.11	776.71	540.43	454.95	10689.18
2012	466.85	431.44	701.69	810.10	828.11	1,185.27	901.47	1,013.28	806.85	652.17	480.34	461.15	8738.72
2013	423.91	412.36	633.53	822.91	947.12	1,047.09	800.86	925.05	727.29	611.46	451.84	377.93	8,181.35
2014	388.31	383.82	557.69	701.51	872.84	1,031.98	1,122.07	893.82	552.90	541.69	414.16	391.00	7,851.79
2015	428.54	369.38	490.96	711.13	732.60	903.17	919.01	994.43	789.98	522.56	432.59	418.96	7,713.31
2016	408.24	364.58	449.03	573.56	672.93	921.77	1,157.49	791.59	541.42	587.72	443.39	442.94	7,354.66
2017	394.41	415.24	615.73	768.14	921.14	883.20	1,007.00	726.66	715.10	536.59	482.95	484.39	7,950.55
2018	484.78	402.92	640.20	750.65	991.56	1,023.15	954.69	853.04	684.90	530.89	386.73	404.76	8,108.27
2019	392.03	408.30	501.88	712.74	920.31	919.36	931.82	860.57	880.60	570.04	425.02	400.18	7,922.85
2020	424.96	402.62	508.41	896.76	983.81	1,161.49	1,242.85	1,055.78	1,045.26	625.06	411.27	463.48	9,221.75
2021	368.52	418.64	712.43	726.13	809.60	837.98	793.40	764.24	715.36	652.05	455.84	403.35	7,657.54
2022	336.78	376.58	515.94	882.91	973.98	975.97	1,147.87	848.51	773.62	493.31	404.67	435.85	8,165.99
2023	330.74	313.20											643.94

Sheep Draw Water Pumped - Acre Feet 9867 Acre Feet Available Per Year

Difference

	January	February	March	April	May	June	July	August	September	October	November	December	Total	
													9867	
1999	259.97	275.11	485.12	694.64	798.54	839.80	903.86	1,102.11	751.40	534.43	395.59	253.70	7,294.27	2,572.73
Total		535.08	1,020.20	1,714.84	2,513.38	3,353.18	4,257.04	5,359.15	6,110.55	6,644.98	7,040.57	7,294.27		
2000	303.85	377.05	592.71	710.82	1,063.12	1,168.66	1,072.41	1,134.64	886.90	487.13	260.33	278.46	8,336.08	1,530.92
Total		680.90	1,273.61	1,984.43	3,047.55	4,216.21	5,288.62	6,423.26	7,310.16	7,797.29	8,057.62	8,336.08		
2001	379.10	340.60	389.50	714.80	1,129.68	1,083.53	1,341.71	1,074.96	612.54	662.35	356.80	276.27	8,361.84	1,505.16
Total		719.70	1,109.20	1,824.00	2,953.68	4,037.21	5,378.92	6,453.88	7,066.42	7,728.77	8,085.57	8,361.84		
2002	297.16	268.70	440.91	704.96	958.06	1,066.88	1,341.56	1,074.79	774.52	485.05	280.99	155.99	7,849.57	2,017.43
Total		565.86	1,006.77	1,711.73	2,669.79	3,736.67	5,078.23	6,153.02	6,927.54	7,412.59	7,693.58	7,849.57		
2003	270.84	203.99	505.94	1,064.03	1,206.94	1,122.78	1,343.98	1,076.39	775.41	685.53	305.27	409.57	8,970.67	896.33
Total		474.83	980.77	2,044.80	3,251.74	4,374.52	5,718.50	6,794.89	7,570.30	8,255.83	8,561.10	8,970.67		
2004	385.42	439.36	489.06	680.19	948.71	1,063.84	1,068.05	798.52	772.40	451.14	364.15	414.64	7,875.48	1,991.52
Total		824.78	1,313.84	1,994.03	2,942.74	4,006.58	5,074.63	5,873.15	6,645.55	7,096.69	7,460.84	7,875.48		
2005	332.30	318.24	425.71	655.91	878.61	1,123.12	1,338.81	773.36	830.12	609.54	478.07	445.90	8,209.69	1,657.31
Total		650.54	1,076.25	1,732.16	2,610.77	3,733.89	5,072.70	5,846.06	6,676.18	7,285.72	7,763.79	8,209.69		
2006	395.24	416.50	606.61	799.07	1,145.49	1,165.26	1,141.96	699.68	536.40	574.84	453.79	372.30	8,307.14	1,559.86
Total		811.74	1,418.35	2,217.42	3,362.91	4,528.17	5,670.13	6,369.81	6,906.21	7,481.05	7,934.84	8,307.14		
2007	386.96	350.66	480.44	665.57	629.51	1,062.65	841.31	964.52	740.42	672.37	485.02	446.90	7,726.33	2,140.67
Total		737.62	1,218.06	1,883.63	2,513.14	3,575.79	4,417.10	5,381.62	6,122.04	6,794.41	7,279.43	7,726.33		
2008	452.24	668.55	705.91	934.92	1,060.06	1,454.74	1,040.96	900.29	768.43	684.45	505.09	456.16	9,631.80	235.20
Total		1,120.79	1,826.70	2,761.62	3,821.68	5,276.42	6,317.38	7,217.67	7,986.10	8,670.55	9,175.64	9,631.80		
2009	458.70	519.36	694.55	871.85	1,095.02	1,202.19	951.06	980.82	809.14	666.16	529.67	420.61	9,199.13	667.87
Total		978.06	1,672.61	2,544.46	3,639.48	4,841.67	5,792.73	6,773.55	7,582.69	8,248.85	8,778.52	9,199.13		

Sheep Draw Water Pumped - Acre Feet 9867 Acre Feet Available Per Year

Difference

	January	February	March	April	May	June	July	August	September	October	November	December	Total	
													10,689.18	9,867.00
2011	474.73	536.44	800.88	973.90	1,238.89	1,355.98	1,423.54	1,226.62	886.11	776.71	540.43	454.95	10,689.18	-822.18
Total		1,011.17	1,812.05	2,785.95	4,024.84	5,380.82	6,804.36	8,030.98	8,917.09	9,693.80	10,234.23	10,689.18		
2012	466.85	431.44	701.69	810.10	828.11	1,185.27	901.47	1,013.28	806.85	652.17	480.34	461.15	8,738.72	1,128.28
Total		898.29	1,599.98	2,410.08	3,238.19	4,423.46	5,324.93	6,338.21	7,145.06	7,797.23	8,277.57	8,738.72		
2013	423.91	412.36	633.53	822.91	947.12	1,047.09	800.86	925.05	727.29	611.46	451.84	377.93	8,181.35	1,685.65
Total		836.27	1,469.80	2,292.71	3,239.83	4,286.92	5,087.78	6,012.83	6,740.12	7,351.58	7,803.42	8,181.35		
2014	388.31	383.82	557.69	701.51	872.84	1,031.98	1,122.07	893.82	552.90	541.69	414.16	391.00	7,851.79	2,015.21
Total		772.13	1,329.82	2,031.33	2,904.17	3,936.15	5,058.22	5,952.04	6,504.94	7,046.63	7,460.79	7,851.79		
2015	482.54	369.38	490.96	711.13	732.60	903.17	919.01	994.43	789.98	522.56	432.59	418.96	7,767.31	2,099.69
Total		851.92	1,342.88	2,054.01	2,786.61	3,689.78	4,608.79	5,603.22	6,393.20	6,915.76	7,348.35	7,767.31		
2016	408.24	364.58	449.03	573.56	672.93	921.77	1,157.49	791.59	541.42	587.72	443.39	442.94	7,354.66	2,512.34
Total		772.82	1,221.85	1,795.41	2,468.34	3,390.11	4,547.60	5,339.19	5,880.61	6,468.33	6,911.72	7,354.66		
2017	394.41	415.24	615.73	768.14	921.14	883.20	1,007.00	726.66	715.10	536.59	482.95	484.39	7,950.55	1,916.45
Total		809.65	1,425.38	2,193.52	3,114.66	3,997.86	5,004.86	5,731.52	6,446.62	6,983.21	7,466.16	7,950.55		
2018	484.78	402.92	640.20	750.65	991.56	1,023.15	954.69	853.04	684.90	530.89	386.73	404.76	8,108.27	1,758.73
Total		887.70	1,527.90	2,278.55	3,270.11	4,293.26	5,247.95	6,100.99	6,785.89	7,316.78	7,703.51	8,108.27		
2019	392.03	408.30	501.88	712.74	920.31	919.37	931.82	860.57	880.60	570.04	425.02	400.18	7,922.86	1,944.14
Total		800.33	1,302.21	2,014.95	2,935.26	3,854.63	4,786.45	5,647.02	6,527.62	7,097.66	7,522.68	7,922.86		
2020	438.73	387.20	523.69	928.40	1,015.17	1,177.81	1,120.57	1,062.19	1,066.47	539.88	430.40	463.48	9,153.99	713.01
Total		825.93	1,349.62	2,278.02	3,293.19	4,471.00	5,591.57	6,653.76	7,720.23	8,260.11	8,690.51	9,153.99		
2021	368.01	418.64	712.43	726.13	809.60	837.98	793.40	764.24	715.36	652.05	455.84	403.35	7,657.03	2,209.97
Total		786.65	1,499.08	2,225.21	3,034.81	3,872.79	4,666.19	5,430.43	6,145.79	6,797.84	7,253.68	7,657.03		
2022	336.78	376.58	515.94	882.91	973.98	975.97	1,147.87	848.51	773.62	493.31	404.67	435.85	8,165.99	1,701.01
Total		713.36	1,229.30	2,112.21	3,086.19	4,062.16	5,210.03	6,058.54	6,832.16	7,325.47	7,730.14	8,165.99		
2023	330.74	313.20											643.94	9,223.06
Total		643.94	643.94	643.94	643.94	643.94	643.94	643.94	643.94	643.94	643.94	643.94		

**MUNICIPAL WATER SYSTEM
WATER SOLD
ACRE FEET**

YEAR	JAN	FEB	MAR	APR	MAY	JUN	JUL	AUG	SEP	OCT	NOV	DEC	TOTAL
2002	361.07	373.67	374.24	527.03	956.91	1164.77	996.81	977.93	1153.18	607.92	431.21	301.17	8225.93
2003	391.07	304.91	404.05	598.44	999.69	1030.55	1061.59	1169.02	1046.52	731.67	559.33	342.90	8639.75
2004	418.82	310.23	337.47	479.72	685.58	983.31	984.35	814.65	763.90	475.02	413.97	302.17	6969.19
2005	368.27	275.02	299.95	503.81	693.61	840.97	1296.63	886.95	754.89	658.48	468.42	377.74	7424.74
2006	414.11	677.07	450.26	678.99	725.58	1280.61	1083.09	705.47	564.79	572.49	430.08	334.08	7916.62
2007	354.13	318.22	380.07	437.50	653.63	756.31	899.69	774.47	896.99	541.76	530.36	344.60	6887.72
2008	326.32	375.13	413.71	627.22	842.55	1025.43	943.54	855.66	605.32	559.79	494.03	0.00	7068.68
2009	439.03	352.25	614.56	2321.13	1268.55	1211.80	1099.85	927.66	1030.30	765.46	976.92	564.86	11572.39
2010	567.77	471.98	547.89	757.41	1272.59	1066.67	1081.09	913.03	1105.63	1031.30	950.35	786.38	10552.09
2011	444.27	760.40	774.56	1233.94	1338.54	1352.52	1717.55	1405.40	1347.32	924.66	874.25	677.51	12850.91
2012	565.38	642.97	581.75	926.04	848.01	1000.31	1440.24	1151.94	1237.78	866.01	865.02	670.56	10796.01
2013	616.99	671.05	645.27	975.32	1,049.04	1,249.35	944.16	951.65	1,058.15	785.76	592.98	469.93	10009.65
2014	475.55	470.88	507.96	653.04	920.21	1,041.43	1,157.15	978.54	953.20	558.14	550.55	417.07	8683.72
2015	554.03	282.77	520.21	624.18	758.14	800.23	985.58	863.21	1,068.91	639.91	478.42	448.68	8024.27
2016	456.11	302.09	482.13	615.67	708.66	828.42	1,071.60	820.33	623.25	460.13	368.12	305.64	7042.15
2017	389.78	306.60	440.10	639.30	654.47	838.50	1,049.46	698.97	675.47	504.34	369.98	684.50	7251.47
2018	422.34	332.74	345.80	670.09	971.05	975.33	966.38	858.30	871.28	451.67	438.60	355.77	7659.35
2019	393.08	359.27	350.49	565.35	639.70	890.80	994.24	830.84	887.72	711.06	476.89	347.64	7447.08
2020	336.09	374.53	311.89	657.80	838.33	1,080.68	1,158.21	1,069.16	1,120.70	917.05	479.84	350.70	8694.98
2021	414.83	317.62	365.17	767.91	768.47	825.78	709.15	954.68	597.34	740.70	354.75	355.25	7171.65
2022	367.25	360.67	349.75	693.40	752.88	1,174.27	944.39	940.34	746.92	652.02	422.08	417.17	7821.14
2023	415.22	425.35											840.57

* No info available due to transition of new billing system.

MUNICIPAL WATER SYSTEM METERS IN SERVICE

YEAR	JAN	FEB	MAR	APR	MAY	JUN	JUL	AUG	SEP	OCT	NOV	DEC
2002	10,385	10,398	10,360	10,396	10,485	10,486	10,492	10,479	10,512	10,468	10,448	10,534
2003	10,453	10,420	10,550	10,505	10,549	10,682	10,604	10,670	10,688	10,631	10,586	10,606
2004	10,608	10,541	10,617	10,624	10,627	10,678	10,700	10,730	10,671	10,672	10,684	10,597
2005	10,581	10,552	10,635	10,618	10,645	10,733	10,757	10,747	10,725	10,695	10,692	10,669
2006	10,676	10,669	10,663	10,704	10,687	10,759	10,720	10,746	10,739	10,711	10,670	10,645
2007	10,633	10,661	10,679	10,717	10,726	10,814	10,801	10,786	10,740	10,735	10,761	10,753
2008	10,804	10,784	10,809	10,826	10,836	10,880	10,861	10,875	10,820	10,758	10,713	
2009	10,747	10,881	11,126	11,179	11,156	11,232	11,160	11,184	11,158	11,169	11,182	11,107
2010	11,132	11,105	11,201	11,157	11,208	11,221	11,216	11,225	11,201	11,205	11,184	11,165
2011	11,271	11,292	11,256	11,270	11,281	11,349	11,331	11,333	11,327	11,300	11,267	11,224
2012	11,249	11,229	11,277	11,305	11,333	11,353	11,368	11,370	11,319	11,332	11,344	11,321
2013	11,290	11,361	11,415	11,405	11,412	11,450	11,488	11,527	11,507	11,478	11,482	11,442
2014	11,501	11,709	11,803	11,807	11,848	11,893	11,919	11,988	12,001	12,022	11,892	11,993
2015	11,865	11,871	11,916	12,014	11,957	12,153	12,062	12,087	12,020	11,968	11,825	11,978
2016	11,854	12,116	12,166	12,125	12,143	12,224	12,170	12,219	12,162	12,076	11,979	11,948
2017	12,053	12,014	12,173	12,213	12,173	12,223	12,205	12,376	12,213	12,300	12,204	12,288
2018	12,315	12,307	12,329	12,384	12,452	12,531	12,472	12,479	12,467	12,408	12,577	12,352
2019	12,440	12,386	12,556	12,508	12,653	12,656	12,698	12,827	12,644	12,804	12,708	12,653
2020	12,769	12,731	12,859	12,827	12,844	12,926	12,912	13,057	12,996	13,265	12,812	12,799
2021	12,830	12,920	12,945	13,205	13,026	13,162	*	*	*	*	*	*
2022	*	*	*	*	*	*	*	*	*	*	*	12,980
2023	12,572	12,604										

* No info available due to transition of new billing system.

**AIRPORT WELLS
WATER RIGHTS PUMPED
ACRE FEET**

(61.24 Acre Ft. Available Per Year)

YEAR	JAN	FEB	MAR	APR	MAY	JUN	JUL	AUG	SEP	OCT	NOV	DEC	TOTAL
2012	0.59	0.62	1.08	0.83	1.83	3.64	2.31	3.67	2.27	2.01	1.67	1.87	22.41
2013	0.89	2.32	2.26	1.18	1.28	1.73	1.9	3.69	2.01	2.62	1.99	1.06	22.93
2014	1.86	0.73	1.04	1.55	0.66	0.20	3.17	0.96	0.37	1.89	0.80	0.61	13.84
2015	0.03	0.07	0.03	1.02	1.59	2.47	2.57	2.96	2.13	1.35	2.46	1.57	18.25
2016	1.14	2.21	3.25	3.48	2.43	1.45	0.064	0.031	0.002	0.016	0.00	0.058	14.13
2017	0.07	0	0.16	0.31	0	0.51	0.55	0.022	0.00	0	0.18	0.14	1.94
2018	0.00	0.07	0.06	0.082	0.303	0.00	0.002	0.002	0.002	0.002	0.001	0.002	0.53
2019	0.00	0.023	0.36	0.56	1.17	2.72	2.13	2.67	2.60	2.60	1.33	1.99	18.15
2020	0.48	1.04	0.49	1.47	0.61	1.37	0	0.99	1.55	2.03	0.46	0.35	10.84
2021	0.77	0.34	0.45	0.71	0.94	2.01	1	1.56	0.92	0.83	1.21	0.61	11.35
2022	0.89	0.62	0.95	0.27	0.21	0.33	0.9	0.08	0.12	0.01	0.03	0	4.41
2023	0.00	0.00											0.00

**AIRPORT WELLS
WATER SOLD
ACRE FEET**

2011	1.18	1.09	3.76	3.87	3.32	3.91	3.32	1.69	3.5	3.25	3.99	0.81	33.69
2012	2.36	2.65	3.77	3.84	1.27	3.02	2.66	4.22	2.62	2.3	2.65	1.28	32.64
2013	1.32	1.11	0.88	0.49	0.64	1.67	1.78	2.70	1.22	0.97	1.20	0.95	14.93
2014	1.15	0.05	1.51	0.82	0.07	0	0.44	0.27	0.01	0.02	0.01	0.01	4.36
2015	0.01	0	0	0	0	1.04	1.78	3.12	1.12	1.60	2.07	1.25	11.99
2016	1.4	2.14	2.86	3.35	2.18	1.22	0.04	0.03	0	0.02	0	0	13.235
2017	0	0	0.15	0	0	0.48	0.53	0.00	0	0.00	0.00	0	1.16
2018	0	0	0	0	0	0	0	0.00	0	0.00	0.00	0	0
2019	0	0	0.33	0.052	0	0.031	0.031	0.00	0.37	0.29	0.51	0.08	1.694
2020	0.04	6.27	0.38	1.21	0.58	1.17	0.31	0.00	1.5	1.75	0.40	0.29	13.9
2021	0.84	0.17	0.42	0.73	0.92	1.9	1.36	1.26	1.17	0.64	0.95	0.79	11.15
2022	*	*	*	*	*	*	*	*	*	*	*	*	0
2023	0	0											0

Note: Water Sold Report is always one month behind.

*no info available

WATER CUTOFFS

YEAR	JAN	FEB	MAR	APR	MAY	JUN	JUL	AUG	SEP	OCT	NOV	DEC	TOTAL
2012		227	231	299	198	270	216	274	219	504	293	408	3139
2013	260	309	321	438	267	362	267	315	236	254	362	291	3682
2014	343	360	433	239	353	185	363	399	288	373	484	307	4127
2015	397	254	252	355	256	273	299	303	266	307		535	3497
2016	414	440	298	297	360	239	345	163	177	212	240	172	3357
2017	268	210	265	279	158	231	170	195	166	228	221	177	2568
2018	241	301	120	139	235	153	227	152	206	216	368	199	2557
2019	257	270	334	143	238	147	222	251	235	256	341	217	2911
2020	172	172	235	0	0	0	0	0	0	643	0	0	1222
2021	0	0	0	428	341	255	0	0	0	0	0	0	1024
2022	0	0	797	324	394	345	457	285	276	0	0	0	2878
2023	506	275											781

**SHOOTING RANGE WELL
WATER RIGHTS PUMPED
ACRE FEET**

(3 Acre Ft. Available Per Year)

YEAR	JAN	FEB	MAR	APR	MAY	JUN	JUL	AUG	SEP	OCT	NOV	DEC	TOTAL
2013	0.05	0.03	0.12	0.16	0.18	0.28	0.21	0.32	0.16	0.20	0.08	0.05	1.84
2014	0.07	0.10	0.16	0.10	0.13	0.29	0.34	0.31	0.17	0.18	0.11	0.10	2.06
2015	0.08	0.07	0.12	0.12	0.11	0.12	0.12	0.26	0.21	0.12	0.08	0.09	1.50
2016	0.07	0.08	0.10	0.07	0.10	0.22	0.16	0.09	0.04	0.04	0.037	0.031	1.04
2017	0.009	0.01	0.03	0.02	0.04	0.10	0.04	0.055	0.046	0.05	0.03	0.034	0.47
2018	0.04	0.02	0.04	0.02	0.02	0.03	0.02	0.03	0.025	0.025	0.034	0.058	0.37
2019	0.061	0.05	0.06	0.05	0.03	0.03	0.01	0.02	0.02	0.02	0.086	0.080	0.51
2020	0.003	0.00	0	0	0.00	0.00	0.05	0.06	0.06	0.043	0.043	0.000	0.26
2021	0	0	0	0	0.00	0.03	0.02	0.02	0.09	0.03	0.02	0.04	0.25
2022	0.01	0.01	0.02	0.02	0.02	0.01	0.2	0.01	0.02	0.02	0.02	0.02	0.38
2023	0.01	0.02											0.03

**SUNSET GARDEN WELL
WATER RIGHTS PUMPED
ACRE FEET**

(28.2 Acre Ft. Available Per Year)

2012											10.75	0	10.75
2013	0.00	0.00	0.00	1.51	4.53	4.47	2.98	5.09	1.73	0.51	0.00	0.00	20.82
2014	0.00	0.00	0.00	0.00	0.00	0.00	6.81	2.58	0.53	0.00	0.00	0.00	9.92
2015	0.00	0.00	0.07	2.68	2.84	1.93	1.13	2.72	4.71	1.47	2.17	0.26	19.98
2016	0.13	1.89	3.37	4.30	4.49	4.11	4.66	0.82	0.00	0.00	0.00	0.00	23.77
2017	0.00	0.00	2.60	3.92	3.87	3.63	4.18	2.97	0.33	0.00	0.00	1.38	22.88
2018	0.00	0.07	0.00	1.48	3.53	3.74	1.57	3.46	2.79	1.00	0.00	0.00	17.64
2019	0.00	0.00	0.04	2.56	4.36	4.57	2.72	4.60	3.06	1.04	0.28	0.00	23.23
2020	0.13	0.55	1.06	2.53	3.77	1.58	3.97	3.97	3.81	2.46	0.78	0.29	24.90
2021	0.0045	0.00	1.06	2.23	3.09	3.29	3.36	2.23	2.60	1.07	1.49	1.41	21.84
2022	0.03	0.00	0.31	1.88	3.20	3.74	3.45	2.60	2.30	0.64	0.47	0.70	19.32
2023	0.00	0.02											0.02

WOOD FARM WELLS

1,000,000 325850

*1,000,000 /325850 Formula do not delete

2011	0.08	0.90	11.80	9.78	22.64	22.54	18.60	19.88	37.60	8.30	2.20	0.02	154.34
2012	0.00	4.81	9.11	11.16	11.79	18.76	10.00	11.69	15.24	1.89	0.05	0.64	95.13
2013	0.35	0.61	7.29	12.51	16.04	16.64	10.62	16.57	8.61	4.90	2.34	0.27	96.75
2014	1.36	1.79	6.64	10.62	16.04	22.07	21.01	13.50	3.31	4.42	0.12	0.25	101.13
2015	0.29	1.31	4.58	13.01	37.20	2.17	11.54	20.96	8.74	1.62	0.44	0.55	102.41
2016	0.27	2.67	14.42	13.03	22.09	30.57	33.17	15.94	8.18	15.31	1.38	1.44	158.47
2017	1.62	0.93	11.50	17.68	24.58	29.33	29.59	11.05	14.91	8.18	1.56	1.43	152.36
2018	5.02	3.40	12.61	15.47	26.22	28.31	27.69	24.12	34.65	5.79	11.50	1.96	196.74
2019	4.11	2.42	0.01	14.42	49.65	0.70	25.05	21.72	26.74	13.96	7.00	7.03	172.81
2020	1.14	3.17	12.31	28.72	29.58	30.38	32.01	27.83	27.48	11.13	10.67	5.49	219.91
2021	6.43	4.67	13.65	12.36	10.29	18.34	18.00	12.59	17.68	14.25	9.66	0.00	137.92
2022	1.30	2.77	10.51	18.12	17.91	21.45	25.31	19.20	11.97	11.94	10.19	5.43	156.10
2023	10.89	6.93											17.82

Water Department Summary
Double Eagle Water System
Feb-23
Acre Ft.

Production Figures:

This Month **Previous Month** **Year to Date**

Water:

Pumped from Double Eagle (Ac. Ft.)	142.18	108.02	250.20
Water Exported to Carlsbad Municipal System	104.00	78.87	182.87
Water delivered to "Paying Livestock Water" Customers (Ac. Ft.)	0.19	0.21	0.40
Water delivered to "Free Livestock Water" Customers (Ac. Ft.)	0.82	0.66	1.48
Water sold to "Governmental Domestic Water" Customers (Ac. Ft.)	0.43	0.52	0.95
Water sold "Commercial Domestic Water" Customers (Ac. Ft.)	0.40	0.01	0.41
Water sold to "Industrial Water" customers (Ac. Ft.)	3.73	3.74	7.47
Water delivered to WIPP (Ac. Ft.)	1.07	1.02	2.09
Water Used by CSW - New Well Const.	0	0	0.00
Safe Drinking Water Act Violations	0	0	0.00

Wells:

Wells in Operation	19	19	
KWH consumed*	127,561	111,727	239,288
Total No. of Wells	23	23	
Ogallala Aquifer Level at Hudson 1	126.39	126.30	
Tatum Aquifer Level	119.11	119.24	
Meters in Service	66	66	

Distribution Figures:

Transmission Lines:

Line Extension (feet)	0	0	0
Line Replacement (feet)	0	0	0
Leaks (Main Lines)	6	12	18
Leaks (Service Lines)	0	0	0
Number of Isolating Valves Operated	2	8	10
Number of Isolating Valves Serviced	0	0	0
Number of Pressure Reducing Valves Serviced	0	0	0
Number of Air Relief Valves Serviced	0	0	0
Line Location Services	35	73	108

Remarks:

Wells Down - C-3, AMB-1, AMB-3, CR-16, CR-17, C1, C2, CR-4

* Not available

Ron Myers

Ron Myers, Water Superintendent

**Double Eagle Well Operation
Feb-23**

Well	Status	Water Production				Power Consumption			Motor Hours			Well Information		
		Present Read	Previous Read	Water Pumped Gallons	Acre Ft.	Present Read	Previous Read	KWH	Current	Previous	Hours Run	Avg GPM	Static Water Elevation	Pumping Elevation
AMBASSADOR # 1	Neptune/ Trident											off		
AMBASSADOR # 4	Well Inoperable													
AMBASSADOR # 3	Well Inoperable					5,941	5,768	173				off		
C-11	McCrometer	36,595,807	34,963,739	1,632,068	5.01	129,995	124,009	5,986						
C-10	McCrometer	32,218,510	30,227,972	1,990,538	6.11	156,594	147,920	8,674						
C-6	Mc Crometer	30,315,990	25,418,581	4,897,409	15.03	498,290	485,035	13,255	19,927.6	19,468.0	459.6	140		
CAPROCK # 19	Mc Crometer Mag	32,231,927	32,176,032	55,895	0.17	26,531	26,269	262	15,041.6	14,999.4	42.2	25		
CAPROCK # 13	Mc Crometer	82,930,739	77,513,539	5,417,200	16.62	170,696	158,879	11,817	18,806.0	18,153.4	652.6	140		
C-9	McCrometer	24,615,531	23,212,021	1,403,510	4.31	120,907	116,808	4,099						
CAPROCK # 20	Sensus/ Omni	68,096,294	62,753,652	5,342,642	16.40	152,940	140,893	12,047	8,179.4	7,554.7	624.7	150		
CAPROCK # 10	Mc Crometer	9,930,243	9,608,660	321,583	0.99	112,266	110,798	1,468	19,644.0	19,588.5	55.5	90		
C-8	McCrometer	38,971,947	37,213,428	1,758,519	5.40	117,907	112,848	5,059						
C-7	McCrometer	21,847,038	20,672,143	1,174,895	3.61	87,022	83,776	3,246						
CAPROCK # 18	Sensus/ Omni	241,743	109,934	131,809	0.40	39,782	39,320	462	11,023.7	10,993.5	30.2	90		
CAPROCK # 6	Neptune/ Trident	122,429,983	117,967,025	4,462,958	13.70	38,448	28,218	10,230	26,316.3	25,659.2	657.1	105		
CAPROCK # 4	McCrometer	32,774,551	32,774,551	0	0.00	42,343	40,609	1,734	13,966.9	13,966.9	0	45		
CAPROCK # 1	Mc Crometer	34,239,764	33,400,008	839,756	2.58	133,145	129,770	3,375	17,077.8	16,762.8	315	30		
Frontier # 2	Mc Crometer	38,031,263	36,627,508	1,403,755	4.31	150,543	145,455	5,088	16,394.8	15,795.9	598.9	30		
Frontier # 1	Sensus/ Omni	37,021,774	37,021,774	0	0.00	412	326	86	25,331.2	25,331.2	0	50		
FRONTIER # 3	Mc Crometer	107,368,019	103,901,959	3,466,060	10.64	15,670	8,141	7,529	13,490.6	13,084.5	406.1	140		
C-2	Mc Crometer	1,256	1,199	57	0.00	0	0	0	6,868.4	6,868.4	0	160		
HUDSON # 1	Octave	11,740,758	11,581,048	159,710	0.49	221,392	219,968	1,424	9,739.0	9,708.4	30.6	130		
CAPROCK # 14	Mc Crometer	45,301,694	40,842,590	4,459,104	13.68	114,382	102,930	11,452	7,915.7	7,288.6	627.1	110		
CAPROCK # 15A	Mc Crometer	114,191,113	109,621,758	4,569,355	14.02	374,643	364,190	10,453	9,279.0	8,671.7	607.3	130		
CAPROCK # 21	Mc Crometer	65,320,356	63,247,528	2,072,828	6.36	163,961	156,092	7,869	12,380.3	11,977.5	402.8	65		
C-1	Mc Crometer	43,864,071	43,095,484	768,587	2.36	87,494	85,755	1,739	15,952.6	15,857.3	95.3	110		
CAPROCK # 2	Well Inoperable													
CAPROCK # 3	Well Inoperable													
CAPROCK # 5	Well Inoperable													
C-5	Well Inoperable													
C-4	Mc Crometer													
C-3	Mc Crometer													
CAPROCK # 17	Mc Crometer											80		
CAPROCK # 16	Mc Crometer											off		
Boosters		9,866,615	9,866,615	0	0.00	141,688	128,430	13,258	10999.9	10999.9	0			
2 MG RESERVOIR						1,005	971	34						
Totals				46,328,238	142.18			140,819			5605.00			

Meter Reads In Barrells
 Ambassadors #1 & # 3 - Wells Inoperable
 C-3, & Caprock #16 - Wells Inoperable
 Meter Changed Out
 Meter removed.

**DOUBLE EAGLE WATER SYSTEM
WATER RIGHTS PUMPED
ACRE FEET**

7648 Acre Ft. Available Per Year

YEAR	JAN	FEB	MAR	APR	MAY	JUN	JUL	AUG	SEP	OCT	NOV	DEC	TOTAL
2003	122.27	104.02	106.63	131.16	131.94	108.31	137.27	122.89	129.50	122.80	83.40	125.20	1,425.39
2004	94.10	99.14	108.96	88.59	85.29	104.91	80.47	96.62	108.99	99.07	84.00	132.98	1,183.12
2005	81.06	73.83	91.00	90.00	110.71	129.71	103.80	125.81	89.55	91.54	92.55	103.75	1,183.31
2006	99.66	92.01	109.29	75.35	137.85	132.18	86.22	98.53	96.51	96.88	103.45	82.69	1,210.62
2007	73.12	78.65	99.85	73.60	97.46	93.25	114.77	141.58	113.26	111.06	98.79	109.92	1,205.31
2008	108.28	117.41	93.89	110.54	91.87	107.59	103.60	134.80	114.37	126.79	119.45	139.80	1,368.39
2009	115.53	83.87	105.70	112.09	109.80	124.02	128.01	105.62	101.64	134.59	96.48	98.93	1,316.28
2010	98.23	113.03	134.55	139.75	121.56	152.79	139.33	180.08	160.27	158.58	167.75	151.88	1,717.80
2011	171.89	131.01	144.73	160.28	185.57	170.30	157.83	137.34	139.25	135.26	137.58	117.98	1,789.02
2012	112.77	108.16	110.15	110.62	111.76	186.92	141.80	163.02	72.61	134.45	161.72	175.64	1,589.62
2013	164.38	146.44	142.20	145.50	142.80	124.28	97.54	94.88	109.18	103.89	93.63	85.58	1,450.30
2014	85.93	86.42	87.69	97.98	125.16	108.77	144.13	120.58	98.47	114.24	102.38	107.72	1,279.47
2015	89.83	63.29	89.61	87.98	64.58	50.44	70.24	51.81	37.52	33.59	30.08	30.07	699.04
2016	30.64	38.22	36.18	26.75	28.85	34.75	32.22	33.35	23.61	26.72	29.06	31.03	371.38
2017	25.7	35.61	28.01	23.74	32.89	38.88	31.35	39.17	34.97	35.18	35.9	30.94	392.34
2018	40.13	23.75	34.02	35.14	39.33	42.3	31.46	43.72	38.41	37.23	35.01	31.7	432.20
2019	38.5	31.43	38.88	47.10	47.95	27.52	54.21	65.54	52.22	48.53	47.46	38.97	538.31
2020	33.11	23.96	37.75	38.84	68.02	54.59	77.21	59.61	62.09	51.36	93.76	34.66	634.96
2021	62.14	65.22	46.43	96.87	69.61	96.94	91.63	56.41	120.17	121.64	87.7	85.52	1,000.28
2022	68.37	81.29	92.93	110.89	112.75	115	78.14	79.49	131.9	119.22	93.76	138.36	1,222.10
2023	108.02	142.18											250.20

**DOUBLE EAGLE WATER SYSTEM
WATER SOLD/PROVIDED
ACRE FEET**

YEAR	JAN	FEB	MAR	APR	MAY	JUN	JUL	AUG	SEP	OCT	NOV	DEC	TOTAL
2003	103.16	118.81	92.16	100.16	106.02	121.98	117.48	118.48	96.98	96.27	117.92	65.14	1,255
2004	77.06	132.54	98.28	113.37	95.77	156.29	95.71	102.28	75.52	133.76	82.88	78.70	1,242
2005	95.53	53.68	62.88	76.56	70.95	68.86	107.91	88.42	76.59	66.83	88.31	60.69	917
2006	68.06	68.09	64.04	74.07	54.60	73.13	70.56	65.77	63.28	71.94	70.15	67.72	811
2007	63.47	71.20	43.33	64.06	81.36	83.03	80.18	72.46	89.35	38.88	49.77	115.89	853
2008	73.31	54.99	170.85	58.17	113.89	87.58	112.17	93.30	54.07	113.46	87.57	0.00	1,019
2009	133.68	134.89	193.91	128.57	124.42	147.29	149.87	144.41	403.39	204.34	216.64	205.47	2,187
2010	166.20	147.23	156.74	206.90	262.81	159.74	235.21	209.27	261.26	289.04	249.98	202.71	2,547
2011	273.88	296.83	197.17	305.62	293.17	356.46	306.39	341.59	373.96	299.28	332.79	115.34	3,492
2012	70.53	108.07	365.95	127.64	147.59	169.53	110.81	151.82	168.33	94.88	158.73	145.76	1,820
2013	304.62	105.90	114.03	89.49	91.59	72.45	66.60	67.58	58.66	52.40	62.94	49.32	1,136
2014	60.02	54.78	73.24	66.94	80.62	76.05	68.73	80.55	75.86	58.67	67.36	63.32	826
2015	59.07	47.81	31.75	28.16	38.17	18.94	17.79	19.48	17.51	11.21	9.04	8.54	307
2016	11.61	8.13	9.02	7.07	5.58	4.20	7.95	6.37	7.11	4.21	3.57	3.61	78
2017	4.28	4.14	3.55	4.95	3.85	8.38	7.79	4.46	4.83	3.69	4.76	7.98	63
2018	6.59	9.34	3.65	6.59	7.74	7.76	11.90	10.94	10.64	4.89	8.53	4.29	93
2019	8.82	6.04	3.21	5.81	9.53	6.98	9.20	9.01	13.52	11.29	9.57	11.67	105
2020	8.15	8.88	6.63	7.80	8.57	11.79	12.75	11.66	9.38	8.64	8.64	11.87	115
2021	4.34	2.25	8.89	9.73	16.09	8.99	13.45	7.96	8.14	6.35	18.20	7.44	111.83
2022	4.86	4.86	7.35	8.99	11.39	11.67	13.44	12.63	11.79	7.41	8.69	5.88	108.96
2023	9.35	7.06											16.41

Note: Free Stock Included

** Number includes Paying Livestock/Free Livestock/Gov Domestic/Comm Domestic/Industrial/WIPP

WASTEWATER TREATMENT PLANT REPORT FEBRUARY 2023

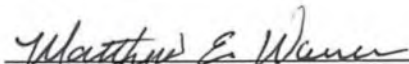
Wastewater:	Current Month	Previous Month	Calendar Year to Date
Total Effluent Discharge to Pecos River (Acre Ft.)	175.90	195.33	371.23
Treated Reuse Delivered to Mun. Golf Course (Acre Ft.)	10.46	12.63	23.09
Treated Reuse Sold to Rockhouse Ranch (Acre Ft.)	0.00	0.00	0.00
WWTP Irrigation Meter (Acre Ft.)	0.15	0.00	0.15
Total Reuse Pumped	10.61	12.63	23.24
After Hours Control Panel Alarms	3	1	4
KWH Consumed 123,747-122,867= $\times 160$ =	140,800	153,600	294,400
NPDES Permit Violations	0	0	0
Sodium Hydrochloride for Reuse (Gallons)	48	30	78

Septage Disposal Report:	Current Month	Previous Month	Calendar Year to Date
Total Number of Loads	158	175	333
Taxed Gallons 379,695.75 \times \$.10	\$37,969.58	\$30,498.75	\$68,468.33
Taxed Manifest Books / \$30.00 5 \times \$30.00	\$150.00	\$60.00	\$210.00
Subtotal	\$38,119.58	\$30,558.75	\$68,678.33
5% Tax	\$1,905.98	\$1,527.94	\$3,433.95
Taxed Billing	\$40,025.55	\$32,086.69	\$72,112.28
Tax Exempt Gallons 106812.50 \times \$.10	\$10,681.25	\$8,851.50	\$19,532.75
Tax Exempt Manifest Books / \$30.00 0 \times \$30.00	\$0.00	\$30.00	\$30.00
Taxed Exempt Billing	\$10,681.25	\$8,881.50	\$19,562.75
Total Billing	\$50,706.80	\$40,968.19	\$91,675.03

Biosolids:	Current Month	Previous Month	Calendar Year to Date
Total Compost Produced (Cu. Yds.)	510.00	0.00	510.00
Amount of Sludge Sent to Compost Operation (Cu. Yds.)	542562.00	1773.94	544,335.94

Wastewater Discharge Characteristics:	Current Month	Previous Month	Permit Limit
Average Biochemical Oxygen Demand (Lbs./Day)	59.15	43.49	1,051.00
Average Total Suspended Solids (Lbs./Day)	83.86	54.55	1,051.00
Average Flow (Million Gallons/Day)	2.04	2.03	NA
E.Coli (30 Day Avg.)	1.03	1.00	126.00

Remarks:


Matthew Warner, WW Superintendent

SEWER COLLECTIONS REPORT

Feb 23

Calendar

This Month Previous Month Year to Date

Collection Lines:

Total Mileage of Main Line in System			139
Line Extension (Ft.)	0	0	0
Line Replacement (Ft.)	0	11	11
Repairs on Main Lines	1	2	3
Main Line Stoppages	5	5	10
Number of Manholes and Cleanouts	0	0	0
Manholes Flushed	0	0	0
Manholes Repaired	1	2	3
Customer Service Repairs	0	1	1
Customer Complaints, All Other	13	12	25
Carlsbad Line Location Service	0	0	0
Double Eagle Line Location Service	0	0	0
Ft. Sewer Liner Cleaned/Rodded	6,900	3,550	10,450
Sewer Tap Inspections	0	0	0
Total No. of Customer Services	0	0	0
Total No. of New Cust. Services Installed	0	0	0

Lift Stations:

Total in Service			
Number of After-Hour Control Panel Alarms	3	5	8
Number of Repairs	0	0	0
KWH Consumed, Primary Lift Station	52320	64,000	116,320
KWH Consumed, All Other Lift Stations	10376	12,995	23,371

bull pump 1 1/2 at 3.17

Wes Ruten 3-2-23

**EFFLUENT DISCHARGE TO PECOS RIVER
ACRE / FEET**


YEAR	JAN	FEB	MAR	APR	MAY	JUN	JUL	AUG	SEP	OCT	NOV	DEC	TOTAL
2000	275.31	248.42	260.88	233.80	316.16	282.37	276.77	278.69	311.94	258.03	349.52	325.73	3,417.62
2001	272.21	204.60	217.67	191.40	142.09	236.98	244.68	224.77	225.64	195.79	254.84	265.78	2,676.45
2002	266.35	232.01	263.62	256.99	225.81	190.74	250.02	214.79	206.30	244.07	207.28	239.84	2,797.82
2003	195.98	143.44	168.79	155.94	169.64	151.16	185.64	183.40	174.65	209.24	209.88	236.34	2,184.10
2004	232.32	213.56	223.88	291.51	274.82	213.81	209.05	186.17	199.53	241.73	280.59	208.26	2,775.23
2005	184.13	164.12	178.11	168.66	206.41	168.17	167.37	181.58	157.77	173.60	147.12	169.92	2,066.96
2006	141.87	127.02	172.99	140.40	140.92	169.70	174.86	188.76	197.39	185.97	178.88	182.23	2,000.99
2007	175.29	153.32	169.55	166.88	207.94	153.26	271.96	303.14	316.00	351.48	364.76	305.84	2,939.42
2008	259.44	239.22	252.53	246.40	228.69	180.08	206.35	210.09	240.35	261.89	258.89	171.21	2,755.14
2009	358.99	231.11	189.22	175.11	196.47	196.37	167.43	158.99	147.30	182.56	165.29	186.18	2,355.02
2010	179.80	164.40	171.85	172.47	136.28	138.37	220.04	174.07	196.08	190.49	192.02	181.35	2,117.22
2011	177.75	161.00	153.44	128.22	131.87	132.52	140.71	144.86	149.98	149.77	158.14	176.47	1,804.73
2012	177.26	133.35	158.96	132.17	197.54	139.17	163.09	149.43	143.97	124.39	140.86	183.20	1,843.39
2013	174.54	155.21	161.36	131.65	121.07	133.60	175.46	164.14	177.28	206.07	240.30	209.81	2,050.49
2014	210.63	150.47	156.04	153.06	160.67	157.52	218.21	280.09	284.34	255.76	244.57	224.53	2,495.89
2015	251.82	212.71	212.94	169.98	208.69	201.13	216.44	237.77	198.80	221.07	202.61	233.28	2,567.24
2016	250.84	215.81	203.86	199.36	220.94	213.33	202.97	238.61	251.05	230.03	217.11	202.17	2,646.08
2017	226.02	195.23	190.92	172.18	121.62	114.39	132.83	166.44	166.80	172.02	164.66	171.59	1,994.70
2018	180.72	134.33	132.78	116.31	115.83	119.59	129.91	152.77	160.73	184.72	166.96	175.48	1,770.13
2019	187.77	147.18	151.39	141.14	122.93	147.25	156.34	163.47	171.70	196.57	190.31	181.66	1,957.71
2020	171.87	152.55	144.74	108.70	129.17	128.14	127.36	133.91	137.49	147.44	150.85	168.11	1,700.33
2021	176.88	166.70	155.81	141.66	147.77	138.68	213.38	233.23	213.59	229.06	205.63	201.46	2,223.85
2022	215.85	180.58	165.29	88.93	133.36	132.40	154.29	155.42	159.82	200.87	194.49	193.65	1,974.95
2023	195.33	175.90											371.23

**EFFLUENT REUSE
ACRE / FEET**

YEAR	JAN	FEB	MAR	APR	MAY	JUN	JUL	AUG	SEP	OCT	NOV	DEC	TOTAL
2000	0.00	0.00	0.00	0.00	0.00	0.00	0.00	0.00	0.00	0.00	0.00	0.00	0.00
2001	0.00	0.00	0.00	0.00	0.00	0.00	0.00	0.00	0.00	0.00	0.00	0.00	0.00
2002	0.00	0.00	0.00	0.00	0.00	0.00	0.00	0.00	0.00	0.00	0.00	0.00	0.00
2003	0.00	0.00	0.00	0.00	0.00	0.00	0.00	0.00	0.00	0.00	0.00	0.00	0.00
2004	18.94	15.45	17.52	25.36	40.46	43.55	50.58	38.81	31.31	20.14	7.82	8.08	318.02
2005	6.96	5.99	14.35	35.49	31.91	43.54	45.14	30.45	37.52	25.95	25.12	20.74	323.16
2006	22.68	22.17	23.21	37.40	49.95	99.47	207.81	72.92	23.20	34.28	20.50	17.75	631.34
2007	13.63	13.91	24.14	31.79	27.52	49.34	36.59	38.53	32.68	25.42	12.77	13.64	319.96
2008	15.06	20.54	21.83	41.29	46.49	48.50	35.56	40.95	22.85	38.63	26.92	7.18	365.80
2009	16.77	20.71	26.54	40.51	39.84	41.08	44.08	51.38	49.33	43.70	27.62	11.71	413.27
2010	16.58	8.89	23.08	31.79	62.07	61.63	15.10	49.33	28.02	29.55	21.36	18.51	365.91
2011	14.69	8.13	38.05	54.54	56.44	52.72	55.45	50.42	49.73	44.67	23.78	7.38	456.00
2012	5.82	10.40	24.91	46.25	37.18	50.67	42.51	59.86	50.03	26.67	15.56	8.15	378.01
2013	8.68	7.48	21.68	38.81	58.76	53.68	37.15	36.50	21.42	29.52	12.20	14.36	340.24
2014	19.88	23.44	34.05	32.20	47.27	54.26	67.18	45.85	21.00	32.05	19.69	28.04	424.91
2015	7.33	13.31	21.93	47.89	49.49	75.50	63.51	46.70	44.23	16.48	17.41	12.08	415.86
2016	7.43	17.65	41.85	42.00	37.41	34.82	53.26	35.94	29.90	29.75	21.56	18.97	370.54
2017	10.85	15.78	32.93	38.92	58.76	70.39	69.88	42.35	41.26	32.46	17.40	10.48	441.46
2018	25.29	45.73	62.15	81.04	88.81	83.84	93.81	74.15	55.54	42.74	34.22	15.62	702.94
2019	18.09	35.37	50.54	63.17	87.76	78.14	89.60	85.06	68.66	48.29	26.89	27.94	679.51
2020	28.16	29.07	40.67	66.70	70.90	67.84	77.07	74.77	58.73	42.58	23.60	10.88	590.97
2021	7.76	6.75	44.46	41.16	47.64	63.50	37.20	40.37	10.15	33.27	30.33	13.21	375.80
2022	6.81	14.04	38.29	48.19	67.72	82.38	70.77	77.47	75.39	27.51	15.31	14.71	538.59
2023	12.63	10.61											23.24

CITY OF CARLSBAD

AGENDA BRIEFING MEMORANDUM



Council Meeting Date: 3/28/2023

Department: Planning and Regulation	By: Jeff Patterson, Director	DATE: 3/22/2023
--	-------------------------------------	---------------------------

SUBJECT: Business License request by the Heights Lions Club for a Carnival at 300 and 301 Diaz Street (Ray Anaya/San Jose Plaza and Park), pursuant to Carlsbad Code of Ordinances, Chapter 28, Article II.

BACKGROUND, ANALYSIS AND IMPACT: (Safety and Welfare/Financial/Personnel/Infrastructure/etc.)
 The Heights Lions Club has requested a Business License to sponsor a carnival as a fundraiser for their organization. The carnival is requested to be held at 300 and 301 Diaz St., starting on Thursday, May 18, 2023, through Sunday, May 28, 2023. The carnival presenter is Moore’s Greater Shows, LLC, 1083 FM 491, Lyford, TX 78569.

According to Carlsbad Code of Ordinances, Chapter 28, Article II, when making a decision regarding a Business License, the City Council: “shall consider, but is not limited to, how such business will affect the health, safety, and general welfare of the public; the level of supervision such business may require; the degree to which business may attract crowds or children or effect vehicle or pedestrian traffic; the accessibility of the proprietors of such business if complaints made to the city are to be investigated; and the possibility of illegal activity transpiring at the proposed place of business.”

The applicant has been reminded of the requirements for certification, under the Carnival Ride Insurance Act (Section 57-25 et. Seq. NMSA, 1978), and shall be required to provide the City with copies of the Carnival Ride Inspections, issued by the State Licensing and Regulation Department, prior to operation.

DEPARTMENT RECOMMENDATION: Approval based on the following conditions:

1. The applicant shall comply with all applicable requirements of Code of Ordinances, Chapter 28, Article II.
2. The applicant shall furnish the City with copies of all forms and inspections required under the Carnival Ride Insurance Act (57-25-3), NMSA 1978), prior to operation.
3. The applicant shall ensure that all trash is cleaned from the site daily and at the end of the event.

BOARD/COMMISSION/COMMITTEE ACTION:

<input type="checkbox"/> P & Z	<input type="checkbox"/> Lodgers Tax Board	<input type="checkbox"/> Cemetery Board	} <input type="checkbox"/> APPROVED
<input type="checkbox"/> Museum Board	<input type="checkbox"/> San Jose Board	<input type="checkbox"/> Water Board	
<input type="checkbox"/> Library Board	<input type="checkbox"/> N. Mesa Board	<input type="checkbox"/> _____ Committee	} <input type="checkbox"/> DISAPPROVED

<p>Reviewed by City Administrator <u>/s/John Lowe</u> Date: <u>03/23/2023</u></p>

ATTACHMENT(S): application, map



CITY OF CARLSBAD
 Planning, Engineering, and Development Dept.
 Phone: (575) 885-1185
 Fax: (575) 628-8379

NON-REFUNDABLE APPLICATION FEE:

Date: 3-10-23

- \$25 Door to Door--City Solicitation License (as regulated by Sec. 28.161)
- \$25 Dance, per day
- \$200 Dance, per year
- \$50 Boxing, wrestling, fighting, or martial arts exhibitions or contests, per performance
- \$100 Carnival, circus, or menagerie, per day
- \$250 Pawnbroker, per year

**BUSINESS LICENSE
 (SPECIAL EVENTS/PAWNBROKERS)
 APPLICATION**

BUSINESS NAME:
Carlsbad Heights Lions

TYPE OF BUSINESS/PURPOSE OF LICENSE:
Carnival

LOCATION OF BUSINESS (Physical Address):
1530 Arbor Ct
Carlsbad, NM 88220

NM ID #: 85-0304189

MAILING ADDRESS:
PO Box 593
Carlsbad NM 88220

BUSINESS OWNER:
Carlsbad Heights Lions

DATES OF LICENSE USE:
May 18 thru May 28

E-MAIL ADDRESS: Jay@lawyersnm.com
 PHONE NUMBER: 575/302-3330
 APPLICANT'S SIGNATURE:
[Signature]

FOR OFFICIAL USE ONLY

Solicitor's License? Yes No

Council Action: Approved Denied Date: _____

Conditions Required: _____



CITY OF CARLSBAD

Planning, Engineering, and Regulation Department

114 S. Halagueno, PO Box 1569

Carlsbad, New Mexico 88220

Phone (575) 885-1185, Fax (575) 628-8379

BUSINESS LICENSE SOLICITOR REGULATIONS (Sec. 28-161 to 169)

1. Post a surety bond, with a surety licensed to do business in the state, in the amount of \$1,000.00, or \$2,000.00 for more than one employee, to the City; and
2. Obtain a City Business Registration; and
3. Obtain a Peddler's Identification Card. However, since the capability for issuance of Peddler Identification Cards no longer exists as detailed in Ordinance Section 28-163(3), the following information shall be displayed on the business registration:
 - a. the name and address of the bearer;
 - b. the name and address of the employer;
 - c. a "wallet-sized" photograph of the applicant;
 - d. the name and address of the bonding company;
 - e. the statement: "THE CITY OF CARLSBAD DOES NOT ENDORSE OR GUARANTEE THE PRODUCT OR SERVICE OF THE PERMITTEE OR HIS COMPANY." ; and
4. Hours of operation be limited to start no earlier than 10:00 AM and terminate each day no later than 9pm or ½ hour prior to sunset, whichever occurs first; and
5. Solicitors are prohibited from using a loudspeaker to announce or advertise his or her presence or otherwise disturb peace and tranquility; and
6. Solicitors shall not enter property unless requested or invited to do so by the owner or occupant of property. Solicitors shall not enter property if there is a sign posted in a conspicuous place that reads: "No Trespassing," "No Peddlers," "No Agents," "No Solicitors," "No Advertisements" or any similar notice.

CITY OF CARLSBAD FACILITY REQUEST FORM



Request for Facility Use: (Check One)

<input type="checkbox"/> Beach Bandshell/Pavilion	<input checked="" type="checkbox"/> Ray Anaya San Jose Plaza	<input type="checkbox"/> MLK Pavilion/Park
<input type="checkbox"/> Heritage Park	<input type="checkbox"/> North Water Park Front	<input type="checkbox"/> Other (Please Specify):


Purpose of Use: Carnival
 Event Date: May 28, 2023 Event Time: 6-10 weekdays, 6-12, FS,
 Organization: Carlsbad Heights Lions
 Contact of Person: JAY FRANCIS
 Address: PO Box 593 City/State: Carlsbad, NM
 Phone Numbers: 575/302-3330

Release of Liability

The City shall not be responsible for any personal injury, death, or property loss or damage to the persons or entities using the facilities, their agents, employees, officers, representatives, assigns, customers, patrons, guest, or invitees arising from any cause or causes whatsoever.

In consideration for the use of the City facilities named above, I do, for myself, the organization I represent, my heirs, executors and administrator, hereby release and discharge the City of Carlsbad, its officers, directors, employees, and agents from all manner of claims, liabilities, obligations, causes of action, damages, suits, losses, and expenses of every kind, which I and/or the organization I represent have now or hereinafter and which are associated, in any manner, with this Permit, the use of the facilities, or the event listed above.

Additionally, I and the organization I represent shall save, indemnify, and hold harmless the City, its officers, directors, employees, and agents from and against any and all claims, liabilities, obligations, causes of action, damages, suits, losses, and expenses of every kind, together with any attorneys' fees and litigation costs, made by or on behalf of any person or entity arising out of or in any manner associated with this Permit, the use of the facilities, or the event listed above.



 Signature

FOR OFFICE USE ONLY:

ADDITIONAL INFO/REQUESTS:

APPROVED BY:

Coordinator: _____ Date: _____

Director: _____

City Administrator: _____

CARLSBAD HEIGHTS LIONS CLUB

10 March 2023

Carlsbad City Counsel
101 N. Halagueno
Carlsbad, New Mexico 88220

Re: Lions Club Carnival

Dear Counsel Members and Mayor Janaway:


As Secretary of the Carlsbad Heights Lions club I am requesting permission from the city for a special licence to hold a carnival from 18 May 2023 through 28 May 2023. This carnival will be put on by Moore's Greater Shows of Lyford, Texas. Mr. Moore and his family has been the provider of the carnival for many years for the Heights Lions Club and brings quality rides to the area.

This carnival would be held at the San Jose Park Plaza. The plaza has already been reserved thorough the proper people and we are asking fro the special licenses and for the use of the Plaza. We are also asking for Diaz Street to be closed during setup and operation of the Carnival.

All money raised by the Heights Lions Club by this Carnival will be used for local activities: including providing eye glasses for indigent citizens, Boys and Girls club, Carlsbad Community Kitchen, Packs for Hunger, Carlsbad Transitional Living, LifeHouse and other numerous charitable local activities. This Carnival will be the chief fundraiser for the Club and holding the Carnival would greatly impact the ability of the Lions Club to have sufficient funds to meet its charitable goals.

We are therefore asking the city to issue the special license and use of the San Jose Plaza and the closing of Diaz Street. If you have questions or need additional information, we can provide that at the City Council Meeting.

Sincerely,



Jay Francis

Treasurer

Carlsbad Heights Lion Club

JF/tf



CERTIFICATE OF LIABILITY INSURANCE

DATE (MM/DD/YYYY)

03/10/2023

THIS CERTIFICATE IS ISSUED AS A MATTER OF INFORMATION ONLY AND CONFERS NO RIGHTS UPON THE CERTIFICATE HOLDER. THIS CERTIFICATE DOES NOT AFFIRMATIVELY OR NEGATIVELY AMEND, EXTEND OR ALTER THE COVERAGE AFFORDED BY THE POLICIES BELOW. THIS CERTIFICATE OF INSURANCE DOES NOT CONSTITUTE A CONTRACT BETWEEN THE ISSUING INSURER(S), AUTHORIZED REPRESENTATIVE OR PRODUCER, AND THE CERTIFICATE HOLDER.

IMPORTANT: If the certificate holder is an **ADDITIONAL INSURED**, the policy(ies) must be endorsed. If **SUBROGATION IS WAIVED**, subject to the terms and conditions of the policy, certain policies may require an endorsement. A statement on this certificate does not confer rights to the certificate holder in lieu of such endorsement(s).

PRODUCER DSP Insurance Services, Inc. 1900 E. Golf Road, Suite 650 Schaumburg, IL 60173	CONTACT NAME: John Adams	
	PHONE (A/C, No, Ext): 1-800-316-6705	FAX (A/C, No): 847-934-6186
E-MAIL ADDRESS: lionsclubs@dspins.com		
INSURED Carlsbad Heights Lions Carlsbad New Mexico	INSURER(S) AFFORDING COVERAGE	
	INSURER A: ACE American Insurance Company	NAIC # 22667
	INSURER B:	
	INSURER C:	
	INSURER D:	
	INSURER E:	

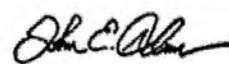
COVERAGES **CERTIFICATE NUMBER:** **REVISION NUMBER:**

THIS IS TO CERTIFY THAT THE POLICIES OF INSURANCE LISTED BELOW HAVE BEEN ISSUED TO THE INSURED NAMED ABOVE FOR THE POLICY PERIOD INDICATED. NOTWITHSTANDING ANY REQUIREMENT, TERM OR CONDITION OF ANY CONTRACT OR OTHER DOCUMENT WITH RESPECT TO WHICH THIS CERTIFICATE MAY BE ISSUED OR MAY PERTAIN, THE INSURANCE AFFORDED BY THE POLICIES DESCRIBED HEREIN IS SUBJECT TO ALL THE TERMS, EXCLUSIONS AND CONDITIONS OF SUCH POLICIES. LIMITS SHOWN MAY HAVE BEEN REDUCED BY PAID CLAIMS.

INSR LTR	TYPE OF INSURANCE	ADDL INSR	SUBR WVD	POLICY NUMBER	POLICY EFF (MM/DD/YYYY)	POLICY EXP (MM/DD/YYYY)	LIMITS
A	GENERAL LIABILITY <input checked="" type="checkbox"/> COMMERCIAL GENERAL LIABILITY <input type="checkbox"/> CLAIMS-MADE <input checked="" type="checkbox"/> OCCUR <input checked="" type="checkbox"/> Agg. Per Named Insured is \$2,000,000 GENL AGGREGATE LIMIT APPLIES PER: <input checked="" type="checkbox"/> POLICY <input type="checkbox"/> PROJECT <input type="checkbox"/> LOC			HDO G47352241	09/01/2022	09/01/2023	EACH OCCURRENCE \$ 1,000,000 DAMAGE TO RENTED PREMISES (Ea occurrence) \$ 1,000,000 MED EXP (Any one person) \$ 5,000 PERSONAL & ADV INJURY \$ 1,000,000 GENERAL AGGREGATE \$ 10,000,000 PRODUCTS - COMP/OP AGG \$ 2,000,000 \$
A	AUTOMOBILE LIABILITY <input type="checkbox"/> ANY AUTO ALL OWNED AUTOS <input checked="" type="checkbox"/> HIRED AUTOS <input type="checkbox"/> SCHEDULED AUTOS NON-OWNED AUTOS <input checked="" type="checkbox"/>			ISA H10761220	09/01/2022	09/01/2023	COMBINED SINGLE LIMIT (Ea accident) \$ 1,000,000 BODILY INJURY (Per person) \$ BODILY INJURY (Per accident) \$ PROPERTY DAMAGE (Per accident) \$ \$
	UMBRELLA LIAB EXCESS LIAB DED RETENTION \$						EACH OCCURRENCE \$ AGGREGATE \$ \$
	WORKERS COMPENSATION AND EMPLOYERS' LIABILITY ANY PROPRIETOR/PARTNER/EXECUTIVE OFFICER/MEMBER EXCLUDED? (Mandatory in NH) If yes, describe under DESCRIPTION OF OPERATIONS below						WC STATUTORY LIMITS OTHER E.L. EACH ACCIDENT \$ E.L. DISEASE - EA EMPLOYEE \$ E.L. DISEASE - POLICY LIMIT \$

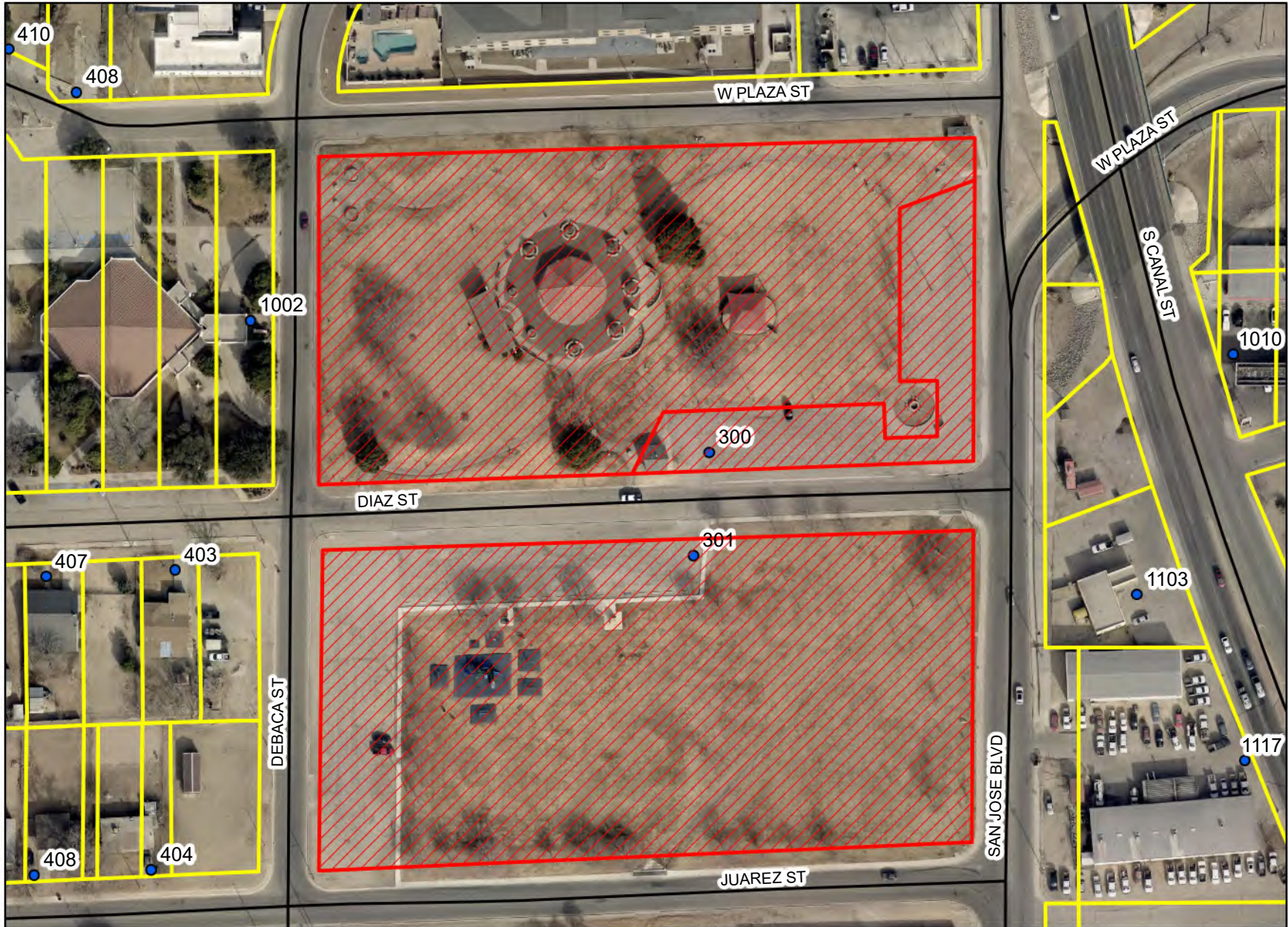
DESCRIPTION OF OPERATIONS / LOCATIONS / VEHICLES (Attach ACORD 101, Additional Remarks Schedule, if more space is required)

Provisions of the policy apply to the named insured's participation in the following activity during the policy period shown above: Lions Carnival May 16-28, 2023
PROVISIONS OF THE POLICY DO NOT APPLY TO THE SALE OR SERVING OF ALCOHOLIC BEVERAGES.

CERTIFICATE HOLDER City of Carlsbad 101 N. Halagueno Carlsbad New Mexico 88220	CANCELLATION SHOULD ANY OF THE ABOVE DESCRIBED POLICIES BE CANCELLED BEFORE THE EXPIRATION DATE THEREOF, NOTICE WILL BE DELIVERED IN ACCORDANCE WITH THE POLICY PROVISIONS.
	AUTHORIZED REPRESENTATIVE 


© 1988-2015 ACORD CORPORATION. All rights reserved.

Heights Lions Club Carnival May 18-28, 2023 Ray Anaya San Jose Park



0 50 100 200 300 400 Feet

3/22/2023



CITY OF CARLSBAD

AGENDA BRIEFING MEMORANDUM

COUNCIL MEETING DATE: 3/28/2023

DEPARTMENT: Executive	BY: John Lowe, City Administrator	DATE: 3/15/2023
------------------------------	--	------------------------

SUBJECT: Donation of Real Property to Eddy County for use as Right-of-Way over U. S. Refinery Road, as part of Phase III of the CR-605 widening project.

SYNOPSIS, HISTORY and IMPACT (SAFETY AND WELFARE/FINANCIAL/PERSONNEL/INFRASTRUCTURE/ETC.):
 Eddy County has instructed their contractor, Cobb Fendley, to reach out to the City and request that the City donate approximately 6.5531 acres of real property to the County to be used as right-of-way (ROW) over CR-605 (U.S. Refinery Rd). This property is located out in what is commonly referred to as the Western Farms area, maps attached, and is the property where U.S. Refinery Rd. is located currently. This request is part of the project to widen this road, and securing the needed ROW over this road is a significant part of this project. Cobb Fendley has submitted maps showing the property to be donated, and has provided donation agreements for the City’s review.

Cobb Fendley has identified four parcels over two large City owned tracts to be donated for ROW, totaling approximately 6.5531 acres (285,452 sq. ft.) over a linear distance equaling approximately 4,849.30 ft. The parcels have been identified and listed as Parcel 2-2A, Parcel 2-2B, Parcel 3-1A, and Parcel 3-1B on the attached maps.

The donation agreements and information have been reviewed by City Administration and the City Attorney’s office.

DEPARTMENT RECOMMENDATION: City Administration recommends **approval** of the donation of real property by the City to Eddy County to be used as right-of-way over U.S. Refinery Road, and authorizes the Mayor’s Office and City Administration to perform and execute any and all donation agreements and contracts needed to complete this action.

BOARD/COMMISSION/COMMITTEE ACTION:

<input type="checkbox"/> P&Z	<input type="checkbox"/> Lodgers Tax Board	<input type="checkbox"/> Cemetery Board	<input type="checkbox"/> APPROVED
<input type="checkbox"/> Museum Board	<input type="checkbox"/> San Jose Board	<input type="checkbox"/> Water Board	<input type="checkbox"/> DISSAPPROVED
<input type="checkbox"/> Library Board	<input type="checkbox"/> N. Mesa Board	<input type="checkbox"/> _____ Committee	

Reviewed by
City Administrator: /s/John Lowe **Date:** 03/23/2023

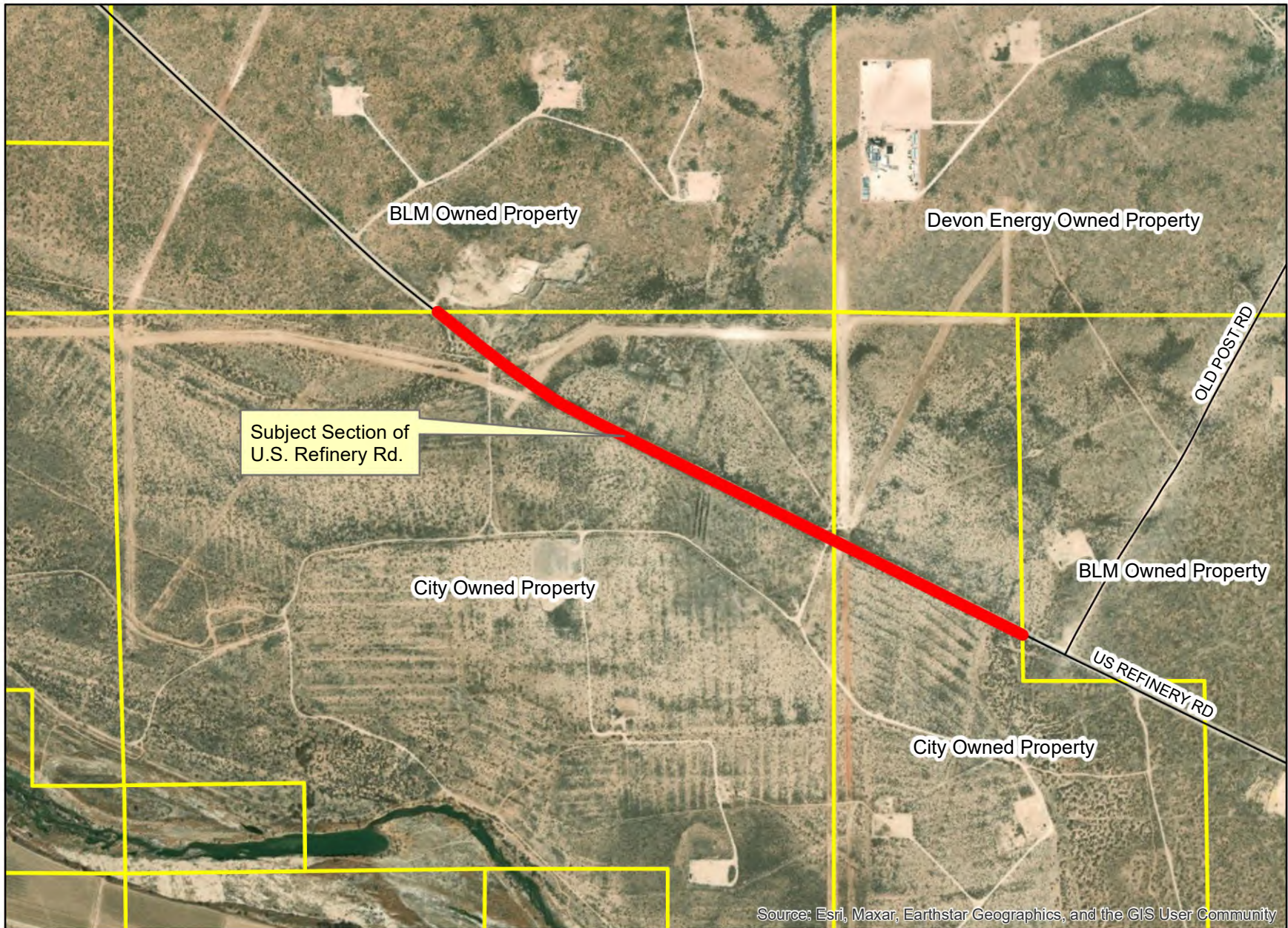
ATTACHMENTS: Easement Agreement, maps.



Property Donation - U.S. Refinery Rd.

Legend

- Roads
- Parcel



Subject Section of U.S. Refinery Rd.

BLM Owned Property

Devon Energy Owned Property

OLD POST RD

City Owned Property

BLM Owned Property

US REFINERY RD


City Owned Property

Source: Esri, Maxar, Earthstar Geographics, and the GIS User Community

0 750 1,500 3,000 Feet

3/21/2023

City of Carlsbad GIS

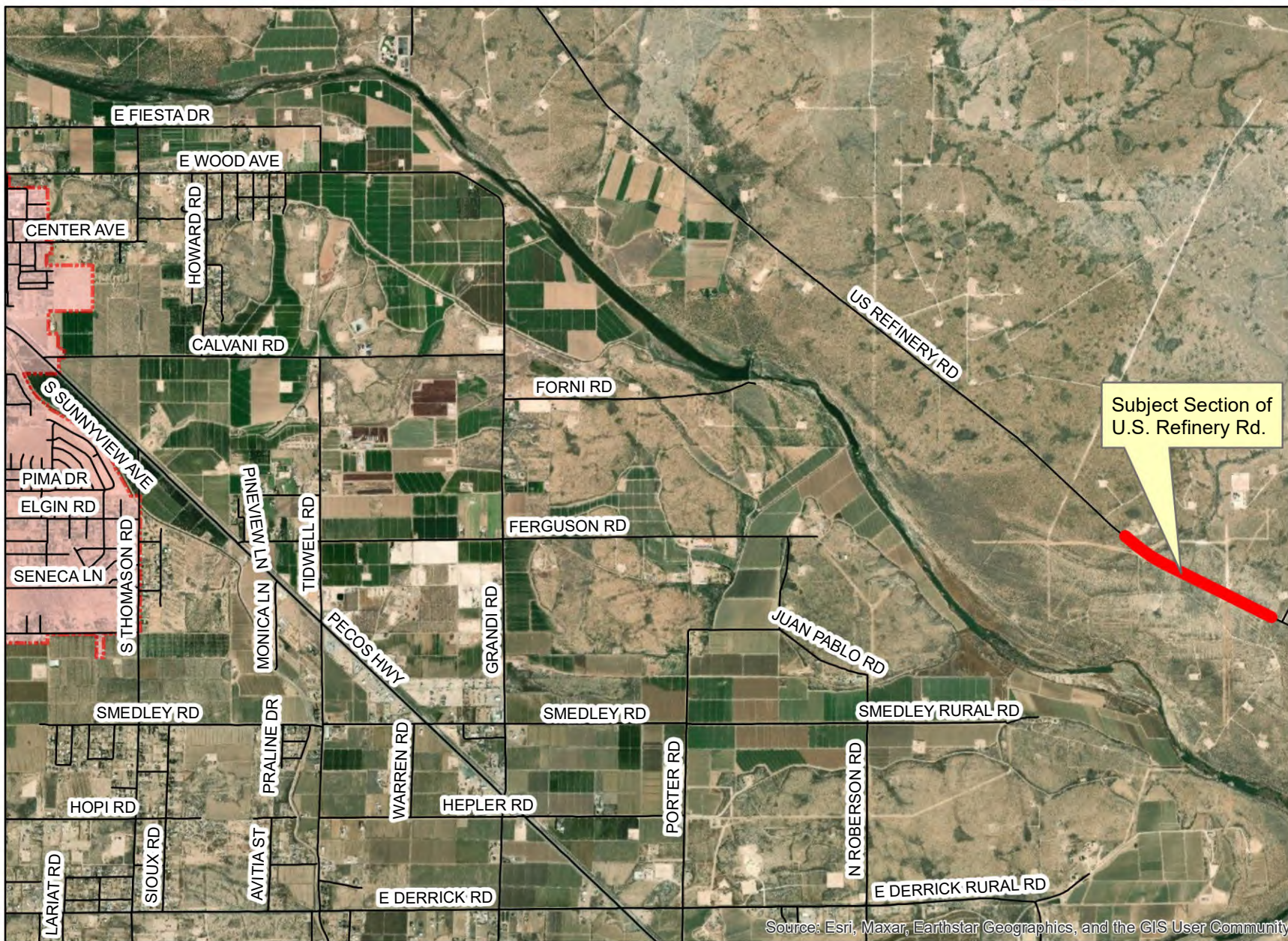




Property Donation - U.S. Refinery Rd.

Legend

- Roads
- ▭ Carlsbad City Boundary

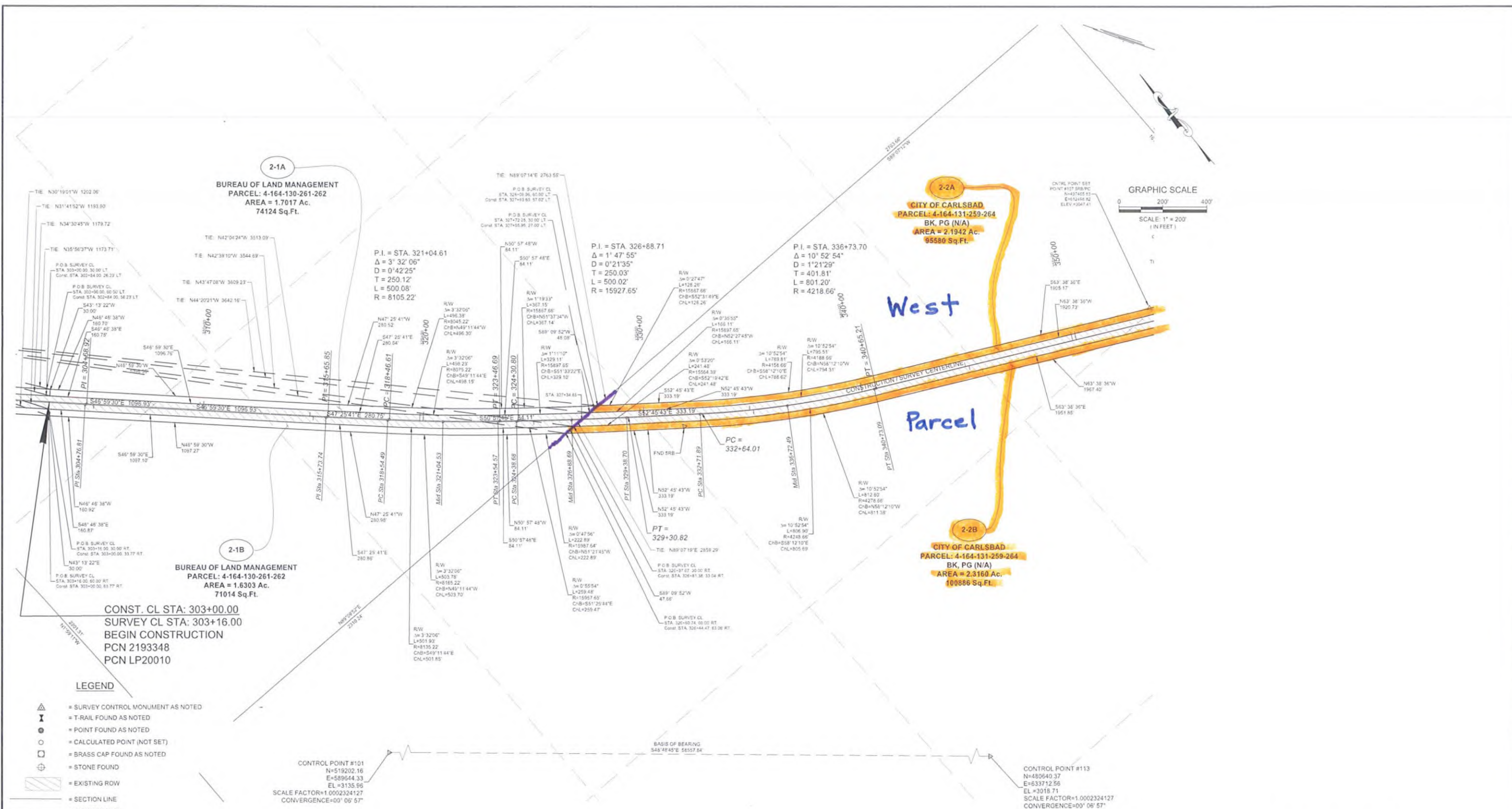


Source: Esri, Maxar, Earthstar Geographics, and the GIS User Community



3/21/2023





CONST. CL STA: 303+00.00
 SURVEY CL STA: 303+16.00
 BEGIN CONSTRUCTION
 PCN 2193348
 PCN LP20010

LEGEND

- = SURVEY CONTROL MONUMENT AS NOTED
- = T-RAIL FOUND AS NOTED
- = POINT FOUND AS NOTED
- = CALCULATED POINT (NOT SET)
- = BRASS CAP FOUND AS NOTED
- = STONE FOUND
- = EXISTING ROW
- = SECTION LINE
- = QUARTER LINE

CONTROL POINT #101
 N=519202.16
 E=589644.33
 EL=3135.96
 SCALE FACTOR=1.0002324127
 CONVERGENCE=00° 06' 57"

CONTROL POINT #113
 N=480640.37
 E=633712.56
 EL=3018.71
 SCALE FACTOR=1.0002324127
 CONVERGENCE=00° 06' 57"

RIGHT OF WAY MAPS PREPARED BY



SECTION 20 & 29
 TOWNSHIP 22 SOUTH, RANGE 28 EAST, N.M.P.M.
 EDDY COUNTY, NEW MEXICO



SURVEYOR'S CERTIFICATION

I CERTIFY THAT I AM A PROFESSIONAL SURVEYOR AND THAT THESE RIGHT-OF-WAY MAPS ARE AN INTERIM PRODUCT OF PROJECT DESIGN DEVELOPMENT AND WERE PREPARED BY ME OR UNDER MY DIRECTION AND ARE BASED ON ACTUAL FIELD SURVEYS PERFORMED UNDER MY DIRECTION FROM JANUARY 2020 TO MAY 2020, CONFORMANCE WITH THE STATE OF NEW MEXICO'S MINIMUM STANDARDS FOR RIGHT-OF-WAY SURVEYING WILL OCCUR FOLLOWING ACTUAL ACQUISITION OF RIGHT-OF-WAY REQUIRED BY PROJECT NUMBER 181710699.

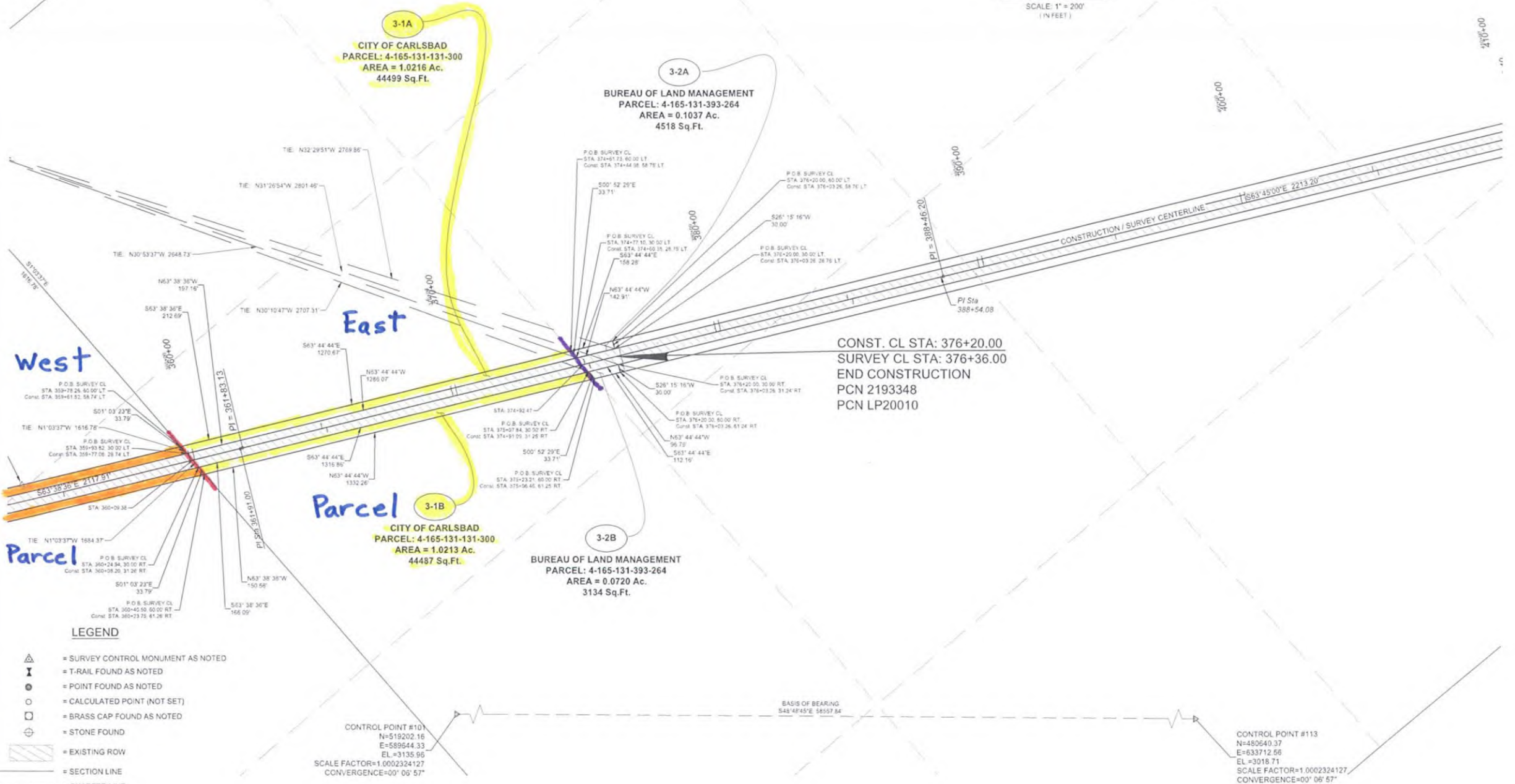
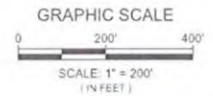
WILL D. NEISH N.M.P.S. 21081 DATE
 COBB, FENDLEY & ASSOCIATES, INC.
 3820 ACADEMY PARKWAY NORTH NE
 ALBUQUERQUE, NEW MEXICO 87109
 Ph. # (505) 508-0786

FINAL MAP
 DATE: _____

NEW MEXICO DEPARTMENT OF TRANSPORTATION
RIGHT OF WAY MAP
 NEW MEXICO PROJECT NO.

2193348
LP20010
 EDDY COUNTY SHEET 2 OF 7

NO.	DESCRIPTION	DATE	BY
4			
3			
2			
1			
REVISIONS (OR CHANGE NOTICES)			



CONST. CL STA: 376+20.00
 SURVEY CL STA: 376+36.00
 END CONSTRUCTION
 PCN 2193348
 PCN LP20010

West

East

Parcel

Parcel

LEGEND

- = SURVEY CONTROL MONUMENT AS NOTED
- = T-RAIL FOUND AS NOTED
- = POINT FOUND AS NOTED
- = CALCULATED POINT (NOT SET)
- = BRASS CAP FOUND AS NOTED
- = STONE FOUND
- = EXISTING ROW
- = SECTION LINE
- = QUARTER LINE

CONTROL POINT #101
 N=519202.16
 E=589544.33
 EL=3135.99
 SCALE FACTOR=1.0002324127
 CONVERGENCE=00° 06' 57"

CONTROL POINT #113
 N=480540.37
 E=633712.56
 EL=3018.71
 SCALE FACTOR=1.0002324127
 CONVERGENCE=00° 06' 57"

BASIS OF BEARING
 S48°48'45"E 56557.84

RIGHT OF WAY MAPS PREPARED BY

CobbFendley
 3820 Academy Parkway North N.E.
 Albuquerque, New Mexico 87109
 505.508.0768 | fax 505.508.0837 | www.cobbhendley.com

NO.	DESCRIPTION	DATE	BY
4			
3			
2			
1			
REVISIONS (OR CHANGE NOTICES)			

SECTION 19
 TOWNSHIP 22 SOUTH, RANGE 28 EAST, N.M.P.M.
 EDDY COUNTY, NEW MEXICO



SURVEYOR'S CERTIFICATION

I CERTIFY THAT I AM A PROFESSIONAL SURVEYOR AND THAT THESE RIGHT-OF-WAY MAPS ARE AN INTERIM PRODUCT OF PROJECT DESIGN DEVELOPMENT AND WERE PREPARED BY ME OR UNDER MY DIRECTION AND ARE BASED ON ACTUAL FIELD SURVEYS PERFORMED UNDER MY DIRECTION FROM JANUARY 2020 TO MAY 2020, CONFORMANCE WITH THE STATE OF NEW MEXICO'S MINIMUM STANDARDS FOR RIGHT-OF-WAY SURVEYING WILL OCCUR FOLLOWING ACTUAL ACQUISITION OF RIGHT-OF-WAY REQUIRED BY PROJECT NUMBER 181710699.

WILL D. NEISH N.M.P.S. 21081 DATE _____
 COBB, FENDLEY & ASSOCIATES, INC.
 3820 ACADEMY PARKWAY NORTH NE
 ALBUQUERQUE, NEW MEXICO 87109
 Ph. # (505) 508-0768

FINAL MAP
 DATE: _____

NEW MEXICO DEPARTMENT OF TRANSPORTATION

RIGHT OF WAY MAP

NEW MEXICO PROJECT NO.

2193348
LP20010

EDDY COUNTY SHEET 3 OF 7



4-164-131-259-264 Search...

Hyperlinks

[Assessor Property Information](#)

Details

UPC
4-164-131-259-264

Map Number
N/A

Owner
CITY OF CARLSBAD

Owner Address1
N/A

Owner Address2
N/A

Owner Address City
CARLSBAD

Owner Address State
NM

Owner Address Zip Code
88220

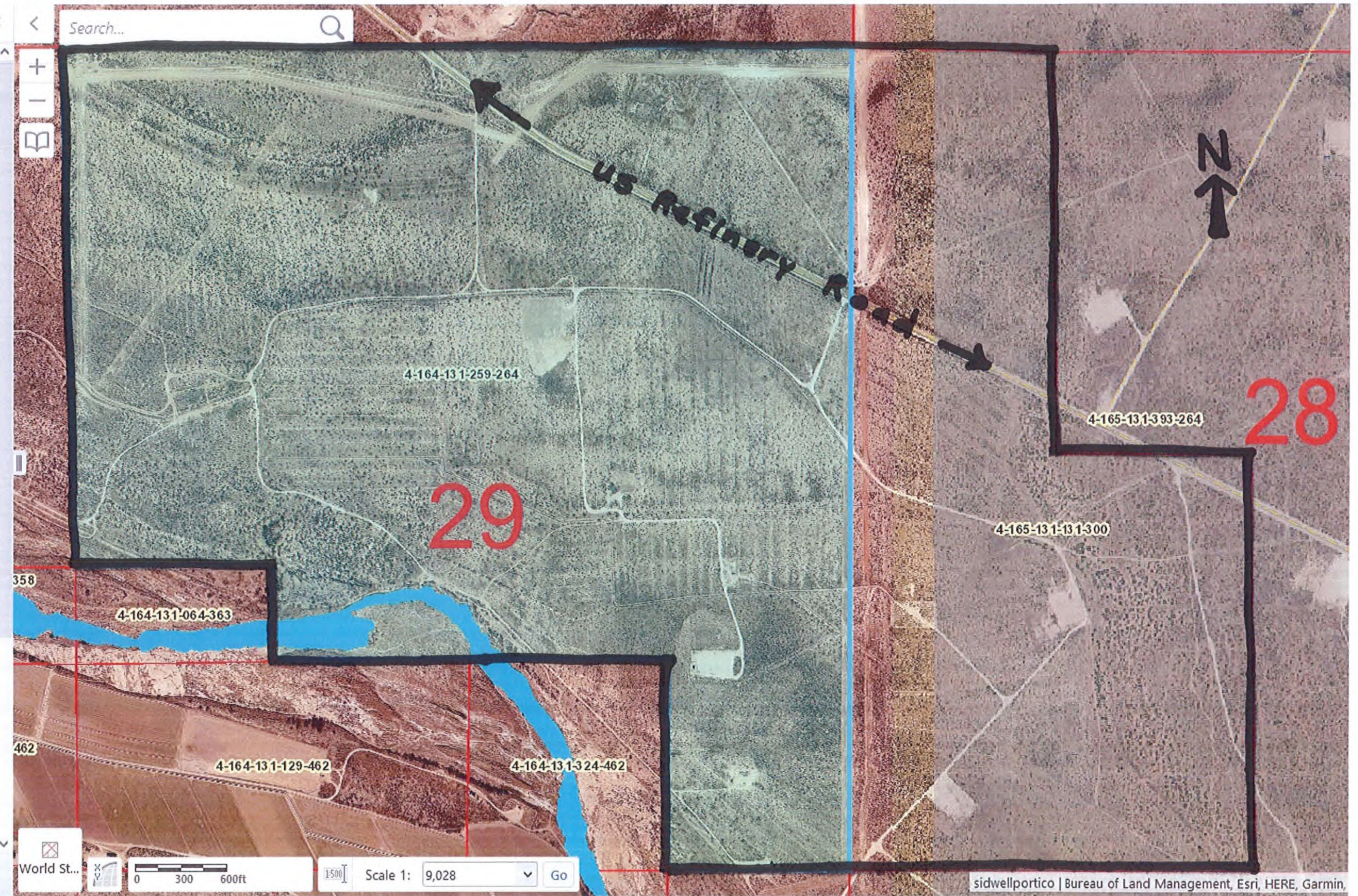
Site Address
N/A

Legal Description

Quarter: NE S: 29 T: 22S R: 28E Quarter: NW S: 29 T: 22S R: 28E Quarter: SW S: 29 T: 22S R: 28E Quarter: SE S: 29 T: 22S R: 28E NW, E2SE, NESW, N2NWSW, NWSE MAP# 276-29 LOC E OF CARLSBAD EXEMPT

Model Type
Land

Land Acreage
900 **Actual Area 500**



East City Parcel (Section 28) – CR-605 Widening Project, Phase III

4-165-131-131-300

Search...

Hyperlinks

[Assessor Property Information](#)

Details

UPC
4-165-131-131-300

Map Number
N/A

Owner
CITY OF CARLSBAD

Owner Address1
N/A

Owner Address2
N/A

Owner Address City
CARLSBAD

Owner Address State
NM

Owner Address Zip Code
88220

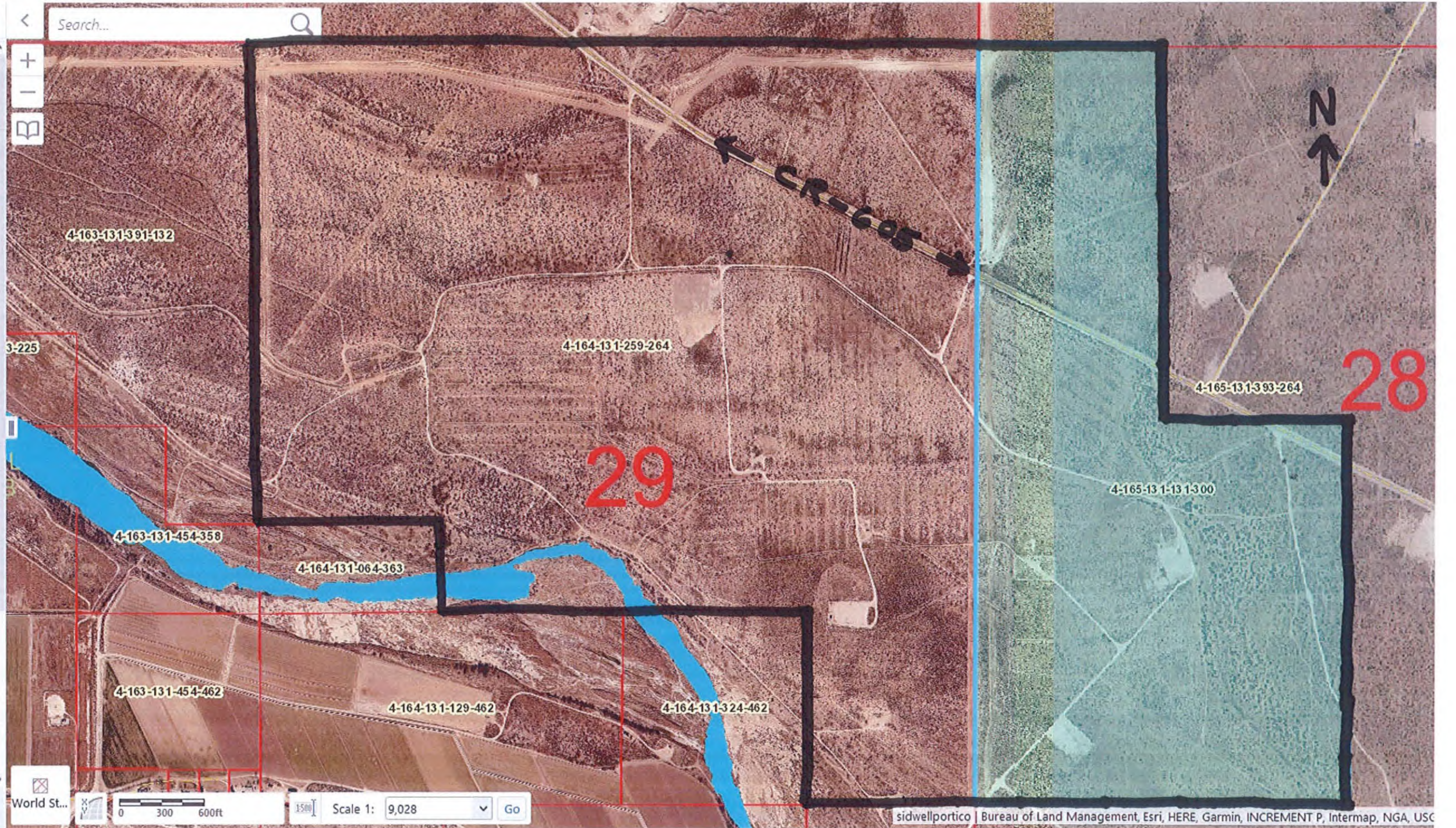
Site Address
N/A

Legal Description
Quarter: NW S: 28 T: 22S R: 28E Quarter: SW
S: 28 T: 22S R: 28E W2NW, SW MAP#
276-28.1 LOC E OF CARLSBAD EXEMPT

Model Type
Land

Land Acreage
429

Actual Area
238



Layers 4-165-131-131-300

World St... 0 300 600ft 1500 Scale 1: 9,028 Go

New Mexico Department of Transportation

DONATION CONTRACT

Project: <Project No.>
Termini: <Project Termini>
Parcel: <Parcel No.>

Control # <Control No.>
District: <District No.>
County: <County Name>

THIS AGREEMENT made and entered into this ___ day of ___, ___ between <Property Owner/Municipality> whose address is <Address>

Party of the First Part, and the New Mexico Department of Transportation, hereinafter referred to as the Department. For the purposes of this contract, Party shall be deemed to be either singular or plural as the context requires.

WITNESSETH: For good and valuable consideration, receipt of which is hereby acknowledged, the Party of the First Part hereby delivers to the Department, (1) <type of conveyance> to real estate for highway purposes situated in <County Name> County, State of New Mexico, and subject to the following terms and conditions:

CONDITIONS:

It is mutually agreed that for valuable consideration herein acknowledged, Parcel(s) <Parcel Number> shall be granted

to the New Mexico Department of Transportation.

This transaction is recognized to be of mutual benefit to both the first party and the Department.

It is mutually agreed that the right to just compensation is hereby waived.

1. Taxes and Special Assessments, if any, delinquent from former years, and Taxes and Special Assessments for the current year, if due and/or payable, shall be paid by the Party of the First Part.

2. Party of the First Part will be responsible for the payment of all property taxes for the parcel of property heretofore described to the date of closing of this transaction. The Department will reimburse the Party of the First Part for all property taxes paid by said Party of the First Part after the date of closing for the parcel of property heretofore described.

3. THIS CONTRACT embodies the whole Agreement between the parties hereto, and there are no promises, terms, conditions or obligations referring to the subject matter hereof, other than as contained herein.

4. The Party of the First Part hereby agrees that the compensation herein provided to be paid includes full compensation for their interests, and the interests of their life tenants, remaindermen, reversioners, lienors and lessees, and any and all other legal and equitable interests which are or may be outstanding, and said Party of the First Part agrees to discharge the same.

5. THIS CONTRACT shall be binding upon the parties hereto and upon the respective heirs, devisees, executors, administrators, legal representatives, successors and assigns of the parties, only when the same shall have been approved by the Secretary or his/her authorized representative.

6. The terms of this Agreement are understood and assented to by us and payment is to be made in accordance with the above. It is further understood and agreed that, except as noted or specified above, IMMEDIATE POSSESSION of said premises, and the right to enter thereon, is HEREBY GRANTED to the Department, its duly authorized Agents and Contractors, upon receipt of payment by First Party.

7. The terms and conditions of this contract have been fully explained and are understood by the undersigned, and payment is to be made in accordance with the above conditions.

8. The consideration as set forth in the contract shall constitute full payment for the premises and all damages, of whatever nature, arising out of or by reason of the use of said premises for highway purposes.

9. Terms and conditions contained on the reverse side of this contract are part of this contract as fully as if written on this side.

10. Party of the first part will hold the Department harmless for any and all claims, demands or causes of action arising out of or as a result of the transactions as described herein.

THE DEPARTMENT agrees to purchase the above described real estate, or interest therein, and to pay upon delivery of a good and sufficient conveyance therefore, as follows:

Parcel	Sq. Ft.	\$ / Unit	% Fee	Land	Improvements	Net Damages	Total
<Parcel #>	<Area>	\$0.00		0.00			0.00

Total Compensation \$ 0.00

NEW MEXICO DEPARTMENT OF TRANSPORTATION

By: _____ Date: _____
 <Right of Way Agent Name>, Right of Way Negotiator

Approved By: _____ Date: _____
 <Acquisition Unit Supervisor Name> Acquisition Unit Supervisor

Party of the First Part: <Property Owner Name >

By: _____ Date: _____

Title: _____

**NEW MEXICO DEPARTMENT OF TRANSPORTATION
DONATION OF REAL PROPERTY**

Project: _____ Control #: _____

Termini: _____ District: _____

Parcel(s): _____ County: _____

TO: New Mexico Department of Transportation

FROM: _____

ADDRESS: _____

I have been informed by _____, Acquisition Agent for the New Mexico Department of Transportation that it is my right to receive just compensation and or an appraisal for the acquisition of right of way required from my property on the project and parcel(s) listed above. However, it is my desire to donate to the New Mexico Department of Transportation the necessary right of way for this project. I do donate this right of way of my own free will.

(Owner Name)

By: _____ Date: _____

Title: _____

CORPORATE ACKNOWLEDGMENT

STATE OF NEW MEXICO)

)SS

COUNTY OF _____)

On this _____ day of _____, 20____, before me, a Notary Public in and for said County and State, personally appeared _____ who is/are the _____, respectively, of the **(Owner Name)**, and who is/are personally known to me (or proved to me on the basis of satisfactory evidence) to be the person(s) whose name(s) is/are subscribed to in the within instrument, and acknowledged to me that they executed the same in their authorized capacities, and that by their signatures on the instrument the persons, or entity upon behalf of which the persons acted, executed the instrument.

Witness my hand and official seal,

Notary Public

My Commission Expires: _____

(Seal)



Control #
Project:
Parcel(s):
County:

<Date>

<Owner Name/Municipality>
<Owner Address>

RE: **OFFER BASED ON DONATION** for Parcel(s) <Parcel Number(s)>,
<Project Termini>

Dear Property Owner:

The New Mexico Department of Transportation is presently acquiring right of way required for the construction of the above captioned project and wishes to purchase from you (1) < Type of Conveyance i.e.: Warranty Deed, Construction Maintenance Easement, or Temporary Construction Permit> in the property described herein.

<(If Applicable) A Construction Maintenance Easement (CME) is an area needed for the placement of highway features that require maintenance on a permanent basis.>

<(If Applicable) A Temporary Construction Permit (TCP) is a short-term easement which remains in effect only during construction. Upon completion of the work, the property is restored to its original condition and returned to the owner.>

You are entitled to just compensation based on an appraisal by the Department. However, the Department's understanding is that you intend to donate parcel(s) <Parcel Number(s)>.. The subject parcels are described as follow:

<Parcel Number, area, use> (Example: 4-6, 4,401 sq. ft. to be used for the proposed construction.)

<Parcel Number, area, use> (Example: 4-TCP-6, 763 sq. ft. to be used for turnout during the proposed construction.)

**Michelle Lujan
Grisham**
Governor

Michael R. Sandoval
Cabinet Secretary-Designate

Commissioners

Ronald Schmeits
Chairman
District 4

Dr. Kenneth White
Secretary
District 1

David Sepich
Commissioner
District 2

Keith Mortensen
Commissioner
District 3

Butch Mathews
Commissioner
District 5

Billy Moore
Commissioner
District 6

Page 2

<Parcel Number(s)>

In connection with this donation, the following documents are enclosed:

1. *Right of Way Map*
2. *Acquisition Booklet*
3. *Donation Contract*
4. *Donation Form*
5. *(1) Construction Maintenance Easement (When Applicable)*
6. *(1) Temporary Construction Permit (When Applicable)*
7. *(1) Warranty Deed*

We sincerely trust that this offer meets with your approval. If so, please sign and date the contract where indicated, complete and sign the conveyance document in the presence of a notary public, and return them in the self-addressed, stamped envelope provided for your convenience.

Should you have any questions or need further information, please feel free to contact <Acquisition Agent Name> at <phone number> or via email at <email address>. Your cooperation in our efforts to provide better roads for your community is greatly appreciated.

Sincerely,

*<Acquisition Agent Name>
Right of Way Acquisition Agent*

Concur:

*<Acquisition Unit Supervisor Name>
Right of Way Acquisition Unit Supervisor*

xc: Records

CITY OF CARLSBAD

AGENDA BRIEFING MEMORANDUM

Council Meeting Date: March 28, 2023

DEPARTMENT: Legal	BY: Denise Madrid Boyea <i>DB</i>	DATE: March 23, 2023
SUBJECT: Consider approval of Ordinance to save the lives of infants by providing safe and anonymous plan for surrender in a baby box.		
BACKGROUND, ANALYSIS AND IMPACT: (Safety and Welfare/Financial/Personnel/Infrastructure/etc.)		
<p>The City of Carlsbad is committed to save the lives of infants by providing mothers in crisis with a safe and anonymous plan for surrender. The state of New Mexico has enacted a Safe Haven law providing the foundation of a Lease Agreement in Section 24-22-1 NMSA (1978 Comp.) It is in the best interest of the public health, welfare and safety to eliminate unsafe and unlawful surrenders. The City of Carlsbad has received grant funds for the expense of leasing and installing a baby box. The City of Carlsbad has negotiated a Lease and Service Agreement with Safe Haven Baby Boxes, Inc., a nonprofit educational organization that provides information and services related to child welfare, safe haven laws, initiation and implementation newborn safety devices and awareness related to preventing child abandonment. The City proposes an Ordinance and will develop policies and procedures for installing, maintaining, inspecting and making a baby box available to encourage the safe surrender of infants.</p>		
DEPARTMENT RECOMMENDATION: If it is the pleasure of the City Council, it is recommended that the Ordinance for a Safe Haven Baby Box be approved.		
BOARD/COMMISSION/COMMITTEE ACTION:		
<input type="checkbox"/> P & Z	<input type="checkbox"/> Lodgers Tax Board	<input type="checkbox"/> Cemetery Committee
<input type="checkbox"/> Museum Board	<input type="checkbox"/> San Jose Board	<input type="checkbox"/> Water Board
<input type="checkbox"/> Library Board	<input type="checkbox"/> North Mesa Board	<input type="checkbox"/> _____ Committee
		<input type="checkbox"/> APPROVED
		<input type="checkbox"/> DISAPPROVED

Reviewed by: City Administrator: /s/John Lowe	Date: 03/23/2023
---	-------------------------

ATTACHMENT(S):
Ordinance

CITY OF CARLSBAD – Ordinance 2023-04
ORDINANCE FOR SAFE AND ANONYMOUS
SURRENDER OF INFANTS.

ALLOWING PERSONS TO LEAVE INFANTS NOT MORE THAN NINETY (90) DAYS OF AGE IN SAFETY DEVICES FOR SURRENDER, UNDER CERTAIN CONDITIONS, WITHOUT CRIMINAL PROSECUTION FOR ABANDONMENT OR ABUSE OF CHILD; ALLOWING THE INSTALLATION AND OPERATION OF SAFETY DEVICES FOR THE SURRENDER OF INFANTS.

WHEREAS, the City of Carlsbad is committed to save the lives of children by providing mothers in crisis with a safe and anonymous plan for surrender;

WHEREAS, the State of New Mexico has already enacted a Safe Haven Law providing the foundation for this ordinance; and.

WHEREAS, it is in the interest of the public health, welfare and safety to eliminate unsafe and unlawful surrender of infants;

BE IT ORDAINED BY THE CITY COUNCIL OF THE CITY OF CARLSBAD, NEW MEXICO, THAT:

SECTION 1.

A. A parent subject to the provisions of this act shall not be prosecuted for child abandonment or child neglect under the provisions of any statute which makes child abandonment or child neglect a crime, when the allegations of child abandonment or child neglect are based solely on the relinquishment of a child (90) days of age or younger to a medical services provider or a first responder as defined in this section.

B. The following entities shall, without a court order, take possession of a child ninety (90) days of age or younger if the child is voluntarily delivered to the entity by the parent of the child and the parent did not express an intent to return the child:

1. A medical services provider;
2. First Responder; or
3. With medical staff after delivery in a hospital or other medical facility when the child's parent notifies the medical staff that the parent is voluntarily relinquishing the child.

C. Delivery of the child may be effectuated by an in-person transfer of the child to the medical services provide or first responder or by leaving the child in a newborn safety device that is:

1. Voluntarily installed by the medical services provider
2. Physically located inside a police station, fire station, hospital or other medical facility that is staffed 24 hours per day, 7 days a week and
3. Located in an area that is conspicuous and visible to the employees

D. A medical services provider or first responder that installs a newborn safety device shall:

1. Be responsible for the cost of the installation; and

2. Install an adequate dual alarm system connected to the physical location of the newborn safety
 - a. tested at least one time per week to insure the alarm system is in working order, and
 - b. visually checked at least two times per day to ensure the alarm system is in working order.

- E. Once a child has been relinquished to an entity identified in this ordinance, the entity receiving the child shall:
1. Perform or provide for the performance of any act necessary to protect the physical health of the child and
 2. Notify the local office that a parent of a child ninety (90) days or younger has relinquished such child that the entity has taken possession of the child.

F. Upon being made aware that a medical service provider or first responder has possession of a child under the provisions of this ordinance, the Department of Child Services shall immediately check with law enforcement authorities to determine if a child has been reported missing and whether the missing child could be the relinquished child.

- G. The Department shall design and disseminate:
1. Easily understood printed materials that give information about parents' rights with regard to reunification with a child including, but not limited to, information on how a parent can contact the appropriate entity regarding the child reunification and information on sources of counseling.
 2. Media information, including printed material that creates public awareness about the provisions of this act.

- H. For purposes of this section:
1. "Medical service provider" means a person authorized to practice the healing arts including a physician's assistant, nurse practitioner registered or practical nurse, or a nurse aide.
 2. A "first responder" means an employee or other designated person on duty at a police station, fire station, hospital or other medical facility.

I. A medical services provider or first responder with responsibility for performing duties pursuant to this ordinance shall be immune from any criminal liability that might otherwise result from the actions of the entity, if acting in good faith in receiving a relinquished child. In addition, such medical provider or first responder shall be immune from any civil liability that might otherwise result from merely receiving a relinquished child.

SECTION 2

It is an affirmative defense to a prosecution under this section that a parent voluntarily delivered a child under the age of ninety (90) days and left the child with, or voluntarily

arranged for another person to deliver a child to and leave the child with, a medical services provider or first responder.

SECTION 3

This Ordinance shall be effective five (5) days after adoption and publication as provided by law.

PASSED, ADOPTED AND APPROVED THIS _____ DAY OF _____, 2023.

CITY OF CARLSBAD:

ATTEST:


Mayor, Dale Janway

City Clerk, Nadine Mireles

CITY OF CARLSBAD

AGENDA BRIEFING MEMORANDUM

Council Meeting Date: 03/28/2023

DEPARTMENT: Executive	By: John Lowe, City Administrator 	DATE: 03/21/2023											
SUBJECT: Lease Agreement between the City of Carlsbad and Carlsbad Chamber of Commerce for Concession Services at Port Jefferson													
<p>BACKGROUND, ANALYSIS AND IMPACT: (Safety and Welfare/Financial/Personnel/Infrastructure/etc.)</p> <p>The City is requesting approval to lease the property commonly known as Port Jefferson located at Lake Carlsbad and to enter into a Lease Agreement with the Carlsbad Chamber of Commerce for Concession Services.</p> <p>The Carlsbad Chamber of Commerce, a non-profit community based organization seeks to operate concession services at Port Jefferson. The Chamber has agreed to pay the City \$500 per month.</p> <p>This agreement will be for a period of two years beginning on March 28, 2023 and ending on March 27, 2025.</p>													
DEPARTMENT RECOMMENDATION: If it is the will of the City Council, staff recommends approval of Ordinance and Lease Agreement for Port Jefferson													
<p>BOARD/COMMISSION/COMMITTEE ACTION:</p> <table border="0"> <tr> <td><input type="checkbox"/> P & Z</td> <td><input type="checkbox"/> Lodgers Tax Board</td> <td><input type="checkbox"/> Cemetery Board</td> <td rowspan="2">} <input type="checkbox"/> APPROVED</td> </tr> <tr> <td><input type="checkbox"/> Museum Board</td> <td><input type="checkbox"/> San Jose Board</td> <td><input type="checkbox"/> Water Board</td> </tr> <tr> <td><input type="checkbox"/> Library Board</td> <td><input type="checkbox"/> N. Mesa Board</td> <td><input type="checkbox"/> _____ Committee</td> <td>} <input type="checkbox"/> DISAPPROVED</td> </tr> </table>			<input type="checkbox"/> P & Z	<input type="checkbox"/> Lodgers Tax Board	<input type="checkbox"/> Cemetery Board	} <input type="checkbox"/> APPROVED	<input type="checkbox"/> Museum Board	<input type="checkbox"/> San Jose Board	<input type="checkbox"/> Water Board	<input type="checkbox"/> Library Board	<input type="checkbox"/> N. Mesa Board	<input type="checkbox"/> _____ Committee	} <input type="checkbox"/> DISAPPROVED
<input type="checkbox"/> P & Z	<input type="checkbox"/> Lodgers Tax Board	<input type="checkbox"/> Cemetery Board	} <input type="checkbox"/> APPROVED										
<input type="checkbox"/> Museum Board	<input type="checkbox"/> San Jose Board	<input type="checkbox"/> Water Board											
<input type="checkbox"/> Library Board	<input type="checkbox"/> N. Mesa Board	<input type="checkbox"/> _____ Committee	} <input type="checkbox"/> DISAPPROVED										
Reviewed by: City Administrator:/s/John Lowe		Date: 03/23/2023											

Attachments: Ordinance, Lease Agreement

ORDINANCE NO. 2023-05

**AN ORDINANCE AUTHORIZING THE LEASE
OF PROPERTY COMMONLY KNOWN AS
PORT JEFFERSON, 814 E. RIVERSIDE DR.,
CARLSBAD, NM AND TO ENTER INTO A
LEASE AGREEMENT WITH THE CARLSBAD
CHAMBER OF COMMERCE FOR
CONCESSION SERVICES**

WHEREAS, Port Jefferson, which is owned by the City, is located at the Carlsbad Beach and is a suitable location to operate concession services; and

WHEREAS, the Carlsbad Chamber of Commerce, a non-profit community based organization, seeks to operate concession services at Port Jefferson, which is a popular gathering space for area residents and the general public; and

WHEREAS, a qualified appraiser has submitted a written appraisal to the City; and

WHEREAS, the Carlsbad Chamber of Commerce has agreed to pay the City rent of Five Hundred Dollars (\$500.00) per month, payable in cash and due on the 7th day of each month beginning on the 28th day of March, 2023, and continuing each month until the 27th day of March, 2025; and

WHEREAS, the Governing Body of the City of Carlsbad believes it would be beneficial to the community for the Carlsbad Chamber of Commerce to provide concession services to area residents and the general public; and

WHEREAS, the City has published notice of this lease prior to the consideration of this Ordinance as required by NMSA 1978, Sec. 3-54-1(D), (2018).

NOW THEREFORE, be it ordained by the Governing Body of the City of Carlsbad, County of Eddy, State of New Mexico, as follows:

1. The lease of the property commonly known as Port Jefferson, 814 E. Riverside Dr., Carlsbad, NM, and more particularly described as a building and boat docks with Coordinates of -104.21922 21.42982.9 (See Map attached) to the Chamber of Commerce upon the terms and conditions set forth in Exhibit "A", incorporated herein by reference, is hereby approved.
2. Carlsbad Chamber of Commerce shall have the use of the property for the purpose of providing concession services to area residents and the general public.
3. Carlsbad Chamber of commerce shall compensate the City of Carlsbad in the amount of Five Hundred dollars (\$500.00) per month.
4. The Mayor and City Administrator are authorized to execute all documents necessary to implement the terms of this Ordinance.
5. Notice shall be published pursuant to the terms of NMSA 1978, Sec. 3-54-1, (2018).

INTRODUCED, PASSED, ADOPTED AND APPROVED this ____ day of _____, 2023.

DALE JANWAY, MAYOR

ATTEST:

CITY CLERK

**LEASE AGREEMENT BETWEEN THE CITY OF CARLSBAD
AND CARLSBAD CHAMBER OF COMMERCE
FOR CONCESSION SERVICES AT PORT JEFFERSON**

THIS AGREEMENT is entered into this _____ day of March, 2023 between the **CITY OF CARLSBAD**, New Mexico, a municipal corporation (hereinafter referred to as "**CITY**"), and **CARLSBAD CHAMBER OF COMMERCE**, Inc., a New Mexico non-profit company (hereinafter referred to as "**CHAMBER**").

WHEREAS, the City of Carlsbad is the owner of the Lake Carlsbad Recreation Area which includes the property and structures commonly known as Port Jefferson, Carlsbad, New Mexico (hereinafter referred to as "Port Jefferson"), and

WHEREAS, the City of Carlsbad wishes to enter into a contract with a qualified concessionaire to provide concessions at the Lake Carlsbad Recreation Area; and

WHEREAS, the Carlsbad City Council approved CHAMBER'S request, subject to the successful negotiation of a Lease Agreement.

NOW THEREFORE, the parties agree to the following terms and conditions:

1. **Description of Premises.** CITY agrees to lease to CHAMBER and CHAMBER agrees to lease from the CITY the buildings and property commonly known as Port Jefferson, and all fixtures, appliances, improvements, buildings, and appurtenances thereon, hereinafter referred to as "Port Jefferson" as more fully described on the attached Exhibit "A".
2. **AS IS Condition of Port Jefferson.** Prior to the commencement of this Agreement, CHAMBER has been given the opportunity to fully examine Port Jefferson and all fixtures, appliances, improvements, buildings, and appurtenances thereon. CHAMBER accepts Port Jefferson and such fixtures, appliances, improvements, buildings, and appurtenances in their existing condition and state of repair. CHAMBER accepts them in an **AS IS CONDITION**. CHAMBER agrees that no representations, statements, or warranties, express or implied, have been made by or on behalf of the CITY in respect thereto, and the CITY shall in no event be liable for any latent defects.
3. **Purpose of Lease.** CHAMBER shall have the use of the above-described Port Jefferson solely for the purpose of conducting a concession business. The concession services may include, but not be limited to, food, fishing and boating supplies, and rental of recreational water craft such as aqua cycle trikes, bumper boats, kayaks, fishing kayaks, peddle boats, and standup paddle boards.
4. **Non-Exclusive and Access.**
 - A. **Non-Exclusive.** The concession rights granted under this Agreement are not exclusive. CHAMBER knows and understands that the CITY reserves the right to

authorize additional vendors that may provide similar services in the Lake Carlsbad Recreation Area. CHAMBER shall have exclusive concession rights in the building and cement docks within the outline on the aerial map attached as part of Exhibit "A".

B. **Access.** The CITY reserves the right to restrict or prohibit vehicle access to the Lake Carlsbad Area and / or the Carlsbad Beach parking lot as the CITY, in its sole discretion, should determine.

5. **Term.** The term of this Agreement shall be for two (2) years beginning on the _____ day of March, 2023 and terminating on the _____ day of March, 2025. Upon the expiration of the term, this Agreement may be renewed an additional two (2) year term upon the agreement of both parties. CHAMBER shall submit, in writing, its intent to renew the agreement at least ninety (90) days prior to the renewal date of the Agreement. CHAMBER shall send its intent to renew to the Carlsbad Director of Community Development. Such a renewal may be at the same terms and conditions as this Agreement or upon such terms and conditions as is mutually agreed to by the parties.

6. **Compensation.**

A. **Rent.** As compensation for this Agreement, CHAMBER shall pay the CITY, without demand, Five Hundred Dollars per month (\$500.00/month) as Rent. CHAMBER shall pay the Rent no later than the seventh (7th) day of the month. The first rent payment shall be due by the 28th day of March, 2023.

B. **Due Without Notice.** All rental payments shall be due and payable without notice. **THE CITY SHALL NOT PROVIDE AN INVOICE.** Rent shall be paid to P.O. Box 1569, Carlsbad, NM 88221-1569, Attention City Finance Director, or such other place as the City may direct in writing.

C. **Termination for Late Payment.** In the event that Rent is not paid by the dates and times stated above, this Agreement and all rights, title, and interest of CHAMBER hereunder shall terminate in the same manner and with the same force and effect, except as to CHAMBER's liability, as if it were the end of the term herein originally determined.

D. **No Refunds.** CHAMBER may terminate this Agreement pursuant to Paragraph 24, below, however, in that event, or in the event of a default by CHAMBER, then CHAMBER shall not be entitled to a refund of any rent or fees of any kind paid.

7. **Maintenance and Repairs.**

A. **CHAMBER to Maintain.** CHAMBER shall keep Port Jefferson in good order and repair at all times and shall use all reasonable cautions to prevent waste, damage, or injury to the Lake Carlsbad Recreation Area, Port Jefferson, and all fixtures, appliances, improvements, buildings, and appurtenances thereon. At its sole expense, CHAMBER shall keep, repair, maintain, improve, and operate Port Jefferson and any and all fixtures, appliances, improvements, including but not limited to the interior paint in a working, safe, sanitary, orderly, sightly, and workmanlike manner in accordance with all applicable laws, ordinances, codes, rules, regulations, and policies.

B. **Trash and Litter.** CHAMBER shall be responsible for the proper collection and storage of all trash, litter, weeds, and debris. CHAMBER shall not dispose of any waste at Port Jefferson unless the waste is appropriate for removal by the CITY's Solid Waste Department and is properly stored while awaiting pickup. There shall be no outside storage of any material, property, equipment, rubbish, trash, garbage, or debris without the prior written approval of the CITY. CHAMBER shall be responsible for the removal and/or remediation of any spills or leaks on Port Jefferson.

C. **CITY to Maintain.** The CITY shall be responsible for:

- i. Painting the exterior of the Port Jefferson building as needed and in the discretion of the CITY;
- ii. Structural and electrical repairs and routine maintenance;
- iii. HVAC system; and
- iv. Repairing and maintaining the sidewalks and cement docks.

D. **CHAMBER to Report.** CHAMBER shall immediately verbally report any vandalism, damage, or destruction as well as any repair or maintenance needed to be performed by the CITY. It shall also report such matters to the CITY in writing within two (2) business days.

E. **Right to Correct Deficiencies.** The CITY shall have the right to require reasonable maintenance of and repairs to Port Jefferson and all fixtures, appliances, improvements, buildings, and appurtenances as required by this Agreement. Should CHAMBER fail to make the required corrections, the CITY shall have the right to enter Port Jefferson, or have a third party enter Port Jefferson, correct the deficiency, and recover the cost of those activities from CHAMBER and charge interest thereon at the lower of either the maximum rate allowed by law or twelve percent (12%) per annum with such interest accruing from the time of payment.

8. **Utility and Janitorial Services.** CHAMBER shall be solely responsible for any electrical, water, sewer, gas, telephone, or other utility service charges, fees, or expenses as they become due and for janitorial services. CHAMBER shall also be solely responsible for any costs incurred for the installation, maintenance, or repair of such services. The only service the CITY shall provide is routine trash collection.

9. **Additions, Alterations, and Improvements.** No addition, alteration, improvement, construction, repair, installation, or demolition, including, but not limited to, the placement of any logo or advertising sign(s) on Port Jefferson shall be done without the prior written consent of the City Administrator. All such activity shall be performed in a workman-like manner. Other conditions with respect to all additions, alterations, improvements, construction, repairs, installations, or demolitions are as follows:

A. **CITY Approval.** The plans and specifications for any such activity shall be submitted to the City Administrator for written approval prior to commencing such activity;

B. **Filing.** Before commencement of any such activity, all plans and specifications shall be filed with, approved by, and permitted by all governmental departments and authorities having jurisdiction;

C. **Licensed Contractor.** All such activity shall be done by appropriately licensed contractors in accordance with all applicable laws, rules, and regulations;

D. **Commencement and Completion.** All additions, alterations, improvements, construction, repair, installations, or demolition must be commenced no later than six (6) months following the approval of the plans and specifications by the City Administrator and must be completed within twelve (12) months of that approval by the City Administrator;

E. **Removal of Trade Fixtures.** All alterations, additions, improvements, construction, repairs, and installations on or in Port Jefferson at the commencement of this Agreement and that may be erected or installed during the term of this Agreement shall become a part of Port Jefferson and the sole property of the CITY, except that all moveable trade fixtures installed and owned by CHAMBER shall be and remain the property of CHAMBER. Such moveable trade fixtures shall be removed by CHAMBER at the termination of this Agreement so long as such removal will not harm the structure or cause unreasonable damage to Port Jefferson or the Lake Carlsbad Recreation Area. Any moveable trade fixtures which cannot be or are not removed within thirty (30) days of the termination of this Agreement shall, at the CITY's sole discretion, become the sole property of the CITY, and CHAMBER waives all claims for payment or offset thereof.

10. **Storage Building.** CHAMBER may place a storage building at Port Jefferson for the storage of materials and supplies used as part of the services provided by the CHAMBER pursuant to this Agreement. No storage building shall be placed at Port Jefferson unless and until the City Administrator has reviewed and approved in writing the building's location, size, style, and exterior color. The building shall be kept in compliance with all applicable laws, ordinances, rules, and regulations. CHAMBER shall be responsible for all maintenance and upkeep of the storage building, and insuring it, if CHAMBER wishes to have such insurance. The City will not be responsible for any loss, damage to, or destruction of the storage building.

11. **Compliance with Codes.** CHAMBER shall be solely responsible for complying with all applicable codes including, but not limited to building, safety, and fire codes, the New Mexico Boat Act, the Americans with Disabilities Act, and the applicable requirements of the New Mexico Environment Department or successor agency.

12. **Taxes, Licenses, and Permits.** CHAMBER shall be solely responsible for:

A. **Taxes.** The timely payment of any and all taxes, if any, which may be assessed against equipment, merchandise, or other property belonging to CHAMBER located on Port Jefferson, or other portions of the Lake Carlsbad Recreation Area. In the event any real estate taxes are assessed against the land or improvements on Port Jefferson, during the term of this Agreement, such taxes shall be paid by CHAMBER.

B. **Licenses and Permits.** Obtaining and paying for all licenses, permits, certifications, fees, or other authorizations or charges as required under federal, state, or local laws, ordinances, rules, regulations, codes, or policies insofar as they are necessary to comply with the requirements of this Agreement and the privileges extended hereunder, including, but not limited to a municipal business registration.

13. **Storage of Materials.** Storage or disposal at or on Port Jefferson of any materials or waste defined as hazardous or toxic by local, state, or federal ordinances, laws, codes, rules, or regulations, including but not limited to oil, gasoline, or other petroleum products, shall be strictly prohibited except with the prior written permission of the CITY. Additionally, CHAMBER shall not install, construct, use, or permit another to install, construct, or use any aboveground or underground storage tank on Port Jefferson. Any approved storage or disposal shall be done in compliance with all applicable laws, ordinances, codes, rules, regulations, and policies.

14. **Damage or Destruction.** If Port Jefferson is partially destroyed or damaged by fire or other casualty, the CITY may, at its sole discretion, restore or repair Port Jefferson. In the event the CITY chooses not to restore or repair Port Jefferson, this Agreement shall terminate without penalty to the CITY. Such termination shall be effective as of the date of the occurrence of the damage or destruction.

15. **Insurance.** During the term of this Agreement and for any further time that CHAMBER shall hold Port Jefferson:

A. **Public Liability Insurance.** CHAMBER shall obtain and maintain at its own expense general public liability insurance insuring against such claims and which insurance names the City as an additional insured. This insurance shall have an aggregate limit in the amount of one million dollars (\$1,000,000.00), or as required to meet the mandatory requirements of the New Mexico Tort Claims Act or its successor in law, whichever is greater.

B. **Fire and Casualty.** CHAMBER shall obtain and maintain at its own expense property and casualty insurance covering all property not owned by the City. Such insurance shall be a fire insurance policy with extended coverage endorsement including vandalism and malicious mischief. The City assumes no responsibility for any property placed at the Lake Carlsbad Recreation Area or Port Jefferson. The City, its officers, employees, and agents are hereby expressly released and discharged from any responsibility whatsoever for any such property.

C. **Certificates of Insurance.** All insurance shall be with a company or companies licensed and authorized to do business in the State of New Mexico. **AT LEAST FIVE (5) DAYS PRIOR TO THE EFFECTIVE DATE OF THIS AGREEMENT,** CHAMBER shall provide the City with a Certificate or Certificates of Insurance reflecting the coverages specified herein and naming the City as an additional insured. At least five (5) days prior to the expiration or termination of the Certificate or Certificates of Insurance, CHAMBER shall furnish to the City a new Certificate or

Certificates of Insurance for the above required insurance. CHAMBER shall provide the City with notice of any change thereof, and furnish to the City evidence of acquisition of a substitute therefore, and payment of the premium thereof.

D. **Failing to Provide Insurance.** In the event that there is any lapse in the required insurances or in the event CHAMBER fails to provide the CITY with the required Certificates of Insurance when due, this Agreement and all rights, title, and interest of CHAMBER hereunder shall terminate in the same manner and with the same force and effect, except as to CHAMBER's liability, as if it were the end of the term herein originally determined.

E. **Self-Insurance.** CHAMBER may self-insure by filing with the City a letter of credit in the amounts listed above and in the form approved by the City, or by filing another approved promissory or escrowed monetary instrument.

F. **Workers' Compensation.** CHAMBER shall comply with all applicable state laws, rules, and regulations regarding workers' compensation benefits for its employees.

G. **Tort Claims Act.** The City and its "public employees" as defined in the New Mexico Tort Claims Act, do not waive any sovereign immunity, defense, or limitation of liability pursuant to law. No provision of this Agreement modifies and/or waives any provision of the New Mexico Tort Claims Act.

16. **Indemnity.** CHAMBER shall save, indemnify, and hold harmless the CITY, its officers, directors, employees, and agents and shall provide such assistance as the CITY may require, with respect to any and all claims, lawsuits, damages, losses, and expenses of every kind, together with any attorneys' fees and litigation costs, made by or on behalf of any person or entity arising out of or in any manner associated with this Agreement.

17. **Release of Liability.** The CITY shall not be responsible for any personal injury, death, or property damage to CHAMBER, its employees, officers, agents, representatives, assigns, customers, patrons, or invitees, nor shall the CITY be liable to CHAMBER for any loss or damage to CHAMBER's personal property, equipment, furniture, or fixtures arising from any cause or causes whatsoever during the term of this Agreement, or during any further time that CHAMBER shall hold Port Jefferson.

18. **Assignment, Mortgage, or Sublease.** Neither CHAMBER nor its successors or assigns shall assign, mortgage, pledge, or encumber this agreement or sublet Port Jefferson in whole or in part or permit Port Jefferson to be used or occupied by others, nor shall this lease be assigned or transferred by operation of law without the prior written consent of the CITY in each instance. If there is an approved assignment, CHAMBER shall continue to be liable hereunder in accordance with the terms and conditions of this Agreement and shall not be released from the performance of the terms and conditions hereof. The consent by the CITY to an assignment, mortgage, pledge, or transfer shall not be construed to relieve CHAMBER from obtaining the express written consent of the CITY to any future transfer of interest.

19. **Right of Access.** CITY shall have the right of access to the leased property at any reasonable time for the purpose of inspecting and examining Port Jefferson. CITY shall also have the right of access to Port Jefferson for the purpose of gaining entry to and utilizing those portions of the Lake Carlsbad Recreation Area not leased to CHAMBER.

20. **Default or Breach.** Each of the following events shall constitute a default or breach of this Agreement:

A. **Failure to Comply.** If CHAMBER fails to perform or comply with any of the conditions of this Agreement, and if the nonperformance shall continue for a period of ten (10) days after notice thereof by the CITY to CHAMBER, or if the performance cannot be reasonably had within the ten (10) day period, and CHAMBER shall not in good faith have commenced performance within the ten (10) day period and then diligently proceeded to completion of performance.

B. **Rent or Insurance.** Notwithstanding subparagraph 20(A), above, in the event CHAMBER fails to comply with the requirements regarding compensation in paragraph 6 and / or insurance in paragraph 15, this Agreement and all rights, title, and interest of CHAMBER hereunder shall terminate in the same manner and with the same force and effect, except as to CHAMBER's liability, as if it were the end of the term herein originally determined.

C. **Vacation of Premises.** If CHAMBER shall vacate or abandon Port Jefferson.

D. **Transfer of Agreement.** If this Agreement shall be transferred to or shall pass to or devolve to any other person or party, except in the manner specified herein.

21. **Effect of Default.** In the event of default hereunder as set forth in this Agreement, the rights of the non-defaulting party shall be as follows:

A. **Cancel.** The non-defaulting party shall have the right to cancel and terminate this Agreement. On expiration of the time fixed in the notice, this Agreement and all rights, title, and interest of the defaulting party hereunder shall terminate in the same manner and with the same force and effect, except as to the defaulting party's liability, as if the date fixed in the notice of cancellation and termination were the end of the term herein originally determined.

B. **Remedy.** The non-defaulting party may elect, but shall not be obligated, to make any payment required of the defaulting party herein or comply with any agreement, term, or condition required hereby to be performed by the defaulting party, and the non-defaulting party shall have the right to enter the lease premises for the purpose of directing or remedying any such default and to remain until the default has been corrected or remedied; but any expenditure for correction by the non-defaulting party shall not be deemed to waive or release the default of the defaulting party or the right of the non-defaulting party to take any action as may be otherwise permissible or to seek other remedy under the law.

22. **Waiver.** The failure of the CITY to insist upon strict performance of any of the terms and conditions hereof shall be deemed a waiver of the rights or remedies that the CITY may have

regarding that specific instance only, and shall not be deemed a waiver of any subsequent breach or default in any term or condition.

23. **Compliance with Laws.** CHAMBER shall comply with all applicable local, state, and federal laws, ordinances, rules, regulations, and policies and shall obtain and maintain any and all permits, licenses, or certifications that may be necessary to carry out the operations contemplated by this Agreement. In the event CHAMBER should cease to be properly permitted, licensed, or certified, it shall immediately inform the City Administrator and shall immediately cease its operations pursuant to this Agreement. Within two (2) days of ceasing to be properly permitted, licensed, or certified, CHAMBER shall also notify the CITY in writing of that event. CHAMBER shall require all its employees, officers, agents, representatives, assigns, customers, patrons, or invitees to comply with all applicable local, state, and federal laws, rules, regulations, and policies. Any penalties and/or costs levied as a result of a breach of any applicable local, state, or federal laws, ordinances, rules, regulations, or policies shall be borne solely by CHAMBER.

24. **Termination.** Either party may terminate this Agreement without cause by providing the other party with written notice of its intention to terminate this Agreement at least sixty (60) days prior to the termination date.

25. **Surrender of Possession.** CHAMBER shall, on the last day of the term of this Agreement or on earlier termination and forfeiture of this Agreement, peaceably and quietly vacate, quit, surrender and deliver Port Jefferson, including all buildings, additions, and improvements constructed or placed thereon by CHAMBER, except movable trade fixtures, to the CITY free of subtenancies, all in good condition and repair. Any trade fixtures or personal property installed and owned by CHAMBER, if not removed within fifteen (15) days of the termination of this Agreement, if the CITY shall so elect, shall be deemed abandoned and become the property of the CITY without any payment or offset thereof. The CITY shall have the right to re-enter upon and possess Port Jefferson as if this Agreement had not been undertaken by the parties.

26. **Notice.** All notices permitted or required by the terms of this Agreement shall be in writing and be deemed to have been duly given and delivered, if mailed, certified postage prepaid:

if to CITY:

The City of Carlsbad
c/o City Administrator
P.O. Box 1569
Carlsbad, New Mexico 88221-1569

if to CHAMBER:

Carlsbad Chamber of Commerce
Chad Ingram, CEO
302 S. Canal
Carlsbad, NM 88220

The parties shall notify each other in writing of any change in the above information.

27. **Independent Contractor.** CHAMBER, its officers, employees, personnel, and agents are independent contractors performing professional services for the CITY and are not employees

of the CITY. CHAMBER and its officers, employees, personnel, and agents shall not accrue leave, retirement, insurance, bonding, use of city vehicles, or any other benefits afforded to the employees of the City of Carlsbad as a result of this Agreement.

28. **Entirety of Agreement; Modifications.** This Agreement incorporates all the agreements, covenants, and understandings between the parties hereto concerning the subject matter hereof, and all such covenants, agreements, and understandings have been merged into this written Agreement. No prior or contemporaneous agreement or understanding, verbal or otherwise, of the parties or their agents shall be valid or enforceable unless embodied in this Agreement. The parties expressly waive any other or further representations, warranties, or agreements not set forth in this document. Neither this Agreement nor any provisions hereof may be waived, modified, amended, discharged or terminated except by an instrument in writing executed with the same formality as with this Agreement and then only to the extent set forth in such instrument.

29. **New Mexico Law.** The Agreement shall be construed in accordance with and controlled by New Mexico law.

30. **Venue.** The parties agree that any legal actions arising out of this Agreement shall be brought in the District Court of Eddy County, New Mexico for the Fifth Judicial District. The parties expressly consent to both in personam and subject matter jurisdiction of the Eddy County District Court and agree that venue shall properly lie in the Eddy County, New Mexico District Court.

31. **ARBITRATION.** SHOULD ANY DISPUTE ARISE BETWEEN THE PARTIES IN CONNECTION WITH THE AGREEMENT AND IF SUCH DISPUTE CANNOT BE RESOLVED BY DISCUSSION BETWEEN THE PARTIES, THE PARTIES AGREE TO SUBMIT THE UNRESOLVED DISPUTE TO BINDING ARBITRATION IN LIEU OF LITIGATION.

32. **WAIVER OF JURY TRIAL.** THE PARTIES HEREBY WAIVE THE RIGHT TO A JURY TRIAL ON ANY ISSUE ARISING OUT OF OR RELATING, DIRECTLY OR INDIRECTLY, TO THIS AGREEMENT OR THE TRANSACTIONS CONTEMPLATED HEREBY.

33. **Captions.** The captions contained in this Agreement are made for reference and convenience purposes only and shall not control or affect the meaning or construction of any of the provisions thereof.

34. **Exhibits.** Any instrument or document made and attached to this Agreement shall constitute a part hereof as though set forth in full in the body of this Agreement, whether made a part hereof by reference or whether made a part hereof by attachment.

**CITY OF CARLSBAD
AGENDA BRIEFING MEMORANDUM**

COUNCIL MEETING DATE: March 28, 2023

DEPARTMENT: Solid Waste (Keep Carlsbad Beautiful)	BY: Ivan Abell, Director of Utilities <i>(Signature)</i>	DATE: March 22, 2023												
SUBJECT: Requesting Permission to Apply for New Mexico Clean & Beautiful (NMCB) Grant FY24														
SYNOPSIS, HISTORY and IMPACT (SAFETY AND WELFARE/FINANCIAL/PERSONNEL/INFRASTRUCTURE/ETC.): New Mexico Clean & Beautiful partners with Keep America Beautiful, its Affiliated Communities and other municipalities and tribal governments throughout New Mexico. Their mission is "to inspire and educate people to take action every day that improves and beautifies their community environment." The "New Mexico Litter Control and Beautification Act," NMSA § 67-16-1 et. Seq. (1978) is in place to "control litter by authorizing the Department to eliminate litter from New Mexico to the maximum practical extent through a state-coordinated plan of education, control, prevention, and elimination." The NMCB grant supports local and tribal communities in identifying projects and events that lend themselves to a more pristine and environmentally friendly state, accomplished through matching funds. NMCB grant information can be found at https://nmtourism.smapply.io/res/p/nmcbresourcespg/ The NMCB grant will be submitted for \$38,706.00. The City of Carlsbad is required to have a match of 25%, which monetarily would be \$9,676.50, bringing the total cost for the FY23 Keep Carlsbad Beautiful Program to \$48,382.50. The monies received from this grant will go towards funding the following as outlined: <ul style="list-style-type: none"> • Keep America Beautiful 2024 annual affiliate dues • Registration & travel costs for the 2024 annual Keep America Beautiful conference • Advertising costs for KCB events • Waste receptacles for downtown Carlsbad MainStreet • Youth Litter Cleanups 														
DEPARTMENT RECOMMENDATION: The recommendation is for the City Council to approve for staff to apply for the FY24 New Mexico Clean & Beautiful grant.														
BOARD/COMMISSION/COMMITTEE ACTION: <table style="width: 100%; border: none;"> <tr> <td><input type="checkbox"/> P&Z</td> <td><input type="checkbox"/> Lodgers Tax Board</td> <td><input type="checkbox"/> Cemetery Board</td> <td><input type="checkbox"/> APPROVED</td> </tr> <tr> <td><input type="checkbox"/> Museum Board</td> <td><input type="checkbox"/> San Jose Board</td> <td><input type="checkbox"/> Water Board</td> <td><input type="checkbox"/> DISAPPROVED</td> </tr> <tr> <td><input type="checkbox"/> Library Board</td> <td><input type="checkbox"/> N. Mesa Board</td> <td><input type="checkbox"/> _____ Committee</td> <td></td> </tr> </table>			<input type="checkbox"/> P&Z	<input type="checkbox"/> Lodgers Tax Board	<input type="checkbox"/> Cemetery Board	<input type="checkbox"/> APPROVED	<input type="checkbox"/> Museum Board	<input type="checkbox"/> San Jose Board	<input type="checkbox"/> Water Board	<input type="checkbox"/> DISAPPROVED	<input type="checkbox"/> Library Board	<input type="checkbox"/> N. Mesa Board	<input type="checkbox"/> _____ Committee	
<input type="checkbox"/> P&Z	<input type="checkbox"/> Lodgers Tax Board	<input type="checkbox"/> Cemetery Board	<input type="checkbox"/> APPROVED											
<input type="checkbox"/> Museum Board	<input type="checkbox"/> San Jose Board	<input type="checkbox"/> Water Board	<input type="checkbox"/> DISAPPROVED											
<input type="checkbox"/> Library Board	<input type="checkbox"/> N. Mesa Board	<input type="checkbox"/> _____ Committee												
Reviewed by City Administrator /s/John Lowe														
		Date: <u>03/23/2023</u>												

ATTACHMENTS:
 Resolution Authorizing Filing of an Application for the FY24 New Mexico Clean & Beautiful grant.

RESOLUTION NO. 2023- 12

**RESOLUTION AUTHORIZING FILING OF AN
APPLICATION TO THE NEW MEXICO TOURISM DEPARTMENT
FOR THE FY24 NEW MEXICO CLEAN AND BEAUTIFUL GRANT**

WHEREAS, the New Mexico Tourism Department is accepting grant applications for the FY21 New Mexico Clean and Beautiful grant; and

WHEREAS, the City of Carlsbad is interested in applying for the FY24 New Mexico Clean and Beautiful grant to fund the Keep Carlsbad Beautiful program; and

WHEREAS, the City of Carlsbad supports this program; and proposes to provide local matching funds in the amount of \$9,676.50; and

BE IT THEREFORE RESOLVED BY THE GOVERNING BODY OF THE CITY OF CARLSBAD, New Mexico, that the filing of an application to the New Mexico Tourism Department for funding assistance for the Keep Carlsbad Program for FY24, is authorized. The Mayor is hereby authorized to act as the representative of the City of Carlsbad in execution of this program.

INTRODUCED, PASSED, ADOPTED, AND APPROVED this 28th day of March 2023.

Dale Janway, Mayor

ATTEST:

City Clerk

CITY OF CARLSBAD

AGENDA BRIEFING MEMORANDUM

Council Meeting Date: March 28, 2023

DEPARTMENT: Legal	BY: Denise Madrid Boyea DB	DATE: March 22, 2023
SUBJECT: Proposed Resolution requiring the removal of the ruined, damaged or dilapidated building or structure, ruins, rubbish, wreckage, and debris at 505 Monterrey St.		
BACKGROUND, ANALYSIS AND IMPACT: (Safety and Welfare/Financial/Personnel/Infrastructure/etc.) The property commonly known as 505 Monterrey St. is in a residential neighborhood near the intersection of Monterrey and San Jose Blvd. There appears to be dilapidated structure on the property and weeds that may have pre-existed the fire. The Eddy County Assessor's Office lists Maria Jesus Rubio, Estanislado F. and Ycela R. Sosa as owning or having an interest in the property and lists an address of 809 W. Alvarado St., Carlsbad, NM 88220. The property appears to be vacant. Code enforcement has been to the property. A Notice of Violation was mailed by certified mail to the owners on February 8, 2023 and the letter was claimed. The property has been inspected by the City Code Enforcement Office, the Building Inspector and the Fire Chief. They found that the property remains out of compliance with applicable codes. The ruined or dilapidated structure remains on the property and the property is red-tagged and secured. The Fire Chief found that the property presents an extreme fire hazard for responding firefighters and emergency personnel and recommends the building be demolished, the property be cleaned and the weeds and debris be removed. A resolution has been prepared which, if adopted, would require the property owner to remove all ruins, dilapidated structures, rubbish, wreckage, debris and weeds from the property within thirty days of the service of the resolution. On March 22, 2023, a certified letter was sent to the owners at the address on the records of the County, which invited them to attend the meeting and speak with Council about the property.		
DEPARTMENT RECOMMENDATION: Adopt the proposed resolution.		
BOARD/COMMISSION/COMMITTEE ACTION: N/A		
<input type="checkbox"/> P & Z <input type="checkbox"/> Museum Board <input type="checkbox"/> Library Board	<input type="checkbox"/> Lodgers Tax Board <input type="checkbox"/> San Jose Board <input type="checkbox"/> North Mesa Board	<input type="checkbox"/> Cemetery Board <input type="checkbox"/> Water Board <input type="checkbox"/> _____ Committee
		} <input type="checkbox"/> APPROVED } } <input type="checkbox"/> DISAPPROVED

Reviewed by:
City Administrator /s/John Lowe **Date:** 03/23/2023

ATTACHMENT(S):
 Proposed Resolution with Attachments
 Photographs
 Letter to Maria Jesus Rubio, Estanislado F. and Ycela R. Sosa, dated March 22, 2023

RESOLUTION NO. 2023-13

A RESOLUTION FINDING THE BUILDINGS OR STRUCTURES AT THE PROPERTY COMMONLY KNOWN AS 505 MONTERREY STREET TO BE RUINED, DAMAGED, AND DILAPIDATED AND FINDING THE PREMISES TO BE COVERED WITH RUINS, RUBBISH, WRECKAGE, WEEDS, DEBRIS; AND REQUIRING THE REMOVAL OF THE BUILDINGS, STRUCTURES, RUINS, RUBBISH, WRECKAGE, WEEDS, AND DEBRIS

WHEREAS, the records of the Eddy County Assessor's Office show **Maria Jesus Rubio & Estanislado F. & Ycela R. Sosa** to be the owners of or to have an interest in the property commonly known as **505 Monterrey Street, Carlsbad, Eddy County, New Mexico**, and more particularly described as:

Subd: NEW SAN JOSE Lot: 5 Block: 14

hereinafter referred to as "Property", and

WHEREAS, the Property has been inspected by the Carlsbad Code Enforcement Officer, the Fire Marshal and the Certified Building Official; and

WHEREAS, the Carlsbad Code Enforcement Officer, the Fire Marshal and the Certified Building Official found that the Property has not been adequately maintained; and

WHEREAS, the Property contains a large amount of ruins, rubbish, wreckage, and/or debris, and some weeds; and

WHEREAS, the Property is in an unsafe condition and constitutes a hazard to the surrounding properties, residents and passersby; and

WHEREAS, the Carlsbad Code Enforcement Officer found that the specific violations, under Code of Ordinances of the City of Carlsbad, at the Property include, but are not limited to those listed on the attached Exhibit "A"; and

WHEREAS, the City Fire Marshal has inspected the Property and found that the specific violations at the Property under Fire Code include, but are not limited to those listed on the attached Exhibit "B"; and

WHEREAS, the specific Building Code violations include, but are not limited to those listed on the attached Exhibit "C;" and

WHEREAS, the Property and all structures, ruins, rubbish, wreckage, debris, and weeds are a menace to the public comfort, health, peace, and safety and require removal forthwith.

NOW THEREFORE, BE IT RESOLVED by the Governing Body of the City of Carlsbad, Eddy County, New Mexico that:

1. A copy of this Resolution shall be served on the record owners, as shown by the real estate records of the County Clerk, occupants, or agents in charge of the Property. Such service shall be in person if such a person can be found within the City of Carlsbad, New Mexico after a reasonable search.

2. If a record owners, occupant, or agent in charge of the Property cannot be located within the City of Carlsbad, New Mexico, notice shall be by posting at the Property and by publishing this Resolution one time in a newspaper in general circulation in the City of Carlsbad.

3. Within ten days of either the receipt of a copy of this Resolution or the posting and publishing of this Resolution, the owner, occupant, or agent in charge of the Property shall either:

- A. Commence removing all ruins, rubbish, wreckage, debris, and weeds from the premises; or
- B. File a written objection with the Carlsbad Municipal Clerk at 101 N. Halagueno, Carlsbad, New Mexico 88220 and request a hearing before the City Council.

4. If a written objection is filed as required, the City Council shall proceed as directed by Chapter 22, Article II of the Code of Ordinances, City of Carlsbad, New Mexico.

5. The removal of the structure, ruins, rubbish, wreckage, debris, and weeds shall:

- A. Begin immediately;**
- B. Proceed properly and with diligence; and**
- C. Be completed in a timely manner;**
- D. BUT IN NO CASE SHALL SUCH WORK TAKE LONGER THAN THIRTY (30) DAYS FROM THE DATE THE RESOLUTION WAS SERVED UNLESS THE CARLSBAD CITY COUNCIL CONSENTS IN WRITING TO AN EXTENSION.**

6. Any removal of the structures, ruins, rubbish, wreckage, debris, or weeds shall leave the property from which the materials have been removed in a clean, level, and safe condition, suitable for further occupancy or construction and with all excavations filled.

7. If the owner, occupant, or agent in charge does not commence the removal of the stated items, and if no written objection is filed as required, or if the removal of the stated items is not completed in a timely manner, the City may remove the structures, ruins, rubbish, wreckage, debris, and/or weeds at the cost and expense of the owner.

8. The reasonable cost of such a removal shall constitute a lien against the structures, ruins, rubbish, wreckage, debris, and/or weeds so removed and against the lot or parcel of land from which it was removed.

9. The City Clerk shall make out, sign, attest, file, and record in the office of the Eddy County Clerk's Office, a claim of lien upon the described premises.

10. The lien shall bear interest at the rate of twelve percent (12%) per annum from the date of filing until paid, together with reasonable attorney's fees for the foreclosure of the same. The lien shall be foreclosed in any manner proved by an applicable state lien foreclosure law.

INTRODUCED, PASSED, ADOPTED, AND APPROVED this 28th day of March, 2023.

DALE JANWAY, MAYOR

ATTEST:

NADINE MIRELES, CITY CLERK



CITY OF CARLSBAD

*Planning, Engineering,
and Regulation Department*

114 S. Halagueno, PO Box 1569
Carlsbad, New Mexico 88220

Phone (575) 885-1185, Fax (575) 628-8379

CODE ENFORCEMENT REPORT

Case Number: CE- <u>23</u> - <u>018</u>	Date of Complaint: 12/8/20	Complaint Taken By: EHarrell
	Complainant Name: Anon	Phone Number:

Complaint Location:

505 Monterrey

Details of Complaint:

Junk/trash/debris. A woman and small child living in house without utilities.

Primary Structure:

- Residential Commercial
- Occupied Vacant
- Secured Unsecured
- No structure on property

Photographs Taken (attach):

- Yes
- No

CE District:

- North
- South

Narrative:

Made contact with a women with the PD.
Went back and spoke again with the sister? The woman and child had moved out of the house and family was going to board the house up. No one had moved out and a report came in about a fire inside of the house. The house was boarded up. New complaints have come in about people meandering around the house. The neighborhood complains it is a nuisance house. Met building dept at the house on 2/22/23


Disposition of Case:

- No Basis for Complaint: _____
- Mailed Notice of Violation/Date: Certified on 2/8/23
- Door Hanger Notice of Violation/Date: _____
- Verbal Warning/Date: _____
- Referred to Other Agency: _____
- Other: Will ask fire marshal and building department for an Inter office memo to start a condemnation.

	EHarrell	2/23/23
Code Enforcement Signature	Printed Name	Date

Report Information:

Entered into Database on: _____ By: _____ Page ___ of ___

SENDER: COMPLETE THIS SECTION	COMPLETE THIS SECTION ON DELIVERY
<ul style="list-style-type: none"> Complete items 1, 2, and 3. Print your name and address on the reverse so that we can return the card to you. Attach this card to the back of the mailpiece, or on the front if space permits. 	<p>A. Signature X</p> <p><input type="checkbox"/> Agent <input type="checkbox"/> Addressee</p> <p>B. Received by (Printed Name) _____ C. Date of Delivery _____</p>
<p>1. Article Addressed to:</p> <p><i>Maria Jesus Rubio Estanislado + Ycela Sosa 809 W. Alvarado Carlsbad, NM 88220</i></p>  <p>9590 9402 2177 6193 9106 86</p>	<p>D. Is delivery address different from item 1? <input type="checkbox"/> Yes If YES, enter delivery address below: <input checked="" type="checkbox"/> No</p>
<p>2. Article Number (Transfer from service label)</p> <p>7017 1070 0000 6425 3874</p>	<p>3. Service Type</p> <p><input type="checkbox"/> Adult Signature <input type="checkbox"/> Adult Signature Restricted Delivery <input checked="" type="checkbox"/> Certified Mail® <input type="checkbox"/> Certified Mail Restricted Delivery <input type="checkbox"/> Collect on Delivery <input type="checkbox"/> Collect on Delivery Restricted Delivery <input type="checkbox"/> Insured Mail <input type="checkbox"/> Insured Mail Restricted Delivery (over \$500)</p> <p><input type="checkbox"/> Priority Mail Express® <input type="checkbox"/> Registered Mail™ <input type="checkbox"/> Registered Mail Restricted Delivery <input type="checkbox"/> Return Receipt for Merchandise <input type="checkbox"/> Signature Confirmation™ <input type="checkbox"/> Signature Confirmation Restricted Delivery</p>

PS Form 3811, July 2015 PSN 7530-02-000-9053 Domestic Return Receipt

PLACE STICKER AT TOP OF ENVELOPE TO THE RIGHT OF THE RETURN ADDRESS, FOLD AT DOTTED LINE.

CERTIFIED MAIL®



7017 1070 0000 6425 3874
7017 1070 0000 6425 3874

U.S. Postal Service™

CERTIFIED MAIL® RECEIPT

Domestic Mail Only

For delivery information, visit our website at www.usps.com®

OFFICIAL USE


<p>Certified Mail Fee \$ _____</p> <p>Extra Services & Fees (check box, add fee as appropriate)</p> <p><input checked="" type="checkbox"/> Return Receipt (hardcopy) \$ _____</p> <p><input type="checkbox"/> Return Receipt (electronic) \$ _____</p> <p><input type="checkbox"/> Certified Mail Restricted Delivery \$ _____</p> <p><input type="checkbox"/> Adult Signature Required \$ _____</p> <p><input type="checkbox"/> Adult Signature Restricted Delivery \$ _____</p> <p>Postage \$ _____</p> <p>Total Postage and Fees \$ _____</p>	<p>Postmark Here</p>
--	----------------------

Sent To *Maria Jesus Rubio/Estanislado Ycela Sosa*

Street and Apt. No. or PO Box No. *809 W. Alvarado*


City, State, ZIP+4® *Carlsbad NM 88220*

PS Form 3800, April 2015 PSN 7530-02-000-9047 See Reverse for Instructions

SENDER: COMPLETE THIS SECTION	COMPLETE THIS SECTION ON DELIVERY																	
<ul style="list-style-type: none"> ■ Complete items 1, 2, and 3. ■ Print your name and address on the reverse so that we can return the card to you. ■ Attach this card to the back of the mailpiece, or on the front if space permits. 	<p>A. Signature</p> <p><input checked="" type="checkbox"/> <i>Jasmine Sosa</i> <input type="checkbox"/> Agent <input type="checkbox"/> Addressee</p>																	
<p>1. Article Addressed to: 15</p> <p><i>Maria Jesus Rubio</i> <i>Estanislado + Ycela Sosa</i> <i>809 W. Alvarado</i> <i>Carlsbad, NM 88220</i></p>	<p>B. Received by (Printed Name)</p>	<p>C. Date of Delivery</p>																
 9590 9402 2177 6193 9106 86	<p>D. Is delivery address different from item 1? <input type="checkbox"/> Yes If YES, enter delivery address below: <input checked="" type="checkbox"/> No</p>																	
<p>2. Article Number (Transfer from service label)</p> <p><i>7017 1070 0000 6425 3874</i></p>	<p>3. Service Type</p> <table border="0"> <tr> <td><input type="checkbox"/> Adult Signature</td> <td><input type="checkbox"/> Priority Mail Express®</td> </tr> <tr> <td><input type="checkbox"/> Adult Signature Restricted Delivery</td> <td><input type="checkbox"/> Registered Mail™</td> </tr> <tr> <td><input checked="" type="checkbox"/> Certified Mail®</td> <td><input type="checkbox"/> Registered Mail Restricted Delivery</td> </tr> <tr> <td><input type="checkbox"/> Certified Mail Restricted Delivery</td> <td><input type="checkbox"/> Return Receipt for Merchandise</td> </tr> <tr> <td><input type="checkbox"/> Collect on Delivery</td> <td><input type="checkbox"/> Signature Confirmation™</td> </tr> <tr> <td><input type="checkbox"/> Collect on Delivery Restricted Delivery</td> <td><input type="checkbox"/> Signature Confirmation Restricted Delivery</td> </tr> <tr> <td><input type="checkbox"/> Insured Mail</td> <td></td> </tr> <tr> <td><input type="checkbox"/> Insured Mail Restricted Delivery (over \$500)</td> <td></td> </tr> </table>		<input type="checkbox"/> Adult Signature	<input type="checkbox"/> Priority Mail Express®	<input type="checkbox"/> Adult Signature Restricted Delivery	<input type="checkbox"/> Registered Mail™	<input checked="" type="checkbox"/> Certified Mail®	<input type="checkbox"/> Registered Mail Restricted Delivery	<input type="checkbox"/> Certified Mail Restricted Delivery	<input type="checkbox"/> Return Receipt for Merchandise	<input type="checkbox"/> Collect on Delivery	<input type="checkbox"/> Signature Confirmation™	<input type="checkbox"/> Collect on Delivery Restricted Delivery	<input type="checkbox"/> Signature Confirmation Restricted Delivery	<input type="checkbox"/> Insured Mail		<input type="checkbox"/> Insured Mail Restricted Delivery (over \$500)	
<input type="checkbox"/> Adult Signature	<input type="checkbox"/> Priority Mail Express®																	
<input type="checkbox"/> Adult Signature Restricted Delivery	<input type="checkbox"/> Registered Mail™																	
<input checked="" type="checkbox"/> Certified Mail®	<input type="checkbox"/> Registered Mail Restricted Delivery																	
<input type="checkbox"/> Certified Mail Restricted Delivery	<input type="checkbox"/> Return Receipt for Merchandise																	
<input type="checkbox"/> Collect on Delivery	<input type="checkbox"/> Signature Confirmation™																	
<input type="checkbox"/> Collect on Delivery Restricted Delivery	<input type="checkbox"/> Signature Confirmation Restricted Delivery																	
<input type="checkbox"/> Insured Mail																		
<input type="checkbox"/> Insured Mail Restricted Delivery (over \$500)																		

PS Form 3811, July 2015 PSN 7530-02-000-9053

Domestic Return Receipt



Feb 2, 2023 9:42:30 AM

505

Monterey Street
Carlsbad

Eddy County
New Mexico



Feb 2, 2023 9:42:45 AM
505 Monterey Street
Carlsbad
Eddy County
New Mexico




Feb 2, 2023 9:44:00 AM

505 Monterey Street

Carlsbad

Eddy County

New Mexico



505

23-9-42:27 AM
Monterey Street
Gardspart
Heldy County
New Mexico

City Of Carlsbad

Inter-Office Memorandum

Dale Janway Mayor

John Lowe, City Manager

Date: 20 March 2023

To: Denise Madrid Boyea, City Attorney

From: Ken Ahrens, Assistant Fire Chief

Re: 505 Monterey

On March 20, 2023, I inspected a property located at 505 Monterey. This is a vacant property that presents an *extreme* fire hazard for responding Firefighters and emergency personnel. I recommend that the buildings be secured or demolished, the property be cleaned up, and the weeds and debris be removed under the following fire codes.

The International Fire Code, 2015 edition states:

Section 110 Unsafe Buildings

110.1 General. If during the inspection of a building or structure or any building system, in whole or part, constitutes a clear and inimical threat to human life, safety or health, the fire code official shall issue such notice or orders to remove or remedy the conditions as shall be deemed necessary in accordance with this section and shall refer the building to the building department for any repairs, alterations, remodeling, removing or demolition required.

110.1.1 Unsafe Conditions. Structures or existing equipment that are or here after become unsafe or deficient because of inadequate means of egress or which constitute a fire hazard, or are otherwise dangerous to human life or the public welfare, or which involve illegal or improper occupancy or inadequate maintenance shall be deemed an unsafe condition. A vacant structure which is not secured against unauthorized entry as required by Section 311 shall be unsafe.

110.1.2 Structural Hazards. When an apparent structural hazard is caused by the faulty installation, operation or malfunction of any of the items or devices governed by this code, the fire official shall immediately notify the building official in accordance with Section 110.1

110.4 Abatement. The owner, operator or occupant of a building or premises deemed unsafe by the fire code official shall abate or cause to be abated or corrected such unsafe conditions by repair, rehabilitation, demolition, or other approved corrective action.

Section 304 Combustible Waste Material

304.1.1 Waste material. Accumulations of wastepaper, wood, hay, straw, weeds, litter, or combustible or flammable rubbish of any type shall not be permitted to remain on a roof or in any court, yard, vacant lot, alley, parking lot, open space, or beneath a grandstand, bleacher, pier, wharf, manufactured home, recreational vehicle, or other similar structure.

304.1.2 Vegetation. Weeds, grass, vines or other growth that is capable of being ignited and endangering property, shall be cut down and removed by the owner or occupant of the premises.

Section 311 Vacant Premises

311.1 General. Temporarily unoccupied buildings, structures, premises, or portions there of including tenant spaces shall be safeguarded and maintained in accordance with this section.

311.1.1 Abandoned premises. Buildings, structures and premises for which an owner cannot be identified or located by dispatch of a certificate of mailing to the last known address, which persistently or repeatedly become unprotected or unsecure, which have been occupied by unauthorized persons or for illegal purposes, or which present a danger of structural collapse or fire spread to adjacent properties shall be considered, declared unsafe and abated by demolition or rehabilitation.

311.2 Safeguarding vacant premises. Temporarily unoccupied buildings, structures, premises, or portions thereof shall be secured and protected in accordance with this section.

311.2.2 Security. Exterior openings and interior openings accessible to other tenants or authorized persons shall be boarded, locked, blocked or otherwise protect to prevent entry by unauthorized individuals. The Fire Code Official is authorized to placard, post signs, erect barrier tape or take similar measures as necessary to secure public safety.

311.3 Removal of combustibles. Persons owning, or in charge of a vacant building or portion thereof, shall remove therefrom all accumulations of combustible material, flammable or combustible waste or rubbish and shall securely lock or otherwise secure doors, windows, and other openings to prevent entry by unauthorized persons. The premises shall be maintained clear of waste or hazardous materials.

A handwritten signature in black ink, appearing to read 'Ken Ahrens', written in a cursive style.

Ken Ahrens, Fire Chief
Carlsbad Fire Department

CITY OF CARLSBAD

INTER-OFFICE MEMORANDUM

Dale Janway, Mayor

John Lowe, City Administrator

February 22, 2023

TO: Denise Madrid Boyea, City Attorney

FROM: Nick Sullivan, City Building inspector

RE: **505 Monterrey St.**

On February 22, 2023 I performed an inspection on a property located at 505 Monterrey St. The owner is unsure of how long the house has been abandoned and vacant. There were no utilities to the structure and the utilities will not be able to be reinstated in its current state. The house has had issues with squatters and is currently completely boarded up to prevent unauthorized entry. The house has previously been Red Tagged and deemed unsuitable for occupancy. Due to the current state of the structure I will uphold the Red Tag and recommend the property be demolished. Structurally, the foundation is failing. It was built using pieces of old concrete and rock put together with mortar with the floor joists mounted to the rubble. I noticed extensive termite damage on exposed interior walls but it is uncertain how extensive the damage is in places that were not accessible. This structure should be condemned under the following sections of the International Property Maintenance Code.

The International Property and Maintenance Code- 2009 edition states:

Section 108- Unsafe Structures and Equipment

108.1.1- Unsafe Structures. An unsafe structure is one that is found to be dangerous to the life, health, property or safety of the public or the occupants of the structure by not providing minimum safeguards to protect or warn occupants in the event of fire, or because such structure contains unsafe equipment or is so damaged, decayed, dilapidated, structurally unsafe or of such faulty construction or unstable foundation, that partial or complete collapse is possible.

108.1.3- Structure Unfit for Human Occupancy. A structure is unfit for human occupancy whenever the code official finds that such structure is unsafe, unlawful or, because of the degree to which the structure is in disrepair or lacks maintenance, is unsanitary, vermin or rat infested, contains filth and contamination, or lacks ventilation, illumination, sanitary or heating facilities or other essential equipment required by this code, or because the location of the structure constitutes a hazard to the occupants of the structure or to the public.

108.1.5- Dangerous Structure or Premises- For the purpose of this code, any structure or premises that have any or all of the conditions or defects described below shall be considered dangerous: Any portion of a building, structure or appurtenance that has been damaged by fire, earthquake, wind, flood, deterioration, neglect, abandonment, vandalism or by any other cause to such an extent that it is likely to partially or completely collapse, or to become detached or dislodged. Any portion of a building, or any member, appurtenance or ornamentation on the exterior thereof that is not of sufficient strength or stability, or is not so anchored, attached or fastened in place so as to be capable of resisting natural or artificial loads of one and one-half the original designed value. The building or structure, or part of the building or structure, because of dilapidation, deterioration, decay, faulty construction, the removal or movement of some portion of the ground necessary for the support, or for any other reason, is likely to partially or completely collapse, or some portion of the foundation or underpinning of the building or structure is likely to fail or give way. The building or structure, or any portion thereof, is clearly unsafe for its use and occupancy.

Section 304- Exterior Structure

304.1- General. The exterior of a structure shall be maintained in good repair, structurally sound and sanitary so as not to pose a threat to the public health, safety or welfare.

304.7- Roofs and Drainage. The roof and flashing shall be sound, tight and not have defects that admit rain. Roof drainage shall be adequate to prevent dampness or deterioration in the walls or interior portion of the structure. Roof drains, gutters and downspouts shall be maintained in good repair and free from obstructions. Roof water shall not be discharged in a manner that creates a public nuisance.

Section 305- Interior Structure

305.1- General. The interior of a structure and equipment therein shall be maintained in good repair, structurally sound and in a sanitary condition. Occupants shall keep that part of the structure which they occupy or control in a clean and sanitary condition. Every owner of a structure containing a rooming house, housekeeping units, a hotel, a dormitory, two or more dwelling units or two or more nonresidential occupancies, shall maintain, in a clean and sanitary condition, the shared or public areas of the structure and exterior property. Section

505 Water System

505.1 General. Every sink, lavatory, bathtub or shower, drinking fountain, water closet, or other plumbing fixture shall be properly connected to either a public water system or to an approved private water system. All kitchen sinks, lavatories, laundry facilities, bathtubs and showers shall be supplied with hot or tempered and cold running water in accordance with the International Plumbing Code (and/or Uniform Plumbing Code).


Section 602- Heating Facilities

602.2 Residential Occupancies. Dwellings shall be provided with heating facilities capable of maintaining a room temperature of 68 degrees F (20 degrees C) in all habitable rooms, bathrooms and toilet rooms based on the winter outdoor design temperature for the locality indicated in Appendix D of the International Plumbing Code. Cooking appliances shall not be used to provide space heating to meet the requirements of this section.

Section 604- Electrical Facilities

604.2- Service. The size and usage of appliances and equipment shall serve as a basis for determining the need for additional facilities in accordance with NFPA 70. Dwelling units shall be served by a threewire, 120/240 volt, single-phase electrical service having a rating of not less than 60 amperes.

Nick Sullivan, City Building Inspector



City Of Carlsbad
February 22, 2023



NOTICE

THIS BUILDING IS DEEMED UNSAFE FOR HUMAN OCCUPANCY.

UNDER SECTION 106 INTERNATIONAL PROPERTY MAINTENANCE CODE OF THE CITY OF CARLSBAD

IT IS UNLAWFUL FOR ANY PERSON TO OCCUPY OR RESIDE IN THIS BUILDING

DEPARTMENT OF BUILDING CITY OF CARLSBAD


NO WATER NO POWER BUILDING NOT SAFE

Building Official

ANY UNAUTHORIZED PERSON REMOVING THIS SIGN WILL BE PROSECUTED

DATE _____ REFER TO SECTION 107 INTERNATIONAL PROPERTY MAINTENANCE CODE CHAPTER 1-8 CCC.




































DALE JANWAY
MAYOR

Post Office Box 1569
Carlsbad, NM 88221-1569
(575) 887-1191
1-800-658-2713
www.cityofcarlsbadnm.com

JOHN N. LOWE
CITY ADMINISTRATOR

March 22, 2023

Maria Jesus Rubio
Estanislado F. & Ycela R. Sosa
809 W. Alvarado St.
Carlsbad, NM 88220

RE: Dangerous Premises at the property known as 505 Monterrey St., Carlsbad, NM

Dear Ms. Rubio and Mr. & Mrs. Sosa:

According to the records of the Eddy County Assessor's Office, you are the owners or have an interest in the property commonly known as **505 Monterrey St., Carlsbad, NM**. The property has been inspected by the City Code Enforcement Office, the Building Inspector and the Fire Marshal. They have found the property to be in violation of a number of health, safety, and building laws.

Because of the condition of the property, a Resolution has been prepared requiring the removal of the structure and cleaning of the property. The Carlsbad City Council will consider passing that Resolution at its meeting on **Tuesday, March 28, 2023 at 6:00 PM**. That meeting will be held in the Council Chambers in the Janell Whitlock Municipal Complex at 114 S. Halagueno St., Carlsbad, NM. You are encouraged to come to the meeting and speak with Council about the property. A draft of the Resolution is included with this letter.

If the Council adopts the Resolution, you must begin removing the structure, ruins, rubbish, wreckage, debris, and weeds from the property within ten days and complete the work within thirty days. The property must be left in a clean, level, and safe condition, suitable for further occupancy or construction and with all excavations filled. If the work is not done, the City may do the work itself or hire someone to do the work. All reasonable costs to the City for such work will become a lien against the property. The City may then foreclose the lien as allowed by law.

If you have any questions regarding this matter, please contact me at (575) 887-1191, or at the Municipal Building, 101 N. Halagueno, Carlsbad, NM 88220.

Sincerely,

Denise Madrid Boyea
City Attorney

Enclosure

COUNCILORS

Ward 1
EDDIE T. RODRIGUEZ
LISA A. ANAYA FLORES

Ward 2
JEFF FORREST
J J CHAVEZ

Ward 3
KARLA NIEMEIER
JUDI WATERS

Ward 4
MARK WALTERSCHEID
WESLEY A. CARTER

CITY OF CARLSBAD

AGENDA BRIEFING MEMORANDUM

Council Meeting Date: March 28, 2023

DEPARTMENT: Legal	BY: Denise Madrid Boyea <i>DB</i>	DATE: March 22, 2023
SUBJECT: Proposed Resolution requiring the removal of the ruined, damaged or dilapidated building or structure, ruins, rubbish, wreckage, and debris at 2807 San Jose Blvd.		
BACKGROUND, ANALYSIS AND IMPACT: (Safety and Welfare/Financial/Personnel/Infrastructure/etc.) The property commonly known as 2807 San Jose Blvd. is in a residential neighborhood near the intersection of Kircher and San Jose Blvd. There appears to be fire-damaged, unsecured, dilapidated structure on the property and weeds. The Eddy County Assessor's Office lists Veronica Hernandez as owning or having an interest in the property and lists an address of PO Box 193, Carlsbad, NM 88221-193. The property appears to be vacant. Code enforcement has been to the property. A Notice of Violation was mailed by certified mail to the owners on February 1, 2023 and the letter is un-claimed. Fires occurred at the property in May and August, 2020 which damaged the structure and trailers on the property. The property has been inspected by the City Code Enforcement Office, the Building Inspector and the Fire Chief. They found that the property remains out of compliance with applicable codes. The ruined or dilapidated structure remains on the property and the property is not secured. The Fire Chief found that the property presents an extreme fire hazard for responding firefighters and emergency personnel and recommends the building be secured or demolished, the property be cleaned and the trash and debris be removed. A resolution has been prepared which, if adopted, would require the property owner to remove all ruins, dilapidated structures, rubbish, wreckage, debris and weeds from the property within thirty days of the service of the resolution. On March 22, 2023, a certified letter was sent to the owner at the address on the records of the County, which invited them to attend the meeting and speak with Council about the property.		
DEPARTMENT RECOMMENDATION: Adopt the proposed resolution.		
BOARD/COMMISSION/COMMITTEE ACTION: N/A		
<input type="checkbox"/> P & Z	<input type="checkbox"/> Lodgers Tax Board	<input type="checkbox"/> Cemetery Board
<input type="checkbox"/> Museum Board	<input type="checkbox"/> San Jose Board	<input type="checkbox"/> Water Board
<input type="checkbox"/> Library Board	<input type="checkbox"/> North Mesa Board	<input type="checkbox"/> _____ Committee
		} <input type="checkbox"/> APPROVED } } <input type="checkbox"/> DISAPPROVED

Reviewed by:
City Administrator /s/John Lowe

Date: 03/23/2023

ATTACHMENT(S):
Proposed Resolution with Attachments
Photographs
Letter to Veronica Hernandez, dated March 22, 2023

RESOLUTION NO. 2023-14

A RESOLUTION FINDING THE BUILDINGS OR STRUCTURES AT THE PROPERTY COMMONLY KNOWN AS 2807 SAN JOSE BOULEVARD TO BE RUINED, DAMAGED, AND DILAPIDATED AND FINDING THE PREMISES TO BE COVERED WITH RUINS, RUBBISH, WRECKAGE, WEEDS, DEBRIS; AND REQUIRING THE REMOVAL OF THE BUILDINGS, STRUCTURES, RUINS, RUBBISH, WRECKAGE, WEEDS, AND DEBRIS

WHEREAS, the records of the Eddy County Assessor's Office show **Veronica Hernandez** to be the owners of or to have an interest in the property commonly known as **2807 San Jose Boulevard, Carlsbad, Eddy County, New Mexico**, and more particularly described as:

Subd: NEW SAN JOSE 1ST ADDN Lot: 23 Block: 31 MAP# 263-NS31-23
CAB# 2-42-3 LOT SIZE 40'X 160'

hereinafter referred to as "Property", and

WHEREAS, the Property has been inspected by the Carlsbad Code Enforcement Officer, the Fire Marshal and the Certified Building Official; and

WHEREAS, the Carlsbad Code Enforcement Officer, the Fire Marshal and the Certified Building Official found that the Property has not been adequately maintained; and

WHEREAS, the Property contains a large amount of ruins, rubbish, wreckage, and/or debris, and some weeds; and

WHEREAS, the Property is in an unsafe condition and constitutes a hazard to the surrounding properties, residents and passersby; and

WHEREAS, the Carlsbad Code Enforcement Officer found that the specific violations, under Code of Ordinances of the City of Carlsbad, at the Property include, but are not limited to those listed on the attached Exhibit "A"; and

WHEREAS, the City Fire Marshal has inspected the Property and found that the specific violations at the Property under Fire Code include, but are not limited to those listed on the attached Exhibit "B"; and

WHEREAS, the specific Building Code violations include, but are not limited to those listed on the attached Exhibit "C;" and

WHEREAS, the Property and all structures, ruins, rubbish, wreckage, debris, and weeds are a menace to the public comfort, health, peace, and safety and require removal forthwith.

NOW THEREFORE, BE IT RESOLVED by the Governing Body of the City of Carlsbad, Eddy County, New Mexico that:

1. A copy of this Resolution shall be served on the record owners, as shown by the real estate records of the County Clerk, occupants, or agents in charge of the Property. Such service shall be in person if such a person can be found within the City of Carlsbad, New Mexico after a reasonable search.

2. If a record owners, occupant, or agent in charge of the Property cannot be located within the City of Carlsbad, New Mexico, notice shall be by posting at the Property and by publishing this Resolution one time in a newspaper in general circulation in the City of Carlsbad.

3. Within ten days of either the receipt of a copy of this Resolution or the posting and publishing of this Resolution, the owner, occupant, or agent in charge of the Property shall either:

- A. Commence removing all ruins, rubbish, wreckage, debris, and weeds from the premises; or
- B. File a written objection with the Carlsbad Municipal Clerk at 101 N. Halagueno, Carlsbad, New Mexico 88220 and request a hearing before the City Council.

4. If a written objection is filed as required, the City Council shall proceed as directed by Chapter 22, Article II of the Code of Ordinances, City of Carlsbad, New Mexico.

5. The removal of the structure, ruins, rubbish, wreckage, debris, and weeds shall:

- A. Begin immediately;**
- B. Proceed properly and with diligence; and**
- C. Be completed in a timely manner;**
- D. BUT IN NO CASE SHALL SUCH WORK TAKE LONGER THAN THIRTY (30) DAYS FROM THE DATE THE RESOLUTION WAS SERVED UNLESS THE CARLSBAD CITY COUNCIL CONSENTS IN WRITING TO AN EXTENSION.**

6. Any removal of the structures, ruins, rubbish, wreckage, debris, or weeds shall leave the property from which the materials have been removed in a clean, level, and safe condition, suitable for further occupancy or construction and with all excavations filled.

7. If the owner, occupant, or agent in charge does not commence the removal of the stated items, and if no written objection is filed as required, or if the removal of the stated items is not completed in a timely manner, the City may remove the structures, ruins, rubbish, wreckage, debris, and/or weeds at the cost and expense of the owner.

8. The reasonable cost of such a removal shall constitute a lien against the structures, ruins, rubbish, wreckage, debris, and/or weeds so removed and against the lot or parcel of land from which it was removed.

9. The City Clerk shall make out, sign, attest, file, and record in the office of the Eddy County Clerk's Office, a claim of lien upon the described premises.

10. The lien shall bear interest at the rate of twelve percent (12%) per annum from the date of filing until paid, together with reasonable attorney's fees for the foreclosure of the same. The lien shall be foreclosed in any manner proved by an applicable state lien foreclosure law.

INTRODUCED, PASSED, ADOPTED, AND APPROVED this 28th day of March, 2023.

DALE JANWAY, MAYOR

ATTEST:

NADINE MIRELES, CITY CLERK



CITY OF CARLSBAD

Planning, Engineering,
and Regulation Department

114 S. Halagueno, PO Box 1569

Carlsbad, New Mexico 88220

Phone (575) 885-1185, Fax (575) 628-8379

CODE ENFORCEMENT REPORT

Case Number: CE- <u>20</u> - <u>196</u>	Date of Complaint: 8/10/20	Complaint Taken By: EHarrell
	Complainant Name: Anon	Phone Number:

Complaint Location:
2807 San Jose Blvd

Details of Complaint:
Junk/trash/debris and structure and camper fire

Primary Structure: <input checked="" type="checkbox"/> Residential <input type="checkbox"/> Commercial <input type="checkbox"/> Occupied <input checked="" type="checkbox"/> Vacant <input type="checkbox"/> Secured <input checked="" type="checkbox"/> Unsecured <input type="checkbox"/> No structure on property	Photographs Taken (attach): <input checked="" type="checkbox"/> Yes <input type="checkbox"/> No	CE District: <input type="checkbox"/> North <input checked="" type="checkbox"/> South
---	--	--

Narrative:
House caught fire along with a camper. People were living in the house. It was a rent house. I spoke with owner, she was trying to get them out at that time. She was going to take care of the house and board it up. The house as of 1/10/23 is now vandalized and windows broken. It is not boarded up and is in very bad shape. Tried calling Veronica (owner) on 1/10/23 @10:48 am, she said she would call me back. She never returned that call.

Disposition of Case:

No Basis for Complaint: _____

Mailed Notice of Violation/Date: Certified on 2/1/23

Door Hanger Notice of Violation/Date: _____

Verbal Warning/Date: _____

Referred to Other Agency: _____

Other: Will ask fire marshal and building department for an inter office memo to start a condemnation.

	EHarrell	2/6/23
Code Enforcement Signature	Printed Name	Date

Report Information:
Entered into Database on: _____ By: _____ Page ___ of ___

15 CITY OF CARLSBAD

Planning, Engineering, and Regulation Department

Code Enforcement Division

101 N. Halagueno St., PO Box 1569

Carlsbad, New Mexico 88220

Phone (575) 885-1185, Fax (575) 628-8379



NOTICE OF CODE VIOLATION

Date: 8/11/2020

Case: CE- 20 - 196

Address: 2807 San Jose Blvd

Carlsbad, New Mexico 88220

Name and Address of Property Owner or Occupant*
Parcel Number 4-157-129-258-336
HERNANDEZ, VERONICA
PO BOX 193
CARLSBAD, NM 88221-0193

The following violation(s) of the Carlsbad Code of Ordinances have been identified as existing on your property. It is your responsibility, if you have any control over the property, to take immediate action to correct these violation(s), even if you do not actually occupy the property or if the property is occupied by others.

COMPLETION OF CORRECTIVE ACTION(S) IS REQUIRED NO LATER THAN: 8/21/2020

CORRECTIVE ACTION TO BE TAKEN (WHAT YOU SHOULD DO) BEFORE DEADLINE:
Hello Veronica, per our conversation about the house and camper fire, please look at the violations below. Once you have the people out of the house please board it up until you demo. Thank you for your compliance. Any questions call 575-885-1185 ext. 2239

CODE VIOLATED:
DILAPIDATED BUILDINGS AND STRUCTURES
Sec. 22-32. - Determination; resolution requiring removal.
Whenever any building or structure is ruined, damaged and dilapidated, or any premises covered with ruins, rubbish, wreckage, debris or weeds, the city council may, by resolution, find that the ruined, damaged and dilapidated building or structure or weed covered premises is a menace to the public comfort, health, peace or safety and require the removal from the city of the building, structure, ruin, rubbish, wreckage, debris or weeds.

CODE VIOLATED:
WASTE STORAGE (CCO 22-03): Any land, within the city, used for open storage of junk, trash or debris is hereby declared to be a public nuisance, and such use of land is prohibited in the city.


CODE VIOLATED:
VEHICLE STORAGE (CCO 50-06(d)): No person in charge or control of any property within the city, whether as owner, tenant, occupant, lessee or otherwise, shall allow any partially dismantled, non-operating, wrecked, junked or discarded vehicle to remain on such property longer than 48 hours; and no person shall leave any such vehicle on any property within the city for a longer period of time than 48 hours; except that this section shall not apply with regard to a vehicle in an enclosed building or otherwise screened from public view or a vehicle in an appropriate storage place or depository maintained in a lawful place and manner by the city.

Note: Specific details regarding the applicable ordinance may be obtained from the Code Enforcement Division Office listed above. The complete Code of Ordinances may be found on the City of Carlsbad website: www.cityofcarlsbadnm.com or in the office of the City Clerk.

The required Corrective Active listed above must be initiated immediately and be completed no later than the deadline. Failure to comply with the Ordinances of the City of Carlsbad is subject to specific actions. If the owner of the property cannot be located or refuses compliance, the City may initiate condemnation procedures under Chapter 22, Article II, of the Carlsbad Code of Ordinances to remedy the violation. Under this procedure the City will file a claim of lien against the premises in the amount of the expenditure by the City to correct each violation. Optionally, the City may seek a judgment in Municipal Court for the maximum penalty allowed by ordinance for violation of municipal ordinances. Unless a lesser maximum penalty or a specific penalty is established by ordinance for a particular offense, a fine of not more than \$500 or imprisonment for not more than 90 days, or both, plus court costs, may be imposed by the court.

*Property and owner information is received from the Eddy County Assessor's Office, Occupant, or City records.

E Harrell EHarrell 8/11/2020
Code Enforcement Signature Printed Name Date

SENDER: COMPLETE THIS SECTION	COMPLETE THIS SECTION ON DELIVERY																
<ul style="list-style-type: none"> Complete items 1, 2, and 3. Print your name and address on the reverse so that we can return the card to you. Attach this card to the back of the mailpiece, or on the front if space permits. 	<p>A. Signature X <input type="checkbox"/> Agent <input type="checkbox"/> Addressee</p> <p>B. Received by (<i>Printed Name</i>)</p> <p>C. Date of Delivery</p> <p>D. Is delivery address different from item 1? <input type="checkbox"/> Yes If YES, enter delivery address below: <input checked="" type="checkbox"/> No</p>																
<p>1. Article Addressed to:</p> <p style="font-size: 1.2em; color: blue;">Veronica Hernandez P.O. Box 193 Carlsbad, NM 88221-0193</p>  <p>9590 9402 2177 6193 9104 88</p>	<p>3. Service Type</p> <table border="0"> <tr> <td><input type="checkbox"/> Adult Signature</td> <td><input type="checkbox"/> Priority Mail Express®</td> </tr> <tr> <td><input type="checkbox"/> Adult Signature Restricted Delivery</td> <td><input type="checkbox"/> Registered Mail™</td> </tr> <tr> <td><input checked="" type="checkbox"/> Certified Mail®</td> <td><input type="checkbox"/> Registered Mail Restricted Delivery</td> </tr> <tr> <td><input type="checkbox"/> Certified Mail Restricted Delivery</td> <td><input type="checkbox"/> Return Receipt for Merchandise</td> </tr> <tr> <td><input type="checkbox"/> Collect on Delivery</td> <td><input type="checkbox"/> Signature Confirmation™</td> </tr> <tr> <td><input type="checkbox"/> Collect on Delivery Restricted Delivery</td> <td><input type="checkbox"/> Signature Confirmation Restricted Delivery</td> </tr> <tr> <td><input type="checkbox"/> Insured Mail</td> <td></td> </tr> <tr> <td><input type="checkbox"/> Insured Mail Restricted Delivery (over \$500)</td> <td></td> </tr> </table>	<input type="checkbox"/> Adult Signature	<input type="checkbox"/> Priority Mail Express®	<input type="checkbox"/> Adult Signature Restricted Delivery	<input type="checkbox"/> Registered Mail™	<input checked="" type="checkbox"/> Certified Mail®	<input type="checkbox"/> Registered Mail Restricted Delivery	<input type="checkbox"/> Certified Mail Restricted Delivery	<input type="checkbox"/> Return Receipt for Merchandise	<input type="checkbox"/> Collect on Delivery	<input type="checkbox"/> Signature Confirmation™	<input type="checkbox"/> Collect on Delivery Restricted Delivery	<input type="checkbox"/> Signature Confirmation Restricted Delivery	<input type="checkbox"/> Insured Mail		<input type="checkbox"/> Insured Mail Restricted Delivery (over \$500)	
<input type="checkbox"/> Adult Signature	<input type="checkbox"/> Priority Mail Express®																
<input type="checkbox"/> Adult Signature Restricted Delivery	<input type="checkbox"/> Registered Mail™																
<input checked="" type="checkbox"/> Certified Mail®	<input type="checkbox"/> Registered Mail Restricted Delivery																
<input type="checkbox"/> Certified Mail Restricted Delivery	<input type="checkbox"/> Return Receipt for Merchandise																
<input type="checkbox"/> Collect on Delivery	<input type="checkbox"/> Signature Confirmation™																
<input type="checkbox"/> Collect on Delivery Restricted Delivery	<input type="checkbox"/> Signature Confirmation Restricted Delivery																
<input type="checkbox"/> Insured Mail																	
<input type="checkbox"/> Insured Mail Restricted Delivery (over \$500)																	
<p>2 7017 1070 0000 6425 2778</p>																	
<p>PS Form 3811, July 2015 PSN 7530-02-000-9053 Domestic Return Receipt</p>																	

U.S. Postal Service™
CERTIFIED MAIL® RECEIPT EH
Domestic Mail Only

For delivery information, visit our website at www.usps.com®


OFFICIAL USE

<p>Certified Mail Fee \$ _____</p> <p>Extra Services & Fees (<i>check box, add fee as appropriate</i>)</p> <p><input checked="" type="checkbox"/> Return Receipt (hardcopy) \$ _____</p> <p><input type="checkbox"/> Return Receipt (electronic) \$ _____</p> <p><input type="checkbox"/> Certified Mail Restricted Delivery \$ _____</p> <p><input type="checkbox"/> Adult Signature Required \$ _____</p> <p><input type="checkbox"/> Adult Signature Restricted Delivery \$ _____</p> <p>Postage \$ _____</p> <p>Total Postage and Fees \$ _____</p>	<p>Postmark Here</p>
<p>Sent To <u>Veronica Hernandez</u></p> <p>Street and Apt. No., or PO Box No. <u>P.O. Box 193</u></p> <p>City, State, ZIP+4® <u>Carlsbad NM 88221-0193</u></p>	

PS Form 3800, April 2015 PSN 7530-02-000-9047 See Reverse for instructions

CERTIFIED MAIL®

PLACE STICKER AT TOP OF ENVELOPE TO THE RIGHT OF THE RETURN ADDRESS. FOLD AT DOTTED LINE.



7017 1070 0000 6425 2778
7017 1070 0000 6425 2778



Feb 2, 2023 9:57:03 AM

2807 San Jose Boulevard
Carlsbad
Eddy County
New Mexico



Feb 2, 2023 9:59:05 AM

2807 San Jose Blvd

Carlsbad
Eddy County
New Mexico



Feb 2, 2023 9:57:32 AM
2807 San Jose Boulevard
Carlsbad
Eddy County
New Mexico



Feb 2, 2023 9:57:15 AM
2807 San Jose Boulevard
Carlsbad
Eddy County
New Mexico

City Of Carlsbad
Inter-Office Memorandum

Dale Janway Mayor

John Lowe, City Manager

Date: 20 March 2023

To: Denise Madrid Boyea, City Attorney

From: Ken Ahrens, Assistant Fire Chief

Re: 2807 San Jose Blvd

On March 20, 2023, I inspected a property located at 2807 San Jose Blvd. Fires that occurred on May 20, 2020 and August 10, 2020 caused heavy damage to the residence and trailers on this lot. This property presents an **extreme** fire hazard for responding Firefighters and emergency personnel. I recommend that the buildings be secured or demolished, the property be cleaned up, and the trash and debris be removed under the following fire codes.

The International Fire Code, 2015 edition states:

Section 110 Unsafe Buildings

110.1 General. If during the inspection of a building or structure or any building system, in whole or part, constitutes a clear and inimical threat to human life, safety or health, the fire code official shall issue such notice or orders to remove or remedy the conditions as shall be deemed necessary in accordance with this section and shall refer the building to the building department for any repairs, alterations, remodeling, removing or demolition required.

110.1.1 Unsafe Conditions. Structures or existing equipment that are or here after become unsafe or deficient because of inadequate means of egress or which constitute a fire hazard, or are otherwise dangerous to human life or the public welfare, or which involve illegal or improper occupancy or inadequate maintenance shall be deemed an unsafe condition. A vacant structure which is not secured against unauthorized entry as required by Section 311 shall be unsafe.

110.1.2 Structural Hazards. When an apparent structural hazard is caused by the faulty installation, operation or malfunction of any of the items or devices governed by this code, the fire official shall immediately notify the building official in accordance with Section 110.1

110.4 Abatement. The owner, operator or occupant of a building or premises deemed unsafe by the fire code official shall abate or cause to be abated or corrected such unsafe conditions by repair, rehabilitation, demolition, or other approved corrective action.

Section 304 Combustible Waste Material

304.1.1 Waste material. Accumulations of wastepaper, wood, hay, straw, weeds, litter, or combustible or flammable rubbish of any type shall not be permitted to remain on a roof or in any court, yard, vacant lot, alley, parking lot, open space, or beneath a grandstand, bleacher, pier, wharf, manufactured home, recreational vehicle, or other similar structure.

304.1.2 Vegetation. Weeds, grass, vines or other growth that is capable of being ignited and endangering property, shall be cut down and removed by the owner or occupant of the premises.

Section 311 Vacant Premises

311.1 General. Temporarily unoccupied buildings, structures, premises, or portions there of including tenant spaces shall be safeguarded and maintained in accordance with this section.

311.1.1 Abandoned premises. Buildings, structures and premises for which an owner cannot be identified or located by dispatch of a certificate of mailing to the last known address, which persistently or repeatedly become unprotected or unsecure, which have been occupied by unauthorized persons or for illegal purposes, or which present a danger of structural collapse or fire spread to adjacent properties shall be considered, declared unsafe and abated by demolition or rehabilitation.

311.2 Safeguarding vacant premises. Temporarily unoccupied buildings, structures, premises, or portions thereof shall be secured and protected in accordance with this section.

311.2.2 Security. Exterior openings and interior openings accessible to other tenants or authorized persons shall be boarded, locked, blocked or otherwise protect to prevent entry by unauthorized individuals. The Fire Code Official is authorized to placard, post signs, erect barrier tape or take similar measures as necessary to secure public safety.

311.3 Removal of combustibles. Persons owning, or in charge of a vacant building or portion thereof, shall remove therefrom all accumulations of combustible material, flammable or combustible waste or rubbish and shall securely lock or otherwise secure doors, windows, and other openings to prevent entry by unauthorized persons. The premises shall be maintained clear of waste or hazardous materials.

A handwritten signature in black ink, appearing to read 'Ken Ahrens', with a long horizontal line extending to the right.

Ken Ahrens, Fire Chief
Carlsbad Fire Department

CITY OF CARLSBAD

INTER-OFFICE MEMORANDUM

Dale Janway, Mayor

John Lowe, City Administrator

March 7, 2023

TO: Denise Madrid Boyea, City Attorney

FROM: Nick Sullivan, Building Inspector

RE: **2807 San Jose Blvd**

On March 7, 2023 I performed an inspection on the property located at 2807 San Jose Blvd. The house is abandoned and in poor condition. During the walkthrough of the property I noticed severe structural damage, all windows and doors have been broken or removed. There are no utilities to the structure, exposed or open electrical circuits. The building itself is on the verge of collapse. In its current state this property is a serious risk to the general public, and should be condemned under the following sections of the International Property Maintenance Code.

The International Property and Maintenance Code- 2009 edition states

108.1.3- Structure Unfit for Human Occupancy. A structure is unfit for human occupancy whenever the code official finds that such structure is unsafe, unlawful or, because of the degree to which the structure is in disrepair or lacks maintenance, is unsanitary, vermin or rat infested, contains filth and contamination, or lacks ventilation, illumination, sanitary or heating facilities or other essential equipment required by this code, or because the location of the structure constitutes a hazard to the occupants of the structure or to the public.

108.1.5- Dangerous Structure or Premises- For the purpose of this code, any structure or premises that have any or all of the conditions or defects described below shall be considered dangerous:
Any portion of a building, structure or appurtenance that has been damaged by fire, earthquake, wind, flood, deterioration, neglect, abandonment, vandalism or by any other cause to such an extent that it is likely to partially or completely collapse, or to become detached or dislodged.

Any portion of a building, or any member, appurtenance or ornamentation on the exterior thereof that is not of sufficient strength or stability, or is not so anchored, attached or fastened in place so as to be capable of resisting natural or artificial loads of one and one-half the original designed value.

The building or structure, or part of the building or structure, because of dilapidation, deterioration, decay, faulty construction, the removal or movement of some portion of the ground necessary for the support, or for any other reason, is likely to partially or completely collapse, or some portion of the foundation or underpinning of the building or structure is likely to fail or give way.

The building or structure, or any portion thereof, is clearly unsafe for its use and occupancy.

Section 304- Exterior Structure

304.1- General. The exterior of a structure shall be maintained in good repair, structurally sound and sanitary so as not to pose a threat to the public health, safety or welfare.

304.7- Roofs and Drainage. The roof and flashing shall be sound, tight and not have defects that admit rain. Roof drainage shall be adequate to prevent dampness or deterioration in the walls or interior

portion of the structure. Roof drains, gutters and downspouts shall be maintained in good repair and free from obstructions. Roof water shall not be discharged in a manner that creates a public nuisance.

Section 305- Interior Structure

305.1- General. The interior of a structure and equipment therein shall be maintained in good repair, structurally sound and in a sanitary condition. *Occupants* shall keep that part of the structure which they occupy or control in a clean and sanitary condition. Every *owner* of a structure containing a *rooming house, housekeeping units, a hotel, a dormitory, two or more dwelling units or two or more nonresidential occupancies, shall maintain, in a clean and sanitary condition, the shared or public areas of the structure and exterior property.*

Section 505 Water System

505.1 General. Every sink, lavatory, bathtub or shower, drinking fountain, water closet, or other plumbing fixture shall be properly connected to either a public water system or to an approved private water system. All kitchen sinks, lavatories, laundry facilities, bathtubs and showers shall be supplied with hot or tempered and cold running water in accordance with the International Plumbing Code (and/or Uniform Plumbing Code).


Section 602- Heating Facilities

602.2 Residential Occupancies. Dwellings shall be provided with heating facilities capable of maintaining a room temperature of 68 degrees F (20 degrees C) in all habitable rooms, bathrooms and toilet rooms based on the winter outdoor design temperature for the locality indicated in Appendix D of the International Plumbing Code. Cooking appliances shall not be used to provide space heating to meet the requirements of this section.

Section 604- Electrical Facilities

604.2- Service. The size and usage of appliances and equipment shall serve as a basis for determining the need for additional facilities in accordance with NFPA 70. Dwelling units shall be served by a three-wire, 120/240 volt, single-phase electrical service having a rating of not less than 60 amperes.

Nick Sullivan, Building inspector



City of Carlsbad
March 7, 2023



























DALE JANWAY
MAYOR

Post Office Box 1569
Carlsbad, NM 88221-1569
(575) 887-1191
1-800-658-2713
www.cityofcarlsbadnm.com

JOHN N. LOWE
CITY ADMINISTRATOR

March 22, 2023

Veronica Hernandez
PO Box 193
Carlsbad, NM 88221-0193

RE: Dangerous Premises at the property known as 2807 San Jose Blvd., Carlsbad, NM

Dear Ms. Hernandez:

According to the records of the Eddy County Assessor's Office, you are the owner or have an interest in the property commonly known as **2807 San Jose Boulevard, Carlsbad, NM**. The property has been inspected by the City Code Enforcement Office, the Building Inspector and the Fire Marshal. They have found the property to be in violation of a number of health, safety, and building laws.

Because of the condition of the property, a Resolution has been prepared requiring the removal of the structure and cleaning of the property. The Carlsbad City Council will consider passing that Resolution at its meeting on **Tuesday, March 28, 2023 at 6:00 PM**. That meeting will be held in the Council Chambers in the Janell Whitlock Municipal Complex at 114 S. Halagueno St., Carlsbad, NM. You are encouraged to come to the meeting and speak with Council about the property. A draft of the Resolution is included with this letter.

If the Council adopts the Resolution, you must begin removing the structure, ruins, rubbish, wreckage, debris, and weeds from the property within ten days and complete the work within thirty days. The property must be left in a clean, level, and safe condition, suitable for further occupancy or construction and with all excavations filled. If the work is not done, the City may do the work itself or hire someone to do the work. All reasonable costs to the City for such work will become a lien against the property. The City may then foreclose the lien as allowed by law.

If you have any questions regarding this matter, please contact me at (575) 887-1191, or at the Municipal Building, 101 N. Halagueno, Carlsbad, NM 88220.

Sincerely,

Denise Madrid Boyea
City Attorney

Enclosure

COUNCILORS

Ward 1
EDDIE T. RODRIGUEZ
LISA A. ANAYA FLORES

Ward 2
JEFF FORREST
J J CHAVEZ

Ward 3
KARLA NIEMEIER
JUDI WATERS

Ward 4
MARK WALTERSCHEID
WESLEY A. CARTER

Committee Reports

Adjourn