



# SPRINKLES

number 4

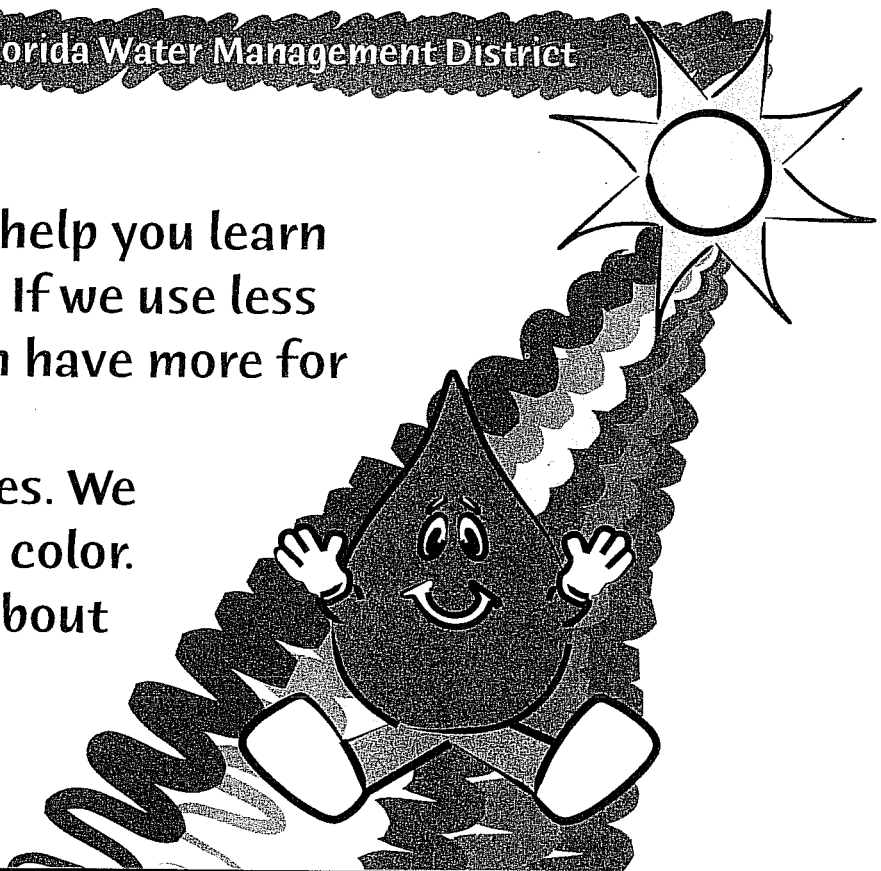
Southwest Florida Water Management District

Hi!

I am Ripply. I will help you learn about saving water. If we use less water today, we can have more for tomorrow.

We will read stories. We will play games and color. Everything will be about using less water.


Let's begin saving water now!



## Water Wows!

Some families use as much water outdoors as they do indoors. That is a lot of water!

WOW!




Southwest Florida  
Water Management District



WaterMatters.org • 1-800-423-1476








# A Saving Water Rebus



Why should we save  ? It is because it's the smart thing to do. More  move to our area every year.






need water.



need

water.  need water. In fact,

every living thing needs  . We use


 indoors and outdoors for all kinds of activities. Let's be smart about how we use the  in our area. We want to have enough  for everyone!

The End




# Ripply's Moods

Ripply can quickly change his mood.  
When people save water, Ripply becomes very happy.  
When people waste water, Ripply becomes very sad.  
Color each picture of Ripply to show  
how he feels about the following activities.




## Activity #1

When the sidewalks in front of our house become dirty, we use a hose to clean them off. It is much faster than using a broom.



## Activity #2

Everyone in our family takes short showers instead of baths. We even turn the water off while we soap up!




## Activity #3

We run only full loads of clothing in our washing machine. We run only a full dishwasher, too.

Toss a


# Coin for Water




1 Point

3 Points

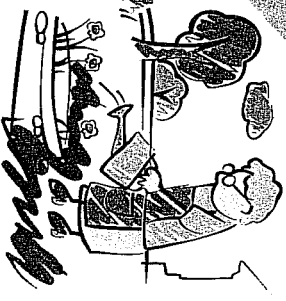

5 Points





### How to play:

1. Pass out enough pennies so that each player has five pennies.
2. Players will take turns tossing coins onto the game board and saying something important about water.
3. Each person should say something about water **BEFORE** tossing a penny.
4. Points are scored when your penny lands in one of the three marked areas.
5. Keep taking turns until all the coins have been tossed.
6. The player who has the most points is the **WINNER!**






# Saving Water Indoors and Outdoors


There are many ways to save water indoors and outdoors. Read each water-saving activity below. Then decide where water is being saved. Color the correct water droplet or droplets for each activity.




Our garden hose always has a nozzle on it.



We place litter in a trash can rather than in the toilet.



We turn the water off while brushing our teeth.




We choose plants for our garden that don't need a lot of water.

Now make up two water-saving activities of your own. Ask a classmate to tell whether water is being saved indoors or outdoors, or maybe even both places!




# Water Watcher Activity

Here is your chance to show Ripply how much you care about water. Make a Ripply bookmark. It's fun!




## Materials:


- paper
- scissors
- crayons
- pen or pencil
- glue



## Directions:

1. Cut out a long rectangle.  
This will be the bottom part of your bookmark.
2. Cut out a water droplet like the one in the picture above.
3. Glue the water droplet onto the rectangle.
4. Write a message about water on the rectangle.
5. Color the bookmark.
6. Now you are ready to find a book about water and read it!






# Water Maze



These children want to tell Ripply how much they have learned about saving water. Help these children find Ripply in the water droplet maze.



Describe two things you have learned about water.



1. I learned that

---

---

---

---


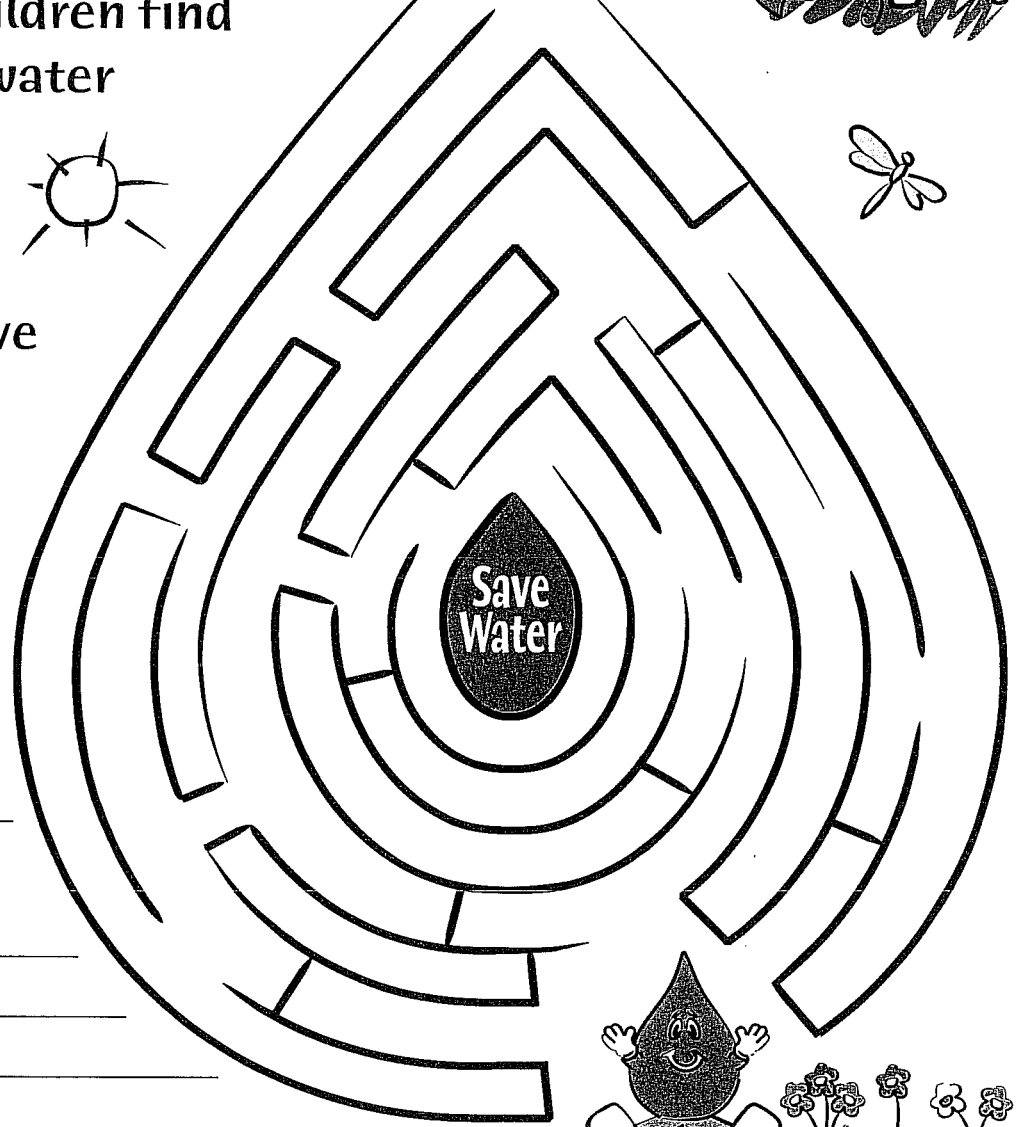
2. I learned that

---

---

---

---



Southwest Florida  
Water Management District



WaterMatters.org • 1-800-423-1476

The District does not discriminate upon the basis of any individual's disability status. Anyone requiring reasonable accommodation under the ADA should contact the Communications Department at (352) 796-7211 or 1-800-423-1476 (Florida only), extension 4757; TDD only 1-800-231-6103 (Florida only).

VISAY0006(7/03)



Printed On  
Recycled Paper