

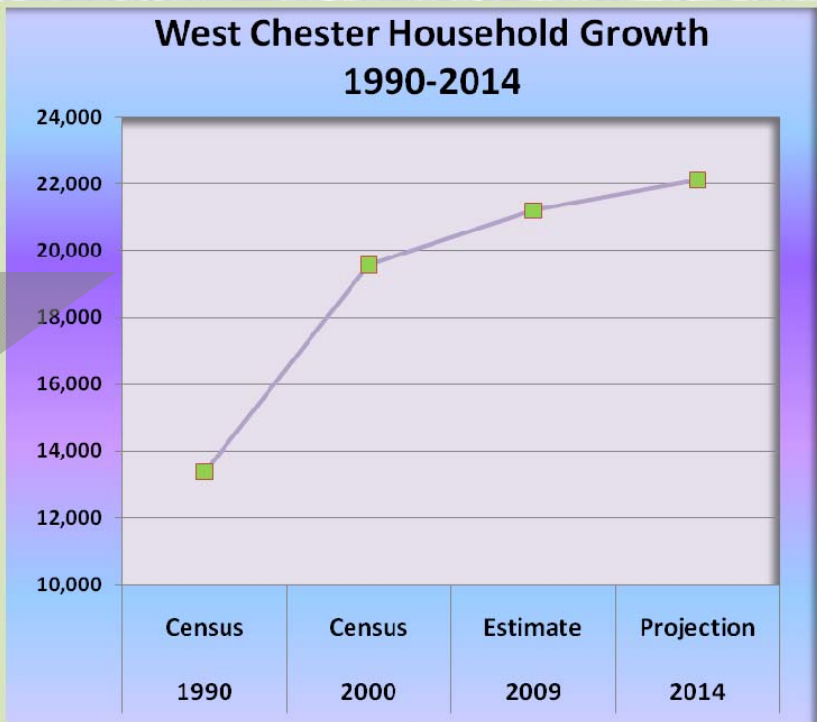


West Chester Township Demographics

Housing & Income

	1990 Census	2000 Census	2009 Estimate	2014 Projection
# of Households	13,381	19,583	21,210	22,118

<i>Household Growth</i>	
2009-2014	4.3%
2000-2009	8.3%
1990-2000	46.0%



2009
 Family Households.....16,519 (77.9%)
 Non-Family Households.....4,691 (22.1%)

West Chester Township Home Values 2009	
Average Home Value	\$199,195
Median Home Value	\$184,000
Maximum Home Value	\$698,500


**31% of
Households
Are Married
Couples With
No Children**

**Average
Household
Size**

2.74

Housing Construction
(Housing Units By Year Structure Built)

1999-2009	3,383	15.1%
1995-1998	2,663	11.9%
1990-1994	3,920	17.5%
1980-1989	5,766	25.8%
1970-1979	4,130	18.5%
1960-1969	1,557	6.9%
1950-1959	554	2.5%
1940-1949	130	0.6%
1939 to earlier	230	1.0%



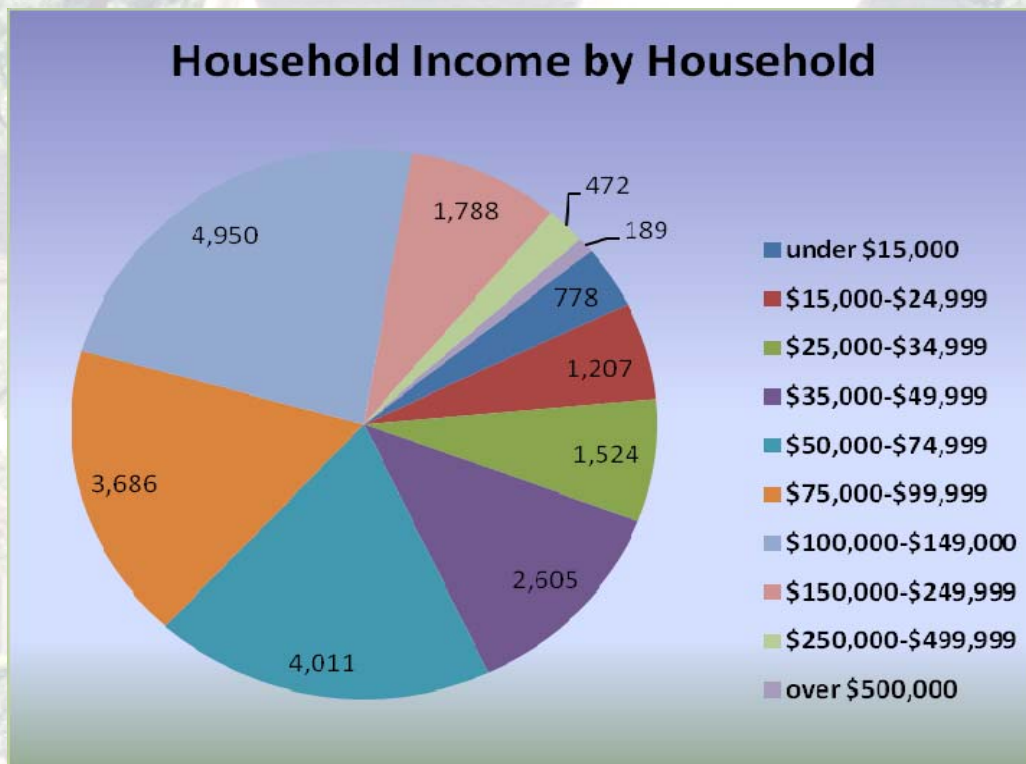
2009

Median Household Income.....\$78,258

Average Household Income.....\$93,546

Household Income By Household

	2000 Census	2009 Estimates	2014 Projections
under \$15,000	742	778	671
\$15,000-\$24,999	1,228	1,207	972
\$25,000-\$34,999	1,556	1,524	1,308
\$35,000-\$49,999	2,621	2,605	2,169
\$50,000-\$74,999	4,249	4,011	3,618
\$75,000-\$99,999	3,730	3,686	3,371
\$100,000-\$149,000	3,872	4,950	5,016
\$150,000-\$249,999	1,168	1,788	2,454
\$250,000-\$499,999	315	472	593
over \$500,000	111	189	265



Sources: U.S. Census Bureau (1990/2000); Claritas (2009); Homebuilders Association of Greater Cincinnati (2009)