

North Olmsted Building Department

Dale A. Mitchell, Building Commissioner

2010

Annual Report



Saab



Subaru



First Merit



United Transportation
Credit Union



LaQuinta

INDEX

Synopsis	Page 1
Community Endeavors	Page 2
Permits	Page 3
Contractor Registration	Page 4
Fees	Page 5
Valuations	Page 6
Property Maintenance Inspections	Page 7
Total Inspections - Commercial	Page 8
Total Inspections - Residential	Page 9
Total Inspections by Section	Page 10
Street Projects	Page 11

2010 SYNOPSIS

PERMITS

Total Revenue	\$146,952
Number of Permits	1,694

CONTRACTOR REGISTRATION

Total Revenue	\$95,250
Number of Registrations	917

FEES

(not including Apartment
and 1-2-3 Family Rental
Licenses)

Total Revenue	\$50,100
Number of Other Fees	404

VALUATIONS

Total Valuations	\$15,650,821
Number of Building Permits	1,103

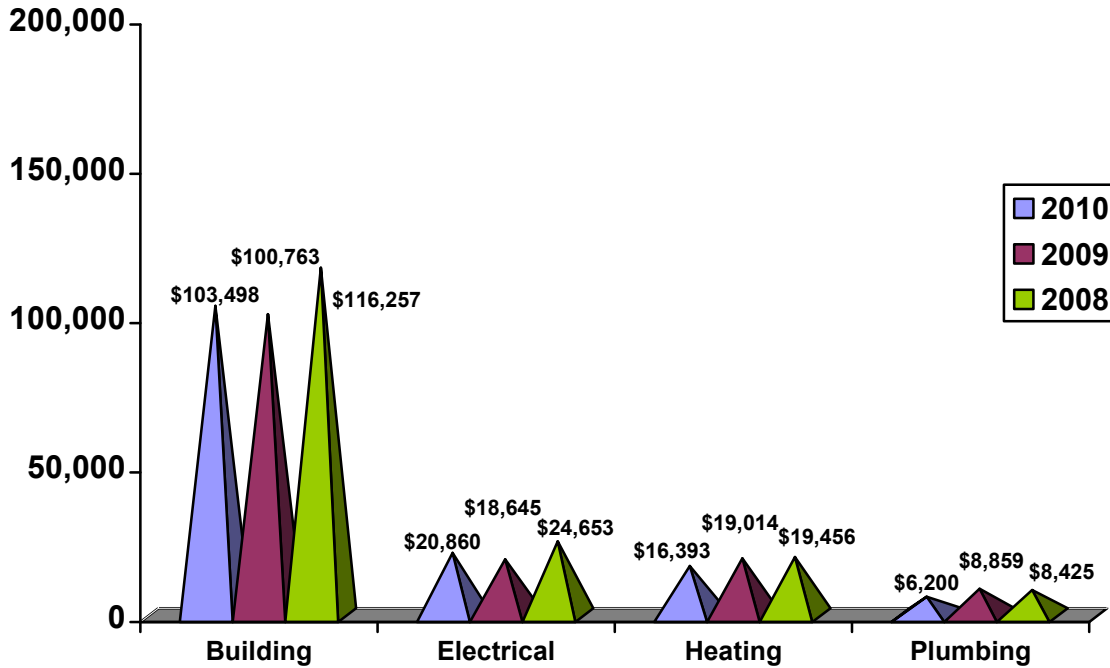
INSPECTIONS

Commercial	2,826
Residential	6,307

2010 COMMUNITY ENDEAVORS

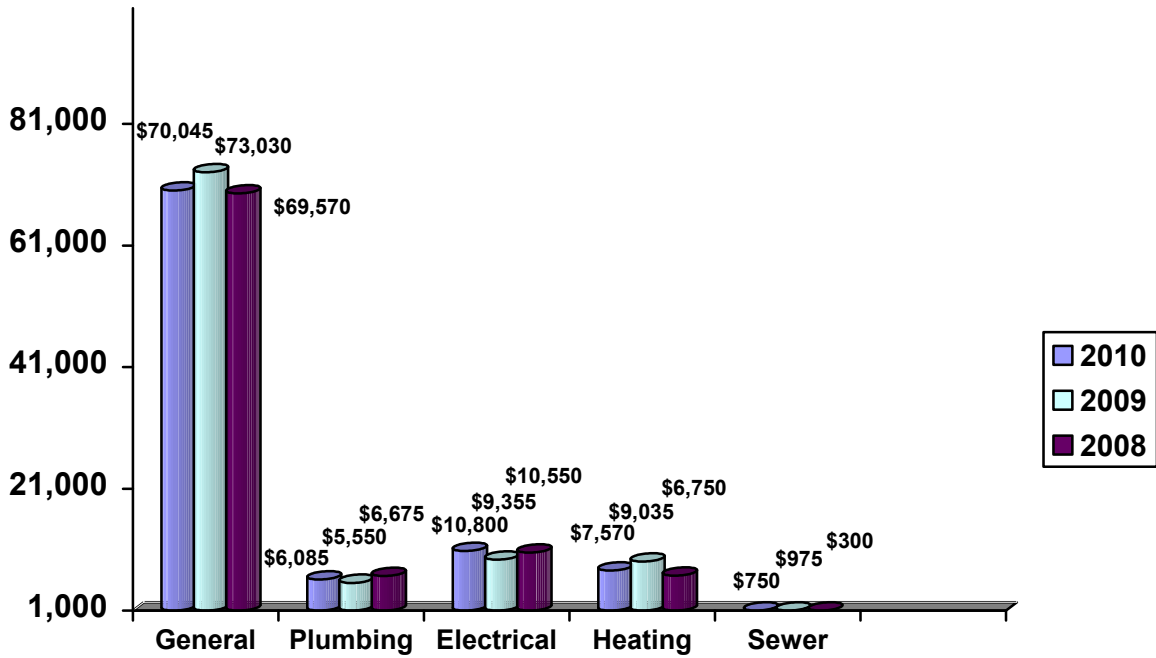
	<u>2010</u>	<u>2009</u>
<u>H.E.L.P. LOANS (Home Enhancement Loan Program)</u>		
Total Loans	3	12
Value of Loans	\$31,500	\$207,700
No. of Inspections	23	28
 <u>APARTMENT LICENSING</u>		
Number of Apartments	22	22
Inspections	57	72
Income from Fees	\$36,645	\$33,795
 <u>1-2-3 FAMILY LICENSING</u>		
Number of 1-2-3 Family Structures	360	272
Income from Fees	\$10,755	\$8,295

2010 PERMITS



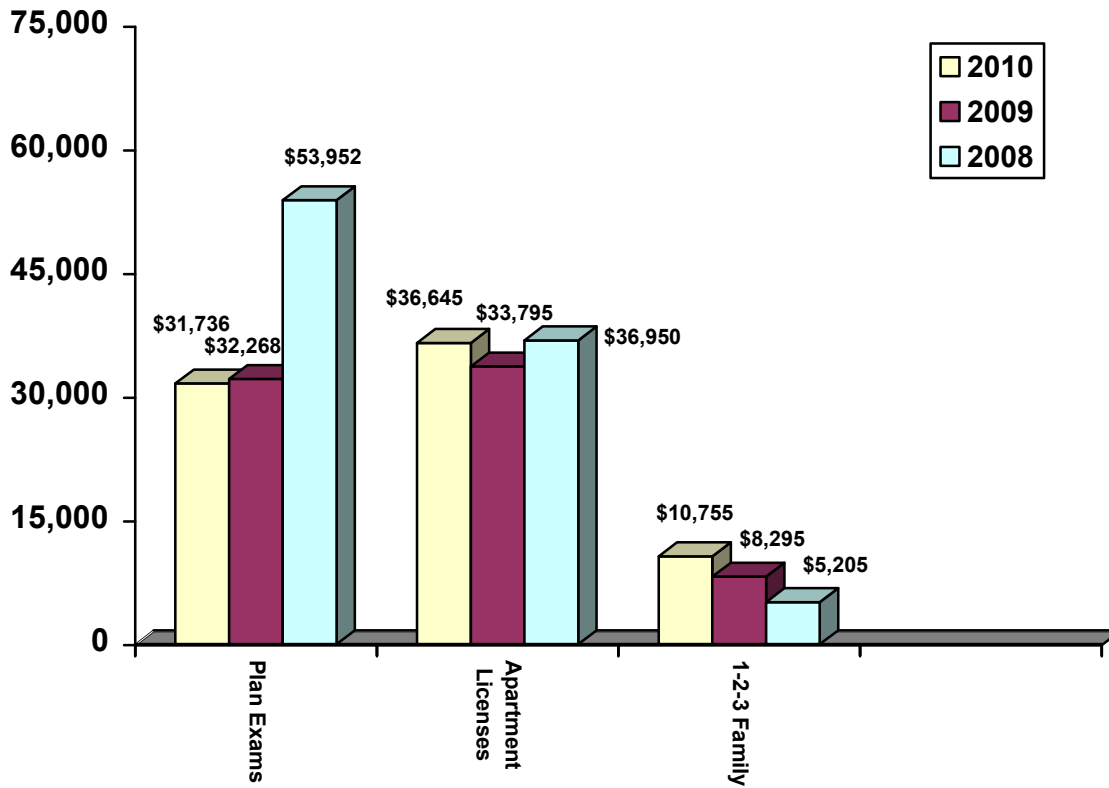
	Number of Permits			Fees Collected		
	2010	2009	2008	2010	2009	2008
Building	1,103	1,142	1,203	\$ 103,498	\$ 100,763	\$ 116,257
Electrical	258	226	279	\$ 20,860	\$ 18,645	\$ 24,653
Heating	194	212	197	\$ 16,394	\$ 19,014	\$ 19,456
Plumbing	139	141	167	\$ 6,200	\$ 8,859	\$ 8,425
TOTALS	1,694	1,721	1,846	\$ 146,952	\$ 147,282	\$ 168,791

2010 CONTRACTOR REGISTRATION



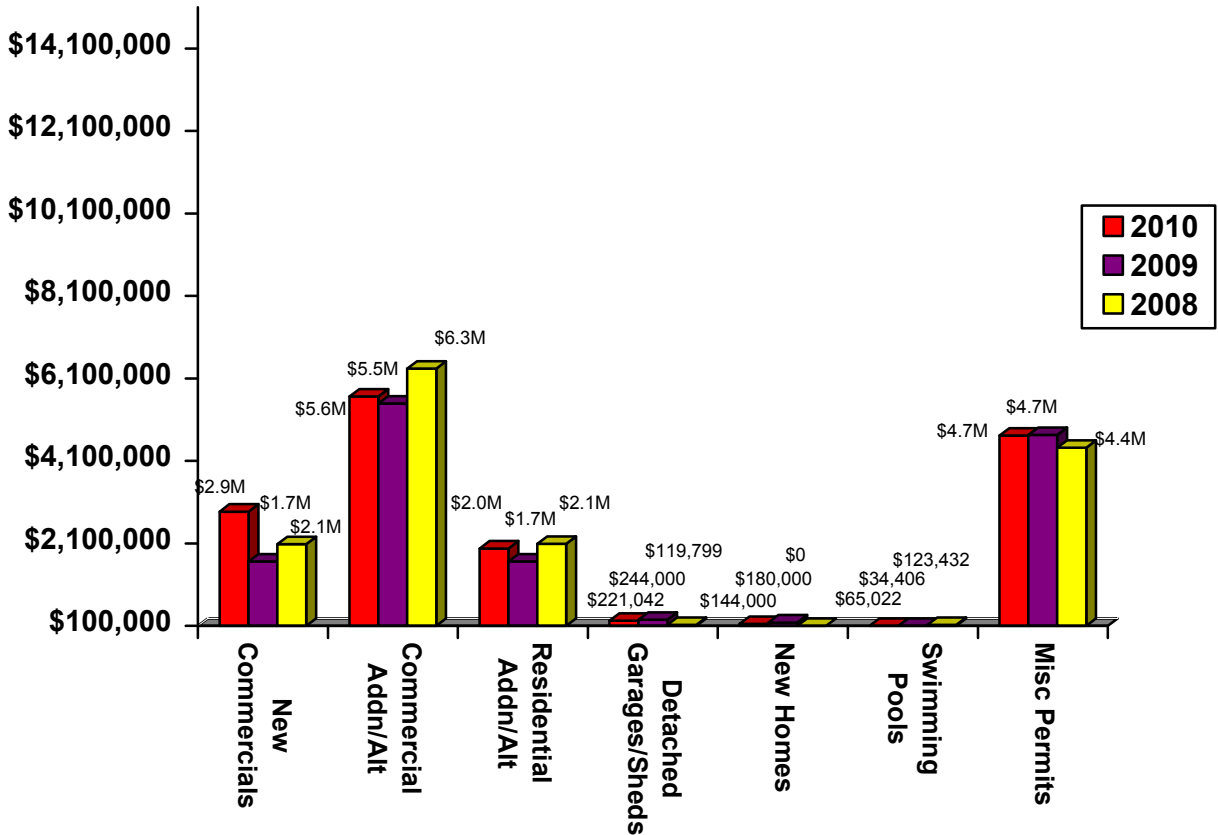
	Number of Registrations			Fees Collected		
	2010	2009	2008	2010	2009	2008
General	597	628	627	\$ 70,045	\$ 73,030	\$ 69,570
Plumbing	79	80	92	\$ 6,085	\$ 5,550	\$ 6,675
Electrical	131	120	136	\$ 10,800	\$ 9,355	\$ 10,550
Heating	103	123	102	\$ 7,570	\$ 9,035	\$ 6,750
Sewer	7	9	4	\$ 750	\$ 975	\$ 300
TOTALS	917	960	961	\$ 95,250	\$ 97,945	\$ 93,845

2010 FEES



	Number of Items			Fees Collected		
	2010	2009	2008	2010	2009	2008
Plan Exams	111	137	176	\$ 31,736	\$ 32,268	\$ 53,952
Apartment Licenses	22	22	33	\$ 36,645	\$ 33,795	\$ 36,950
1-2-3 Family Rentals	360	272	144	\$ 10,755	\$ 8,295	\$ 5,205
TOTALS	493	431	353	\$ 79,136	\$ 74,358	\$ 96,107

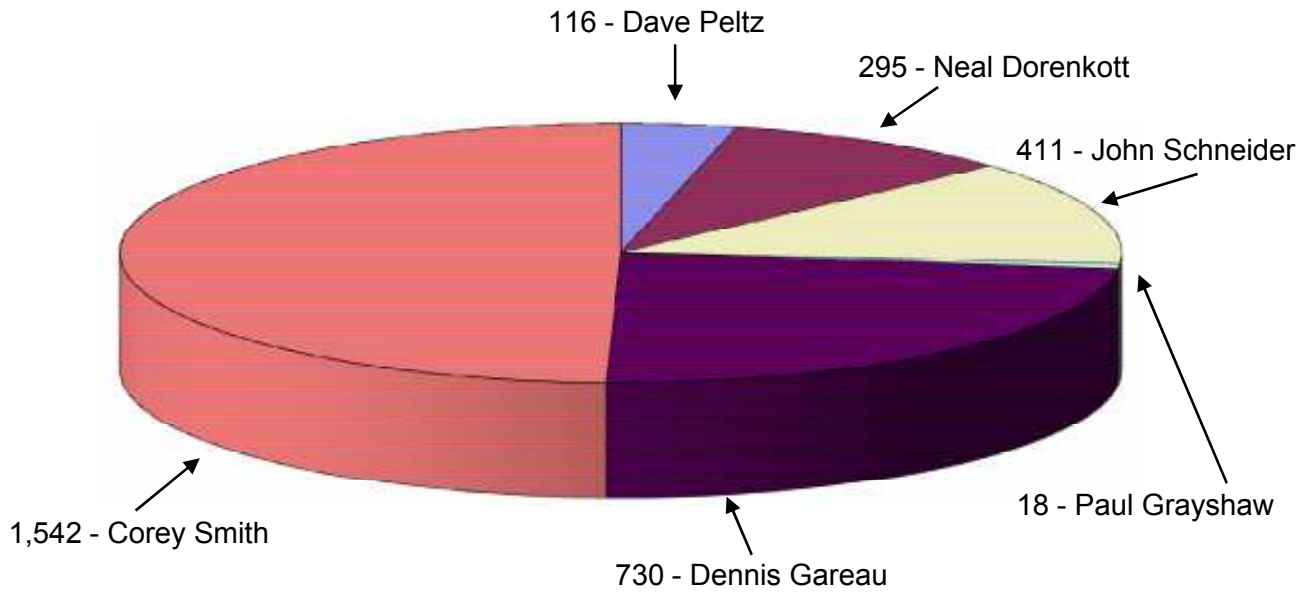
2010 VALUATIONS



All numbers shown are in the millions, unless noted.

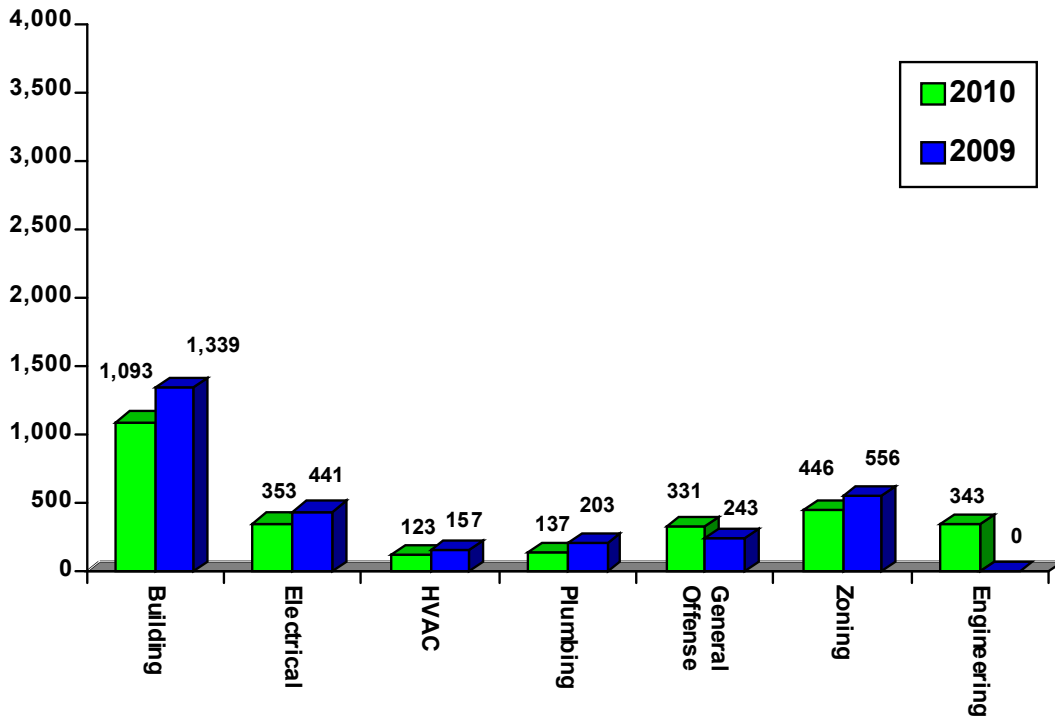
	Number of Permits			Total Valuation		
	2010	2009	2008	2010	2009	2008
New Commercials	2	2	4	\$ 2,869,000	\$ 1,595,000	\$ 2,080,000
Commercial Additions/ Alterations	83	92	101	\$ 5,661,578	\$ 5,489,905	\$ 6,336,008
Residential Additions/ Alterations	177	188	221	\$ 1,975,581	\$ 1,657,956	\$ 2,088,533
Detached Garages/ Sheds	48	48	41	\$ 221,042	\$ 244,400	\$ 119,799
New Homes	2	1	0	\$ 144,000	\$ 180,000	\$ 0
Swimming Pools	15	14	22	\$ 65,022	\$ 34,406	\$ 123,432
Misc. Permits (i.e. Fences, Signs, Demos, Commercial/ Residential Paving, Siding, Roofing)	776	797	817	\$ 4,714,598	\$ 4,731,458	\$ 4,419,793
TOTALS	1,103	1,142	1,206	\$15,650,821	\$13,933,125	\$15,167,565

PROPERTY MAINTENANCE INSPECTIONS



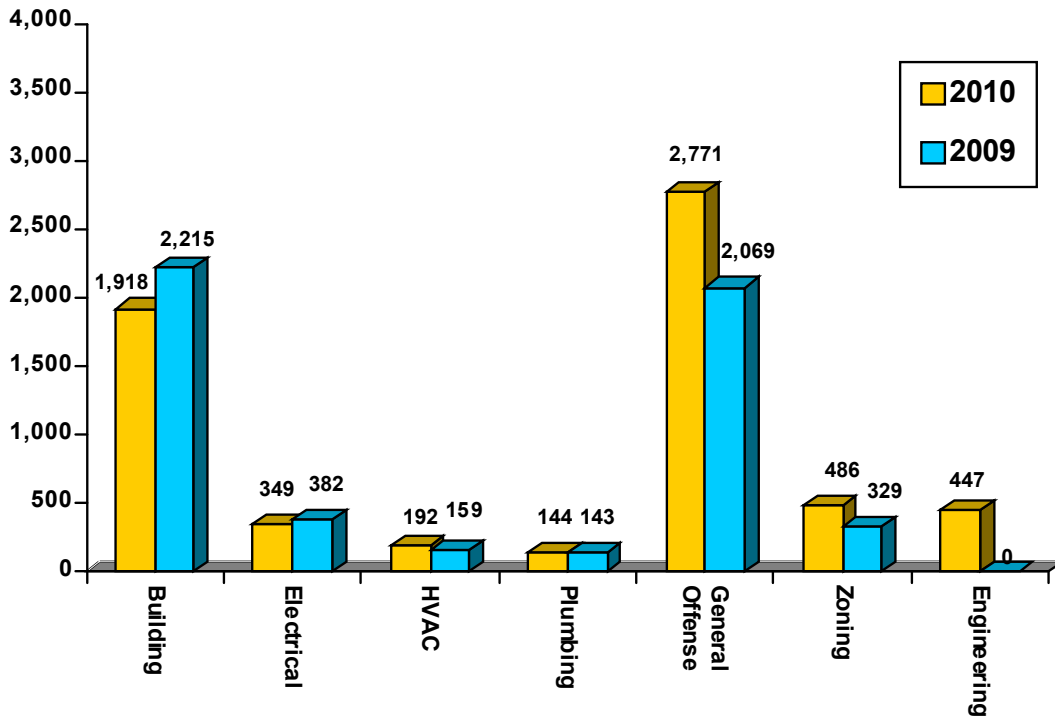
Inspection Activity	Inspector Name					
	Dave Peltz	Neal Dorenkott	John Schneider	Paul Grayshaw	Dennis Gareau	Corey Smith
Complaint	25	59	175	4	45	53
Warning	55	85	30	6	191	378
Violation	31	115	114	4	129	404
Foreclosure	0	0	0	0	211	431
Bank Owned	0	0	0	0	12	35
Vacant	0	0	0	1	45	183
High Grass	0	1	17	1	46	36
Law	2	30	54	0	24	0
Court	0	4	0	0	2	0
Tickets	3	1	21	2	25	22
Total Property Maintenance Inspections	116	295	411	18	730	1,542

2010 TOTAL INSPECTIONS - COMMERCIAL



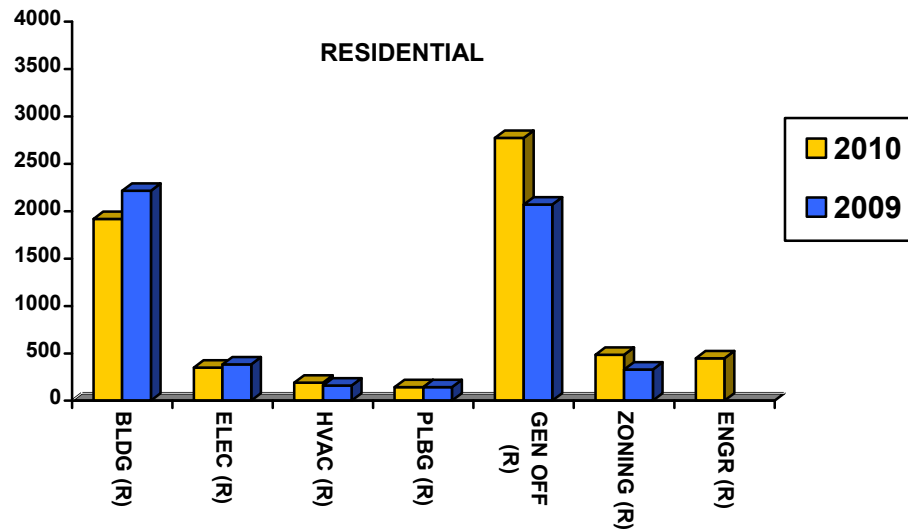
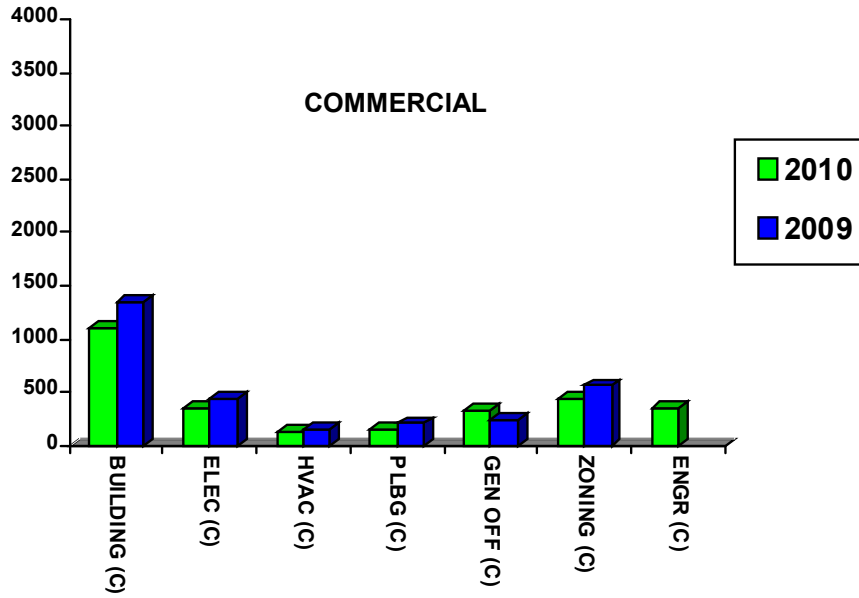
	TOTAL INSPECTIONS	
	2010	2009
Building	1,093	1,339
Electrical	353	441
HVAC	123	157
Plumbing	137	203
General Offense	331	243
Zoning	446	556
Engineering	343	0
TOTALS	2,826	2,939

2010 TOTAL INSPECTIONS - RESIDENTIAL



	TOTAL INSPECTIONS	
	2010	2009
Building	1,918	2,215
Electrical	349	382
HVAC	192	159
Plumbing	144	143
General Offense	2,771	2,069
Zoning	486	329
Engineering	447	0
TOTALS	6,307	5,297

2010 TOTAL INSPECTIONS BY SECTION



	TOTAL INSPECTIONS	
	2010	2009
BUILDING (C)	1,093	1,339
BUILDING (R)	1,918	2,215
ELECTRICAL (C)	353	441
ELECTRICAL (R)	349	382
HVAC (C)	123	157
HVAC (R)	192	159
PLUMBING (C)	137	203
PLUMBING (R)	144	143
GEN. OFFEN. (C)	331	243
GEN. OFFEN. (R)	2,771	2,069
ZONING (C)	446	556
ZONING (R)	486	329
ENGINEERING (C)	343	0
ENGINEERING (R)	447	0
TOTALS	9,133	8,236

2010 STREET OVERLAY PROJECT

Street	Ward	Number of Residences Inspected	Violations
Arlington Lane	4	35	4
Beaumont Drive	2	58	7
David Drive	4	15	2
Laurell Lane	1	46	5
Lisa Lane	1	11	1
Marquette Blvd.	1	61	12
Mary Kay Circle	1	14	5
Midvale Avenue	3	14	0
Vernon Drive	4	8	0
Cypress Drive	3	31	0
Fitch Road	4	48	12
Maplehurst Rd.	3	32	4
Mildred Avenue	2	17	6
Westlawn Drive	3	2	0
Butternut Ridge Road	4	16	2
TOTAL		408	60

2010 STREET REVIEW

Street	Ward	Number of Residences Inspected	Violations
Decker	4	113	7
Porter	4	131	22
TOTAL		244	29