

LET'S TALK BUDGET

December 19, 2018

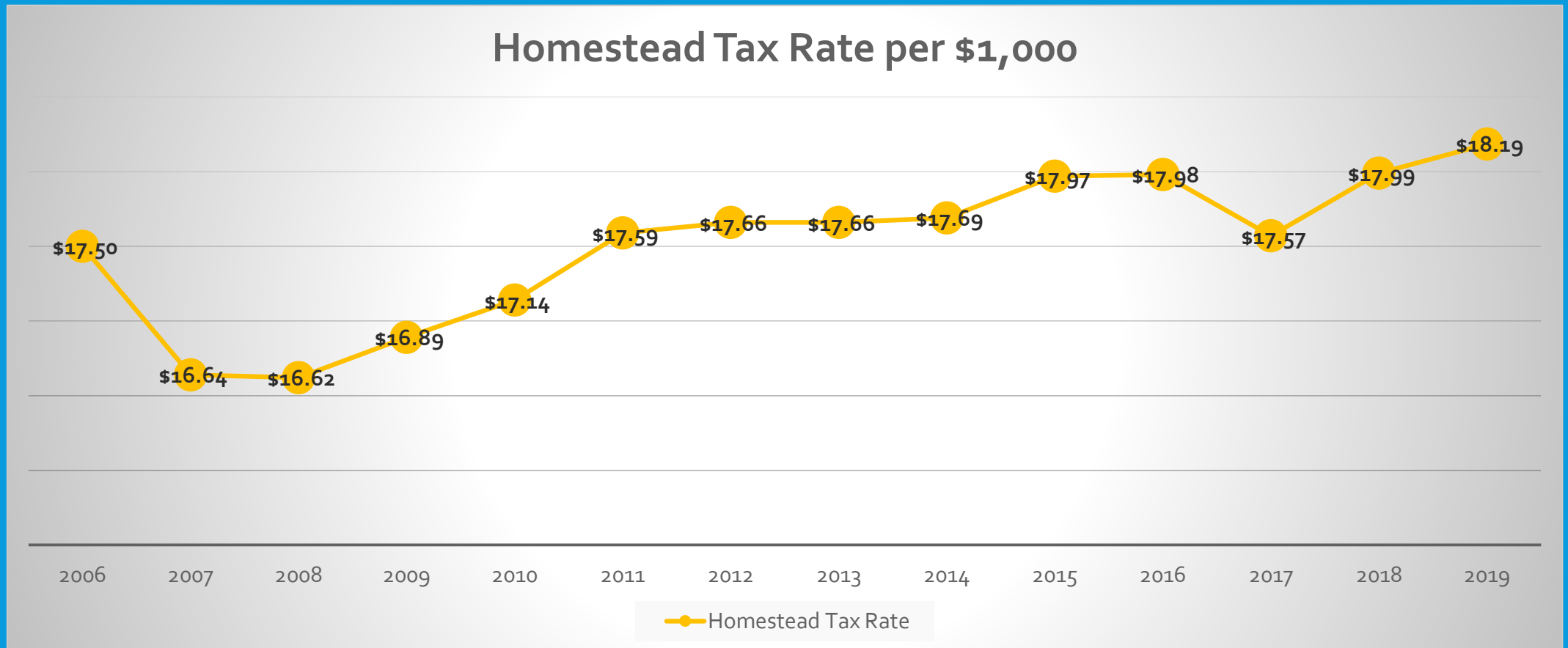
6:30pm – 7:30pm

Doris Jones Family Resource Center

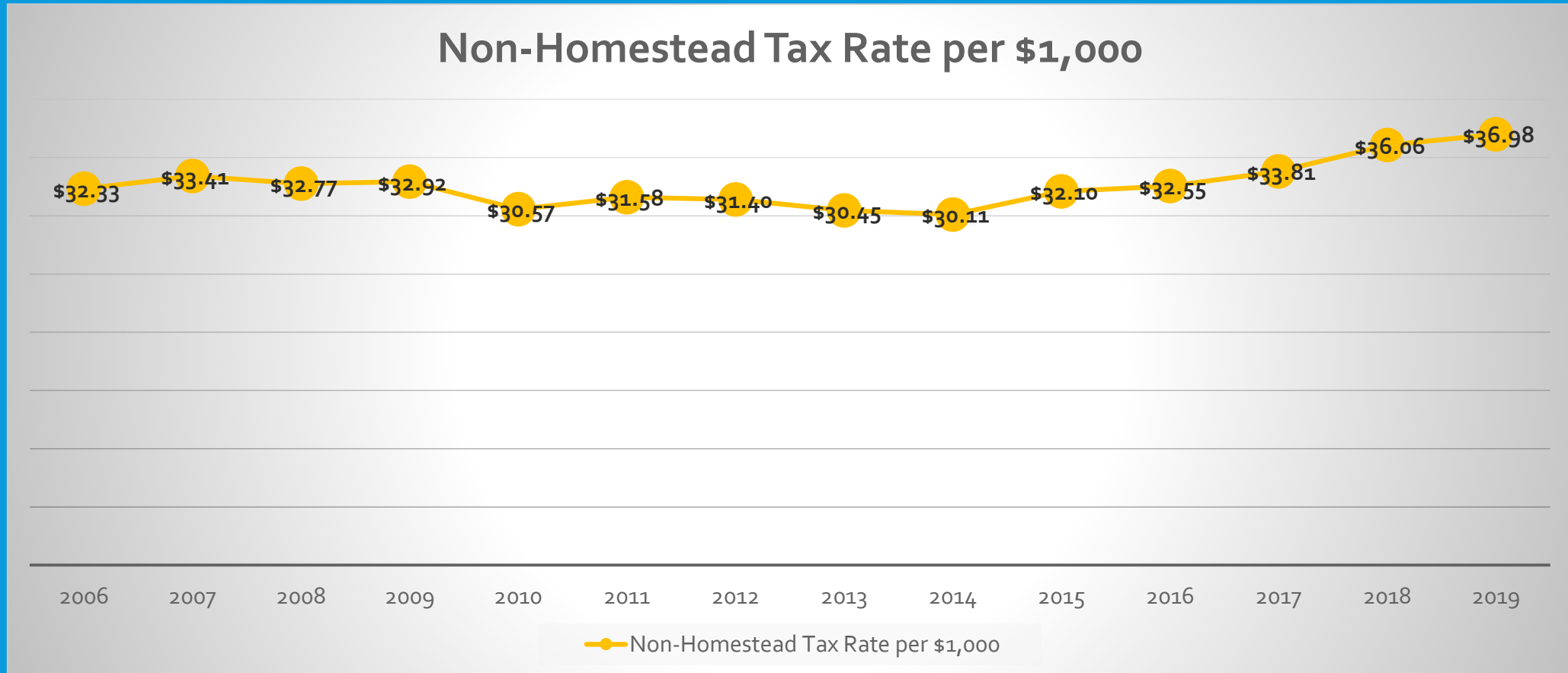
TOPICS TO DISCUSS

- Historical Look at Property Tax Rates
 - Homestead
 - Non-Homestead
 - Tax Levy
- 2019 Budget Information
- Questions and/or Comments

HOMESTEAD TAX RATES – 2006 - 2019



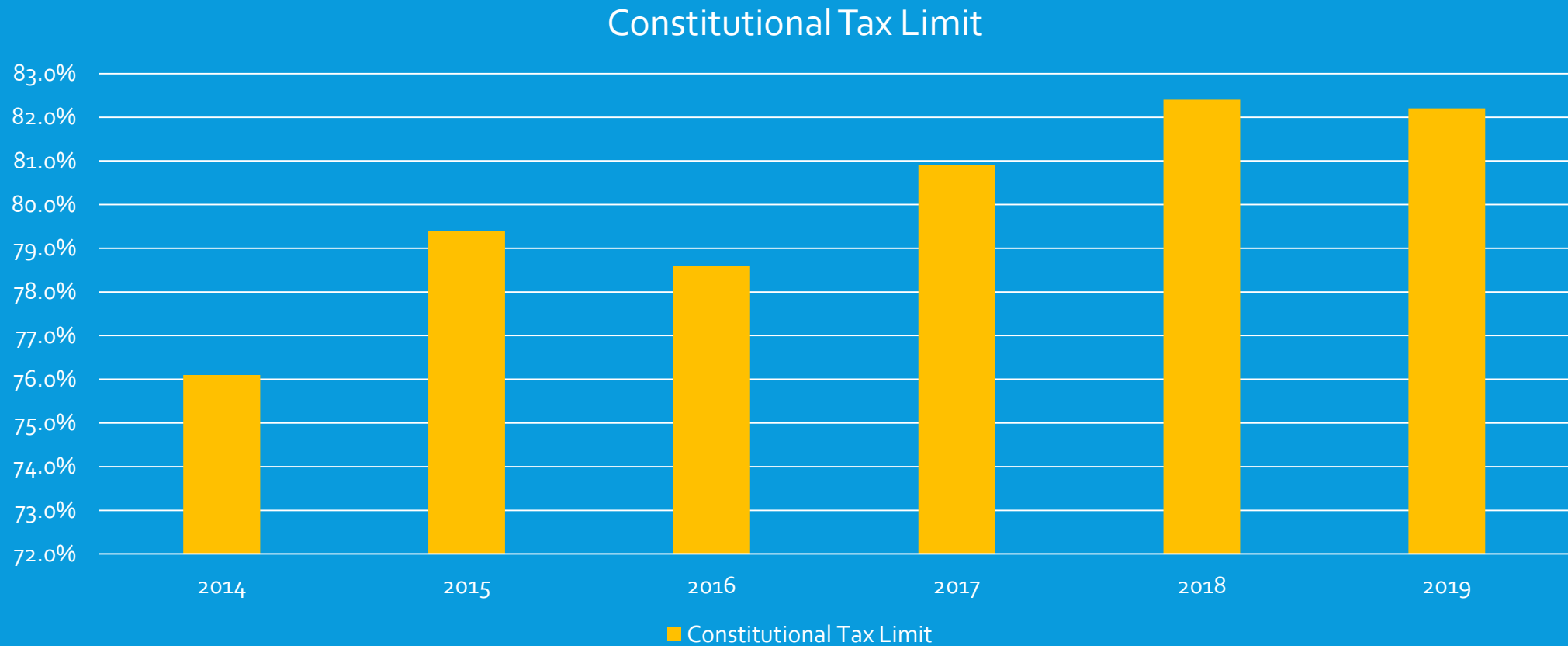
NON-HOMESTEAD TAX RATES – 2006 -2019



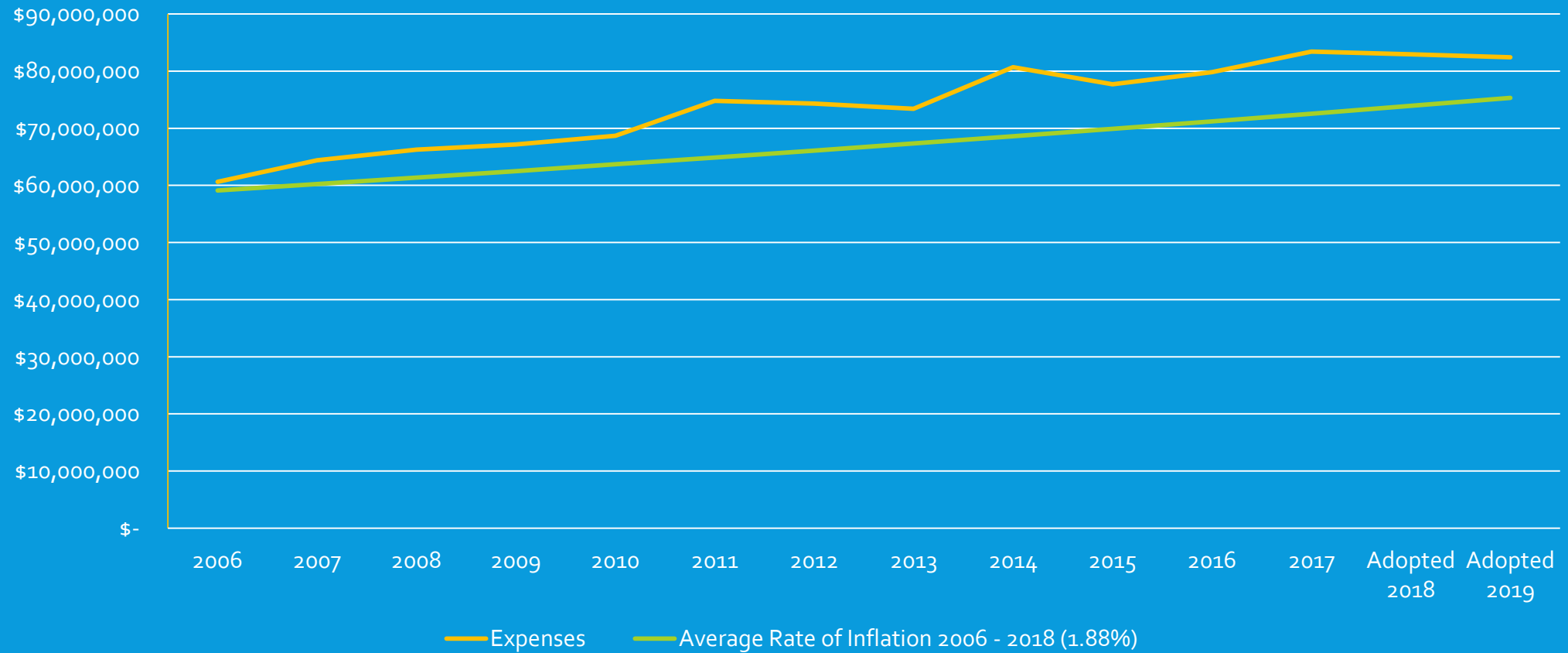
PROPERTY TAX LEVY – 2006 - 2019



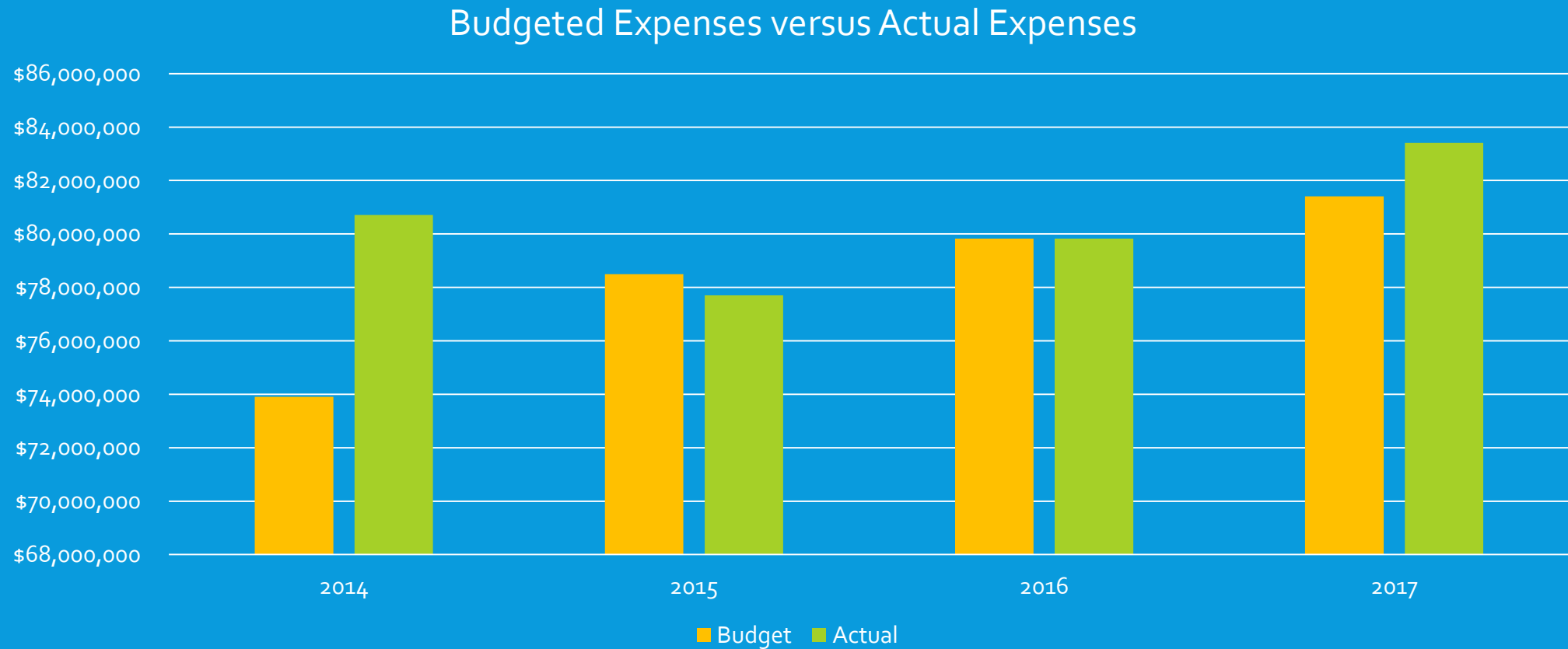
2019 BUDGET – TAX LEVY



GENERAL FUND SPENDING – 2006 - 2019



GENERAL FUND – BUDGET TO ACTUAL



2019 BUDGET

	Budgetary Funds	Total Revenues Without Transfers	Total Expenses *	Net Income/(Loss) Before Transfers	Net Transfer In/(Out) Between Funds **
A	General Fund	\$ 77,761,039	\$ (83,350,131)	\$ (5,589,092)	\$ 5,589,092
AT	Train Station	232,145	(425,692)	(193,547)	193,547
PO	Parking Operations	2,462,710	(566,028)	1,896,682	(1,896,682)
GC	Golf Course	628,680	(576,474)	52,206	(52,206)
T	Tourism	3,000,000	(2,803,768)	196,232	(196,232)
L	Library	-	(1,804,996)	(1,804,996)	1,804,996
V	Debt Service	951,343	(5,905,903)	(4,954,560)	4,954,560
	Grand Total	\$ 85,035,917	\$ (95,432,992)	\$ (10,397,075)	\$ 10,397,075

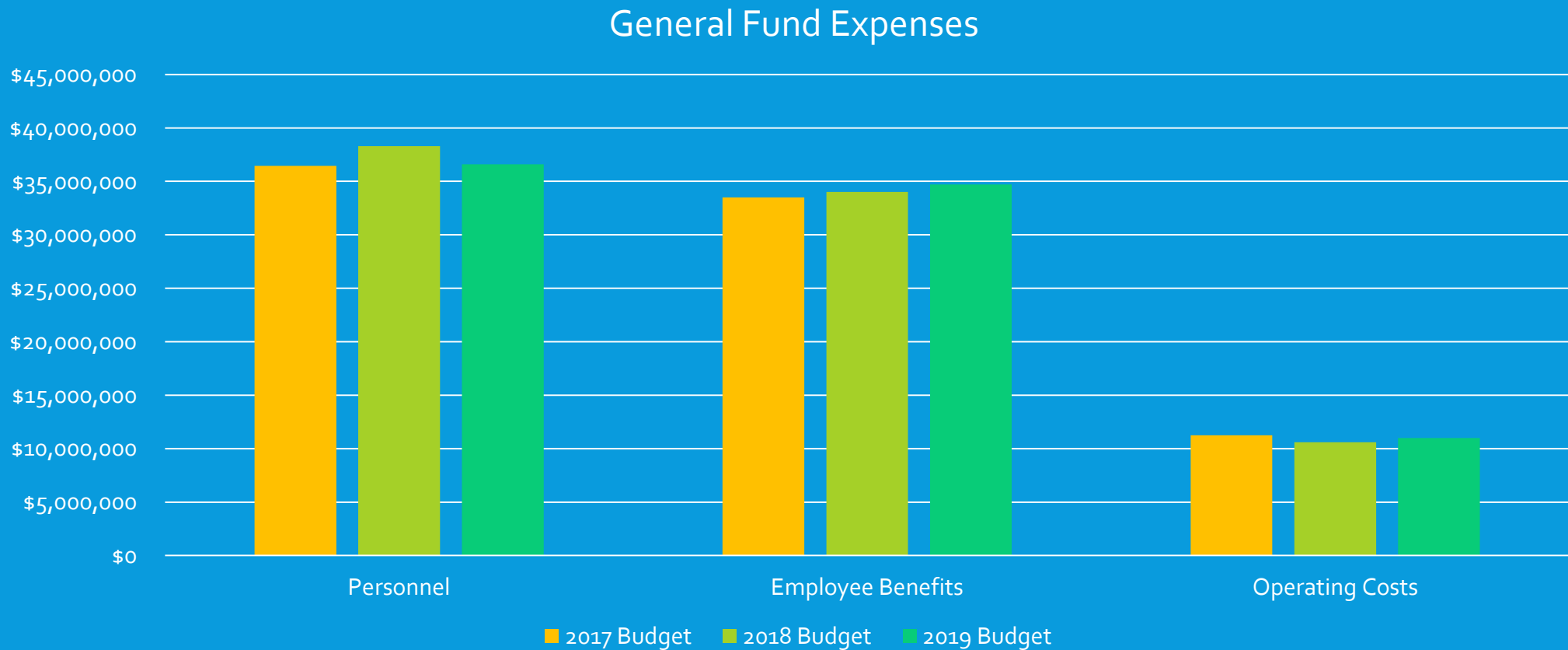
2019 BUDGET - REVENUE

- Total revenue included in General Fund - \$77.7 million:
 - Property Taxes - \$30.3 million (39%)
 - State Aid - \$19.1 million (25%)
 - Sales Tax - \$18.9 million (24%)
 - PILOT's - \$5.0 million (6%)
 - Other Fees / Contractual Agreements - \$4.4 million (6%)
- In addition to \$77.7 million, there is \$13.5 million in transfers in from other funds
 - \$10.4 million in Tribal Revenue
 - \$1.9 million in Parking Operations

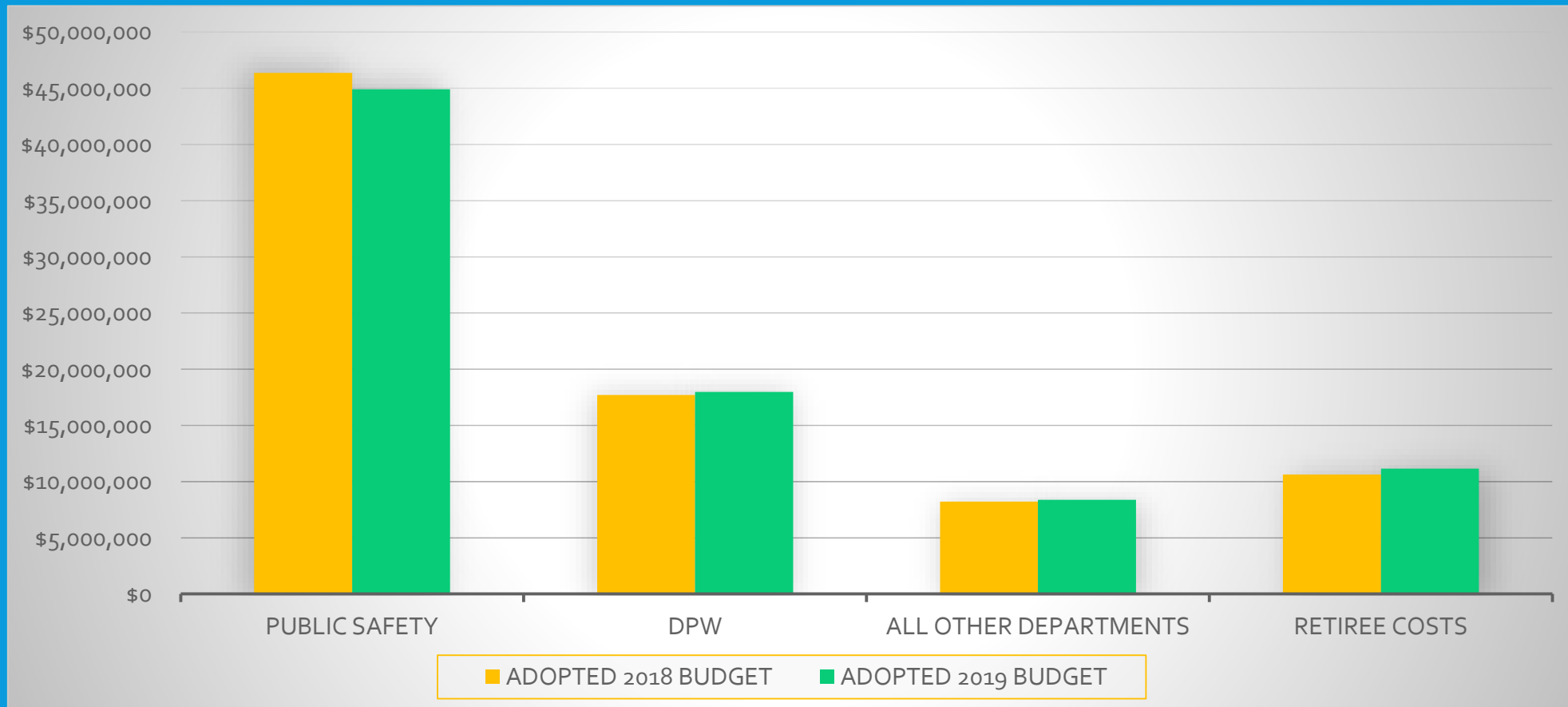
2019 BUDGET - EXPENSES

- General Fund:
 - Total expenses of \$82.3 million in budget.
 - \$36.6 million is personnel costs (44.5%)
 - \$34.7 million is employee benefit costs (42.2%)
 - \$11.0 million is operating costs (13.3%)
 - Additional \$8.9 million of other costs related to transfers to other funds:
 - debt service - \$5.9 million
 - library - \$1.8 million
 - risk retention - \$650k
 - train station - \$194k

GENERAL FUND BUDGET - EXPENSES



2018 & 2019 BUDGET - EXPENSES



2019 BUDGET – PERSONNEL COSTS

- Included in \$36.6 million of personnel costs:
 - \$25.9 million (70.8%) is public safety (Police & Fire)
 - \$14.6 million is Police and \$11.3 million is Fire
 - \$6.3 million (17.2%) is DPW
 - \$4.4 million (12%) is all other departments
- \$2.5 million in overtime costs included in budget
 - \$1.6 million (64%) is Police
 - \$648k (26%) is Fire
 - \$221k (9%) is DPW
 - \$41k (1%) is all other departments

2019 BUDGET – EMPLOYEE BENEFIT COSTS

- Included in \$34.7 million of employee benefits cost:
 - \$19.4 million in medical & dental insurance costs (55.9%)
 - \$10.0 million represents amounts paid for retirees
 - \$9.5 million in retirement/pension costs (27.4%)
 - Police & Fire retirement is \$7.5 million
 - NYS ERS retirement is \$2 million
 - \$5.8 million in FICA, workers compensation, unemployment, and life insurance costs (16.7%)

2019 BUDGET – OPERATING COSTS

- Included in \$11.0 million of operating costs:
 - \$3.6 million in garbage collection
 - \$1.4 million in utilities & insurances (light/power, water/sewer, natural gas, and property/liability insurance)
 - \$1.3 million in street lighting
 - \$311k in animal control (total cost of \$83,520 in 2012)
 - \$283k in consultants

2019 BUDGET

- Largest increases in 2019 General Fund budget:
 - Medical Insurance – Approximately \$850,000
 - Risk Retention Transfer - \$350,000
 - Community Development Transfer - \$272,989
 - Fire Hydrant Maintenance - \$210,000
 - Waste Disposal Costs – Approximately \$125,000
 - Workers Compensation Costs – Approximately \$125,000
- In total, the above represents approximately \$1.9 million of added costs.
- 2019 general fund budget in total (including transfers) decreased costs by \$172,752 from 2018 budgeted levels.

QUESTIONS / COMMENTS?

A large, white, sans-serif question mark is centered on a solid blue background.