






E. 276th St.
PPN: 648-32-079 & 648-32-082
22,006 square feet

BRUSH AVE

E 276TH ST

648-32-079
2331 sf

648-32-082
19675 sf

-  Land Bank Parcel
-  Highways
-  Parcel Boundaries

0 12.5 25 50 75 100 Feet

