




20651 CRYSTAL AVE
PPN: 642-19-075
5,550 square foot lot



-  Land Bank Parcels
-  Highways
-  Parcel Boundaries

