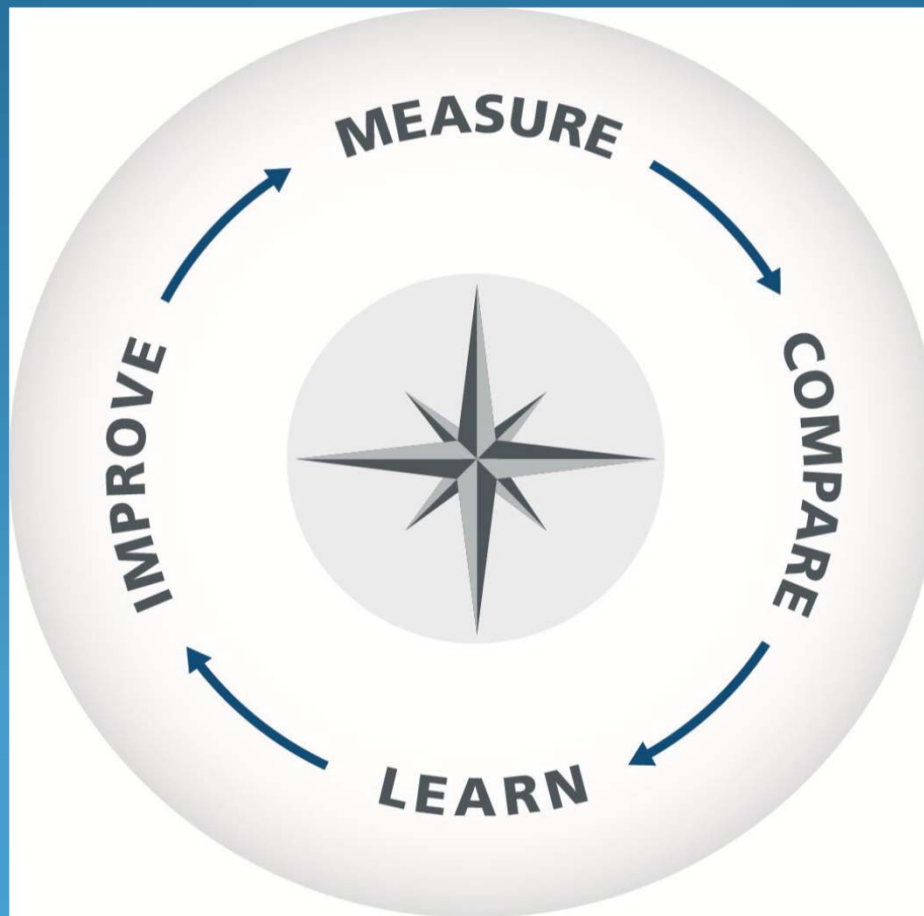


COLERAIN TOWNSHIP PUBLIC WORKS DEPARTMENT BENCHMARKING PROJECT



July 16, 2012

PUBLIC WORKS DEPARTMENT

INTRO TO DEPARTMENT

The primary role of the Colerain Township Public Works Department is “to enhance the public infrastructure and provide quality services with a high-performing professional Public Works staff”. All of the Township Departments (along with the Public Works Department) work together to serve our community with the highest degree of excellence and integrity.

The Colerain Township Public Works Department takes great pride in maintaining the infrastructure of one of the largest Townships in the state of Ohio. We take great gratification in the 250+ combined years of experience that our 13 full time and 2 part time staff members provide.

The Colerain Township Public Works Department is responsible for the maintenance of township roads which includes repairs, snow removal, sign installation, storm sewer maintenance and overseeing the Township right-of-way (R-O-W) and easements. We are structured as:

- Administration

- Operations

- Street Signs (9,000+) & Pavement Marking

- Roads (109+ miles, 350 cul-de-sac & 250 dog legs)

- Storm Sewers (Inlets, pipes and headwalls)

- Fleet Maintenance

- Facility & Grounds

- R-O-W maintenance

- Inspection (Contractors & permits)

PUBLIC WORKS DEPARTMENT

INTRO TO DEPARTMENT (continued)

We are proud to be participating members of several prestigious Public Works organizations, including the

- American Public Works Association (APWA)
- Public Works Officials of Southwest Ohio (PWOSO); Secretary since 2006
- Hamilton County Township's Road Superintendent's Association (HCTRSA)
- Street Maintenance and Sanitation Officials of Ohio (SMSO); Trustee since 2010

From which we obtain training and Public Works industry resources.

Colerain Township maintains steady growth with 3+ miles of new subdivisions under development that we oversee and coordinate the snow & ice removal on and participates in the construction inspections with The Hamilton county Engineers Office.

The Colerain Township Public Works Department's goal is to provide a high standard of operations and maintenance within the township that includes drainage improvements within the public right-of-way, pavement resurfacing and markings, patching potholes, removing road obstructions, installation and replacement of guardrails, and street signs. All of these activities help provide safe and well maintained road conditions for the traveling public and our residents.

PUBLIC WORKS DEPARTMENT

TOWNSHIP COMPARISONS

			Staff							Vehicles			
	Separate Roads/ Parks Divisions	2011 Road Division Budget	Full Time	Part Time	Seasonal	Total	Snow Routes	Average Miles Paved/ Year	Average Age of Surface Paved	# of Large Dump Trucks	# of 1 Ton Trucks	Average Age of Trucks	Average Age At Replacement
Symmes	No	992,500	9	1	2	12	6	2.5	15	4	2	5	10
Whitewater	No	48,000	2	0	0	2	1	3.0	15	1	2	6	12
Green	Yes	2,722,890	20	2	6	28	12	3.5	15	12	12	6	12
Columbia	Yes	350,000	4	0	0	4	2	1.5	18	2	2	8	14
Anderson	No	2,300,000	12	0	0	12	11	7.0*	13	10	4	6	10
Colerain	Yes	2,000,000	13	2	5	20	9	1.5	26	11	2	14	22
Delhi	No	1,100,000	7	0	0	7	5	2.0	15	5	1	7	24
Union (Clermont)	No	3,000,000	17	1	5	23	13	2.5	17	11	3	11	18
Springfield	No	2,500,000	9	4	5	18	11	2.1	32	12	4	13	22

* Anderson resurfaces with blackmat (a thin overlay slurry)

PUBLIC WORKS DEPARTMENT

TOWNSHIP SALARY COMPARISONS

	Director	Supervisor/ Foreman		Mechanic	Maint Worker I	Maint Worker II	Secretary	Part Time
Anderson	93,668.00	Leadman	63,710.40	68,452.80	47,382.40	55,286.40	20,800.00	18.23
Colerain (w/PERS PickUp)*	70,000.00		68,590.00	67,610.40	46,743.84	56,971.20	30,495.00	11.00
Columbia	68,040.00				47,632.00	53,040.00	52,817.00	
Crosby	15,000.00					1,040.00		
Delhi	70,000.00	Foreman	57,366.00	55,806.00		46,779.00	47,500.00	
Green	106,540.00	Foreman	73,605.00	66,160.00	33,000.00	58,035.00	40,315.00	8.50
Harrison	76,988.27				39,853.80	42,203.20	37,190.40	11.50
Miami				67,558.40				
Springfield	89,552.33	Supervisor	62,948.33	59,319.00	46,030.22	51,144.69		18.45
Sycamore	87,110.14		56,097.60	42,723.20		55,536.00		
Symmes	69,305.60	Service Worker III	56,056.00		41,600.00	46,862.40		13.89
Whitewater	49,462.40				29,660.80			
Union (Clermont County)	74,900.00	Director Assistant	67,746.00	56,784.00	51,625.60	56,784.00	44,699.20	10.00
West Chester (Butler County)	75,000.00	Foreman	54,641.60		42,952.00	46,716.80	55,702.40	11.25

Anderson: Secretary =PT

Crosby: Entire staff (8) is PT, no FT employees at all

Delhi: Additional Project Manager/Inspector (\$55,000)

Green: Has Director, Foreman and Assistant Superintendent (\$84,905)

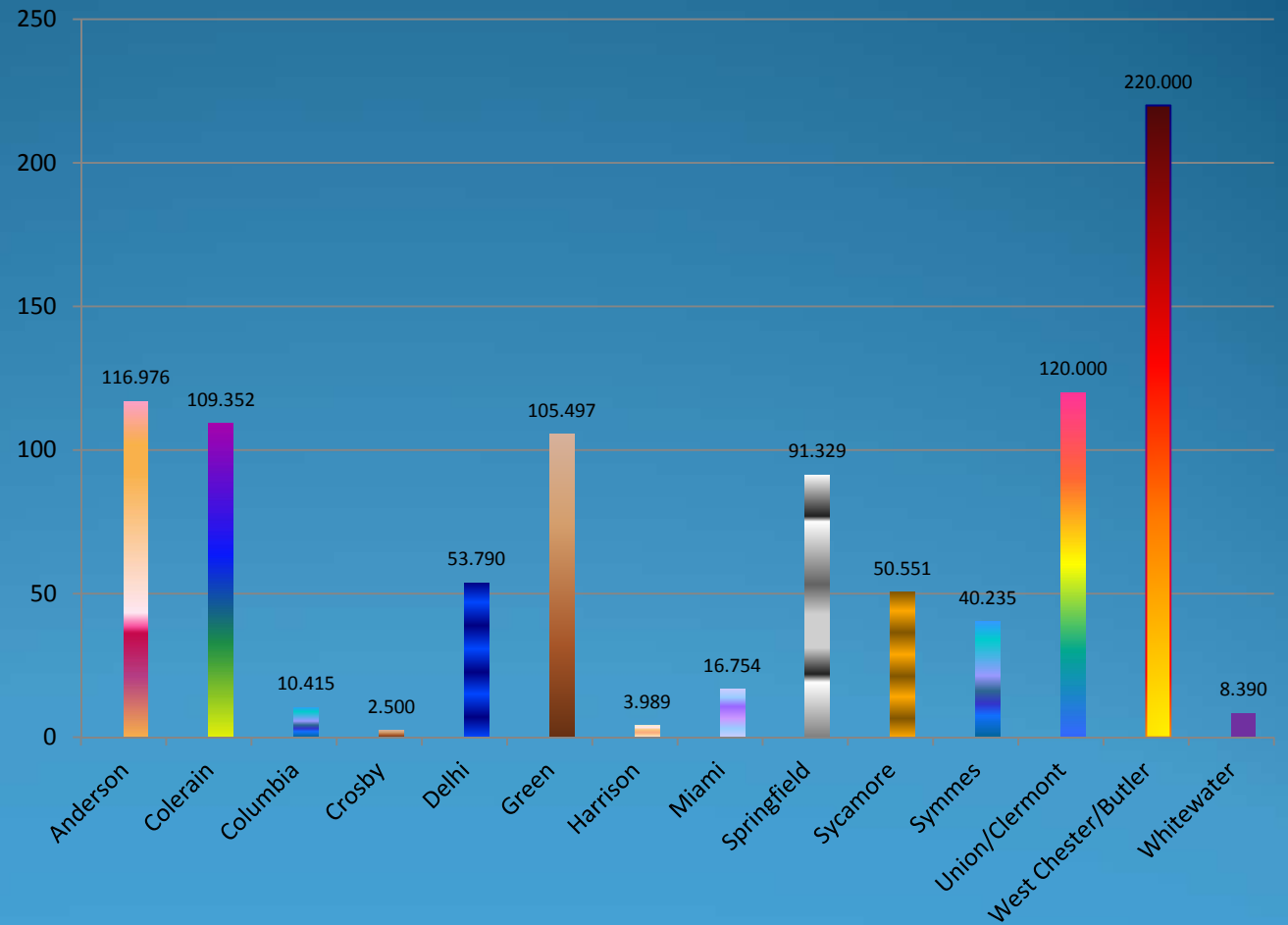
Springfield: Additional crew leader (\$55,500)

West Chester: Additional Service Director (\$60,400)

PUBLIC WORKS DEPARTMENT

TOWNSHIP ROAD MILEAGE COMPARISON

Anderson	116.976
Colerain	109.352
Columbia	10.415
Crosby	2.500
Delhi	53.790
Green	105.497
Harrison	3.989
Miami	16.754
Springfield	91.329
Sycamore	50.551
Symmes	40.235
Union/Clermont	120.000
West Chester/Butler	220.000
Whitewater	8.390



Source: William W. Brayshaw, Hamilton County Engineer - Annual Meeting Review

PUBLIC WORKS DEPARTMENT

20% LICENSE REVENUE FROM HAMILTON COUNTY



Year	Anderson	Colerain	Columbia	Crosby	Delhi	Green	Harrison	Miami	Springfield	Sycamore	Symmes	Whitewater
1990	11,050.00	24,600.00			18,685.00	41,735.00			27,034.00		12,910.00	
1991	10,275.00	48,471.00			29,305.00	50,885.00	18,651.00		16,000.00	40,000.00	7,975.00	
1992	62,741.00	55,550.00	6,784.00		9,749.00	27,298.00			32,823.00		3,900.00	
1993	50,000.00	48,113.00			13,840.00	37,053.00		5,612.33	24,700.00	19,043.22		
1994	10,000.00	40,000.00			105,000.00	38,000.00			24,634.00	6,383.00	9,800.00	
1995		85,630.00	7,116.00			39,910.00	3,633.00		24,733.00	17,868.00		30,000.00
1996	50,000.00					41,370.00	25,000.00		24,689.00	13,800.00	80,495.54	
1997	60,000.00	48,690.00	4,744.00			39,000.00		53,793.00	24,689.00	13,800.00		10,000.00
1998	18,100.00	43,580.00			9,355.00	41,775.00			24,689.00	13,800.00		
1999	15,000.00	43,580.00	4,744.00	23,676.00		40,000.00			24,689.00	13,800.00		
2000	30,000.00	43,580.00	2,372.00		11,300.00	41,772.00			24,689.00	13,800.00		15,696.00
2001	31,824.00	43,580.00			24,100.00	39,860.00			24,689.00	13,800.00		
2002	30,000.00	42,732.00	4,210.00	6,988.00		39,884.00		11,912.00	21,668.00	15,006.00		
2003	12,000.00	42,732.00				39,884.00			21,668.00	15,006.00		
2004	48,710.00	42,522.00		4,560.00	15,500.00	40,000.00		11,300.00	14,200.00	12,983.00		
2005	29,500.00	39,218.00			98,800.00	40,000.00			26,610.00	14,968.00	60,000.00	
2006	31,935.00	40,390.00			15,500.00	40,000.00			22,162.00	15,455.00		
2007	30,247.00	40,035.00			22,768.00	41,700.00	18,442.00	20,000.00	22,479.00			
2008	30,191.00	40,035.00			18,534.00	41,700.00			22,479.00	29,605.00		
2009	29,442.00	40,035.00	16,264.00	12,400.00	18,692.00	41,700.00			22,952.00	14,588.00		
2010	17,796.00	31,367.00			11,091.00	31,788.00		23,110.00	16,567.00			
2011		40,313.00	7,187.00		18,549.00	40,469.00			22,913.00			
TOTAL	\$608,811.00	\$924,753.00	\$53,421.00	\$47,624.00	\$440,768.00	\$875,783.00	\$65,726.00	\$125,727.33	\$511,756.00	\$283,705.22	\$175,080.54	\$55,696.00

PUBLIC WORKS DEPARTMENT

RECENT AWARDED SCIP GRANTS

ROUND	YEAR	PROJECT	STREETS	LENGTH	GRANT AMOUNT	TWP MATCH	HAMILTON COUNTY	TOTAL PROJECT COST
		Charles Fath's Subdivision						
19	2005	Reconstruction/Bridge Rehabilitation	Jonrose Drive, Memory Drive, Longwood Lane	5,079.00	1,357,230.00	(30%) 590,100.00	(1%) 19,670.00	1,967,000.00
		Royal Glen Drive Reconstruction						
20	2006	Bridge Rehabilitation	Royal Glen, Peacock Drives	3,158.00	828,000.00	(30%) 360,000.00	(1%) 12,000.00	1,200,000.00
20	2006	Clara Avenue Reconstruction	Clara Avenue	835.00	315,000.00	(30%) 135,000.00		450,000.00
21	2007	Schuster Court Reconstruction	Schuster Court	653.00	245,000.00	(30%) 105,000.00		350,000.00
22	2008	Allet Avenue Reconstruction	Allet Avenue	896.00	369,600.00	(30%) 158,400.00		528,000.00
		Bellhaven Drive and Flamingo Lane						
23	2009	Reconstruction	Bellhaven, Flamingo Drives	734.00	282,590.00	(30%) 121,110.00		403,700.00
24	2010	Geraldine Drive Reconstruction	Geraldine Drive	1,203.00	631,575.00	(30%) 270,675.00		902,250.00
26	2012	Breezyway Drive Reconstruction	Breezyway Drive	1,148.00	602,700.00	(30%) 258,300.00		861,000.00
TOTAL				13,706.00	4,631,695.00	1,998,585.00	31,670.00	6,661,950.00

PUBLIC WORKS DEPARTMENT

SCIP/LTIP GRANTS TOWNSHIP COMPARISONS FROM 2005 to 2012

	Round 19		Round 20		Round 21		Round 22		Round 23		Round 24		Round 25		Round 26*		Cumulative Totals	
	2005		2006		2007		2008		2009		2010		2011		2012		2005 to 2012	
	SCIP	LTIP	SCIP	LTIP	SCIP	LTIP	SCIP	LTIP	SCIP	LTIP	SCIP	LTIP	SCIP	LTIP	SCIP	LTIP	SCIP	LTIP
Anderson	\$0	\$0	\$200,000	\$0	\$0	\$0	\$0	\$0	\$0	\$0	\$0	\$0	\$0	\$0	NA	NA	\$200,000	\$0
Colerain	\$1,357,230	\$0	\$1,140,000	\$0	\$245,000	\$0	\$369,600	\$0	\$282,590	\$0	\$631,575	\$0	\$0	\$0	\$602,700	NA	\$4,628,695	\$0
Columbia	\$422,000	\$0	\$425,000	\$0	\$365,000	\$0	\$0	\$0	\$0	\$0	\$0	\$0	\$0	\$0	NA	NA	\$1,212,000	\$0
Crosby	\$0	\$0	\$0	\$0	\$0	\$0	\$0	\$0	\$0	\$0	\$0	\$0	\$0	\$0	NA	NA	\$0	\$0
Delhi	\$555,000	\$0	\$400,000	\$0	\$370,000	\$0	\$267,500	\$0	\$661,382	\$0	\$318,500	\$0	\$197,410	\$0	NA	NA	\$2,769,792	\$0
Green	\$544,180	\$0	\$0	\$1,151,227	\$450,000	\$1,151,227	\$0	\$0	\$777,300	\$642,912	\$331,750	\$0	\$0	\$500,000	NA	NA	\$2,103,230	\$3,445,366
Harrison	\$0	\$0	\$0	\$0	\$0	\$0	\$0	\$0	\$0	\$0	\$0	\$0	\$0	\$0	NA	NA	\$0	\$0
Miami	\$0	\$0	\$0	\$0	\$0	\$0	\$0	\$0	\$0	\$0	\$0	\$0	\$0	\$0	NA	NA	\$0	\$0
Springfield	\$0	\$0	\$0	\$0	\$0	\$0	\$515,875	\$0	\$493,500	\$0	\$559,009	\$0	\$691,872	\$0	NA	NA	\$2,260,256	\$0
Sycamore	\$862,017	\$0	\$0	\$0	\$0	\$0	\$1,264,545	\$0	\$0	\$0	\$0	\$0	\$0	\$0	NA	NA	\$2,126,562	\$0
Symmes	\$45,000	\$0	\$0	\$0	\$0	\$0	\$0	\$0	\$35,000	\$0	\$40,250	\$0	\$0	\$0	NA	NA	\$120,250	\$0
Whitewater	\$0	\$0	\$0	\$0	\$366,930	\$0	\$0	\$0	\$0	\$0	\$0	\$0	\$0	\$0	NA	NA	\$366,930	\$0

*2012 data (Round 26) currently not available

PUBLIC WORKS DEPARTMENT

ROAD LEVY HISTORY

ATTEMPT NO.	DATE	TYPE	LENGTH	SIZE	GENERATES	OUTCOME
1st	November, 1984	Initial	5 year	1.5	\$ 851,115.00	Passed
2nd	November, 1989	Renewal	5 year	1.5	Unknown	Passed
3rd	November, 1994	Renewal	5 year	1.5	Unknown	Passed
4th	November, 1999	New	Permanent	2.0	\$ 1,693,600.00	Failed
5th	March, 2000	New	Permanent	1.5	\$ 1,520,000.00	Failed

PUBLIC WORKS DEPARTMENT

ROAD/LEVY COMPARISON CHART

	Levy	Length	Value	Computerized Pavement Program	Program Name	Average Pavement Condition	Pavement Condition Activity
Anderson	Yes	12 years/1.9Mil	1,000,000.00	Yes	Pavement Management	75% Good-Excellent; <10% Fair-Poor	Holding steady, could see decline in next 2 years if they don't start investing in roads now
Colerain	No	--	--	Yes	Micro Paver	Fair (62.7, C)	Decreasing - 1%/year
Columbia	Yes			No	<i>On vacation, reported by secretary. No other data available</i>		
Delhi	Yes	--	1,100,000.00	Yes	Pavement Management	70% Good-Excellent; 30% Failed-Fair	25 year cycle - staying about the same
Green	Yes	4 years left/.5Mil	400,000.00	No	--	Good+	Holding steady - a bad winter may begin to affect negatively
Springfield	Yes	15 years/1Mil	560,000.00	Yes	Cartograph	Fair	Decreasing - 10%/year
Symmes	Yes	7 years/.9Mil	540,000.00	No	--	--	Everything on 15 year cycle by 2017. Increasing condition
Union (Clermont)	No	--	--	Yes	Pavement Management	PCR = 70	Decreasing, not sure by how much per year
Whitewater	No	--	--	No	--	Fair	--

PUBLIC WORKS DEPARTMENT

CURRENT “SHARED SERVICES”

JURISDICTION, AGENCY OR VENDOR	SERVICES “FROM” COLERAIN TWP PWD	SERVICES “TO” COLERAIN TWP PWD
Hamilton County Engineer’s Office	Desk & office space for an inspector	Oversee and coordinates our SCIP Reconstruction Projects with-out the expense of an on-sight construction job trailer
Hamilton County Engineer’s Office	Annual Snowplow Training Event & Facility	<ul style="list-style-type: none"> We utilize their “large” copy machine for blue prints Obtain RFQ’s on our behalf
Hamilton County Engineer’s Office	Salt dome as satellite station	<ul style="list-style-type: none"> Salt dome satellite station Diesel refueling satellite station Provide snow removal on Twp maintained portion of Poole Road extension
Hamilton County Planning & Design	Assist with projects with both equipment & labor	Assist with projects with both equipment & labor
Amberly Village	Manufactured and supplied liquid salt brine	In exchange for bulk rock salt
Northwest School District	<ul style="list-style-type: none"> Coordinate order, storage and distribution of bulk rock salt Equipment loaning Make & supply signs from our sign shop 	<ul style="list-style-type: none"> 20% return on bulk rock salt Equipment loaning
Sycamore & Symmes Townships		Combined bulk rock salt liquid additive order; to achieve bulk rate
(Colerain) Target Store	Loaned traffic control barricades (for black Friday)	Donated 6 cases of (24 count) bottled water for employees
Green Twp.		Coordinated snow removal on portions of Colerain maintained streets: Vail & Vista Courts totaling 1,222’
Columbia Township	1982 asphalt trailer on loan	
Township’s with Hamilton County	Take turns hosting with facilities	Combined training events to lower cost
ODOT (Ohio Department of transportation)	Supplement their street sweeping of Colerain Ave in order to raise the standard of condition	
ODOT (Ohio Department of transportation)		Participate in their bidding process for bulk rock salt and equipment
Hamilton County		Participate in their internet auction to sell equipment
Hamilton County Sherriff’s Department	Refueling (gasoline) station & annual training facility	

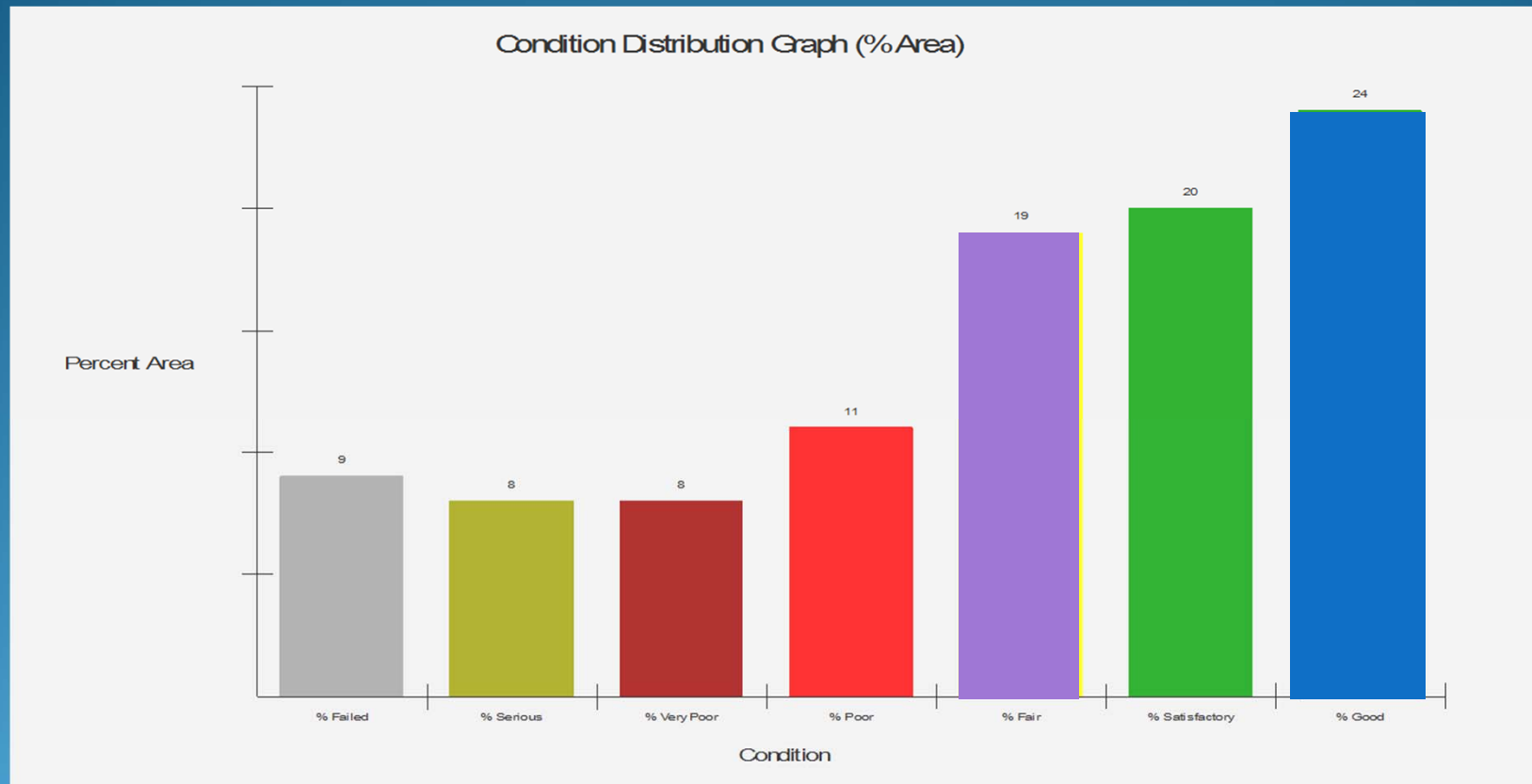
PUBLIC WORKS DEPARTMENT

CURRENT “SHARED SERVICES” - continued

DEPARTMENT	SERVICES “FROM” PUBLIC WORKS / ROAD DIVISION	SERVICES “TO” PUBLIC WORKS / ROAD DIVISION
Fire	<ul style="list-style-type: none"> • Park a fire truck in the PWD garage during the winter season • Use of fork lift at the fire tower when needed • Make signs from our sign shop 	
Police	<ul style="list-style-type: none"> • Park their Search & Rescue unit in the PWD garage throughout the year • Have access to wash their vehicles at the PWD wash bay during business hours 	
Senior & Community	<ul style="list-style-type: none"> • Has access to the PWD garage to park their bus during inclement weather • Avail our diesel refueling station • Use of our floor buffer 	Use their large coffee percolators, tables & chairs for large training events
Parks & Services	<ul style="list-style-type: none"> • Use PWD large trucks and equipment & personnel when needed • We supply & coordinate the ordering, housing and equipment of their rock salt usage. • Avail our diesel refueling station • Make signs from our sign shop 	
Zoning	<ul style="list-style-type: none"> • Make and install signs • Fabricate tools and stands 	
Administration	<ul style="list-style-type: none"> • Asphalt work in parking lot • Fabricate computer stand • Use of fork lift c/o shipments 	

PUBLIC WORKS DEPARTMENT


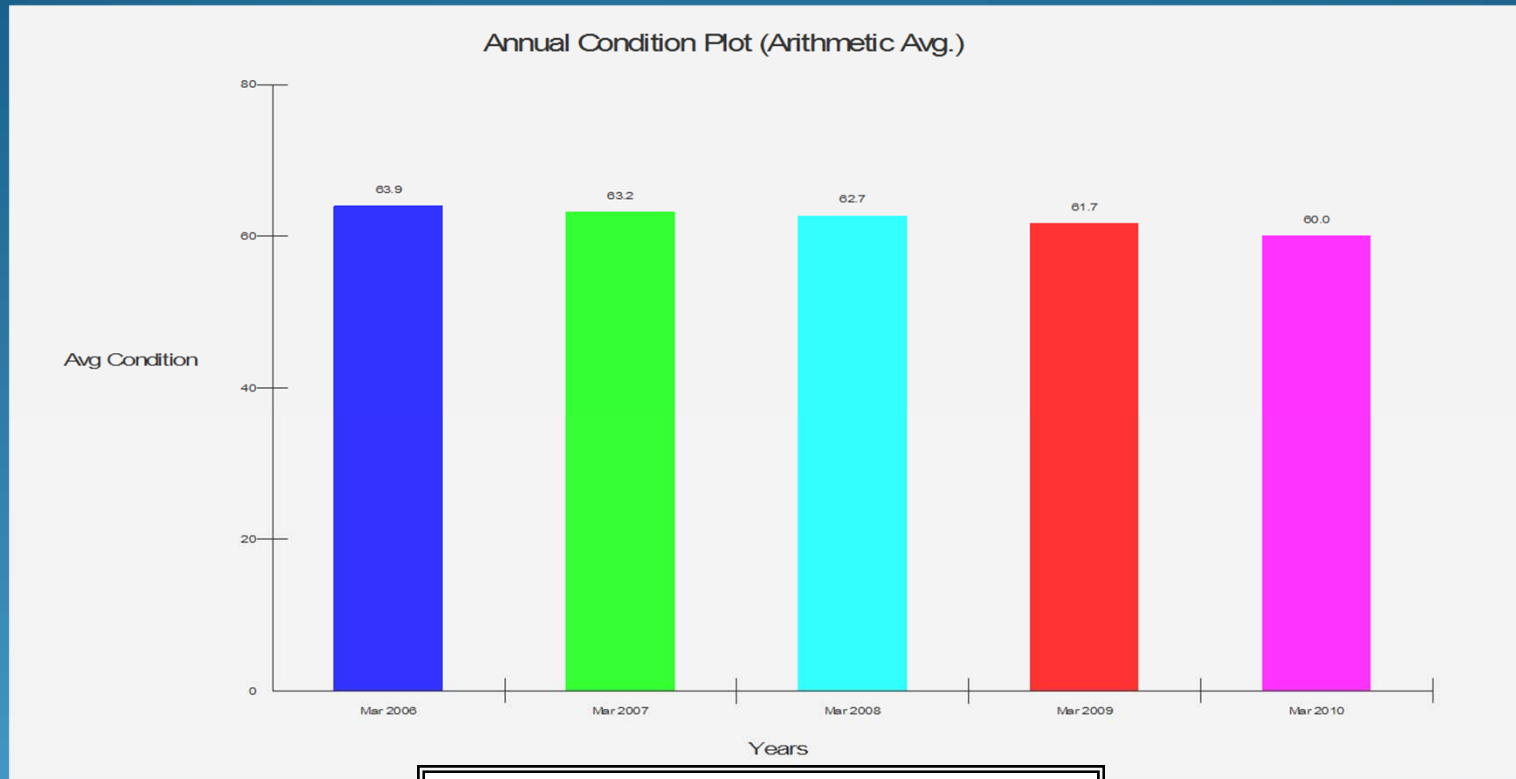
CURRENT ROAD CONDITION BREAKDOWN



Out of 109.352 miles, average PCI is 62.7

PUBLIC WORKS DEPARTMENT

PCI CONDITION FOR PAST FIVE YEARS



PUBLIC WORKS DEPARTMENT

To change the average PCI from decreasing to increasing . . .

Resurface 4.36 miles per year

4.36 per year – current 1.46 = 2.9 additional miles per year to resurface at an additional \$1,301,520.00 per year in Road contracts.

PUBLIC WORKS DEPARTMENT

SUMMARY

Colerain Township's streets are clean, maintained and in sound condition. Although we are not resurfacing the amount needed to improve our over pavement condition, we are sustaining a solid state.

Colerain Township Public Works Department is a leader in the Public Works industry:

- Our 9,000+ street signs are on computer inventory that records maintenance, history, location and comments regarding their placement.
- Our 550 (109+ miles) streets are on a computer program that records maintenance condition, history and predicts deterioration rate and cost factors.
- Our current pavement repair procedure utilizing our new skid steer (with grinding capabilities) is efficient and effective.
- Our snowplow trucks are equipped with the ability to spray liquid salt brine (that we manufacture ourselves) to obtain a quicker snow melting reaction using less salt.

Our strengths are:

- Our employees who are more than professional, they are experts
- Our base facilities structure accommodates and funnels efficiency of our daily operational efforts

Our opportunities are:

- Our financial ability to resurface more streets
- Our financial ability to replace our aging equipment more timely

Our disposition and resolve:

Increase efforts of obtaining ways and means to be more efficient by sharing and combining services, reduce expenses and increase revenue.